

ALL INDIA INSTITUTE OF MEDICAL SCIENCES New Delhi

PROSPECTUS



शरीरमाद्यं खलु धर्मसाधनम्

2016

MBBS Course

Includes admission details for the MBBS Course of AIIMS, New Delhi and six other AIIMS at Bhopal, Bhubaneswar, Jodhpur, Patna, Raipur and Rishikesh.



शरीरमाद्यं खलु धर्मसाधनम्



शरीरमाद्यं खलु धर्मसाधनम्



शरीरमाद्यं खलु धर्मसाधनम्



आरोग्यं सुखं सम्पदा



शरीरमाद्यं खलु धर्मसाधनम्



All India Institute of Medical Sciences
Ansari Nagar
New Delhi 110608
Web site: www.aiims.edu



All India Institute of Medical Sciences
Bhopal
Saket Nagar
Bhopal 462020
Madhya Pradesh
Web site: www.aiimsbhopal.edu.in



All India Institute of Medical Sciences
Bhubaneswar
Sijua
Ptarpada
Bhubaneswar 751019
Odisha
Web site: www.aiimsbhubaneswar.edu.in



All India Institute of Medical Sciences
Jodhpur
Basni Industrial Area 2
Jodhpur 342005
Rajasthan
Web site: www.aiimsjodhpur.edu.in



All India Institute of Medical Sciences Patna
Phulwarisharif
Patna 801505
Bihar
Web site: www.aiimspatna.org



All India Institute of Medical Sciences Raipur
Tatibandh
GE Road
Raipur 492099
Chattisgarh
Web site: www.aiimsraipur.edu.in



All India Institute of Medical Sciences Rishikesh
Virbhadr Road
Rishikesh 249201
Uttarakhand
Web site: www.aiimsrishikesh.edu.in



IMPORTANT DATES AT A GLANCE

| Sl. No. | Activity | Scheduled Dates |
|--|--|--|
| APPLICATION AND REGISTRATION | | |
| 1 | Online Registration of Applications on AIIMS website www.aiimsexams.org opens | Monday, 15 th February, 2016 |
| 2 | Online Registration of Applications closes on | Tuesday, 15 th March, 2016 at 5:00 PM |
| 3 | Status of Registration including rejection / deficiencies in application on AIIMS website | Wednesday, 30 th March, 2016 |
| 4 | Last date for complying with deficiencies in application as indicated | Friday, 8 th April, 2016 |
| 5 | Hosting / Uploading the Admit Cards on AIIMS website www.aiimsexams.org | Monday, 2 nd May, 2016 |
| Computer Based Test (CBT) [Online] Entrance Examination | | |
| 6 | Date of Entrance Examination | Sunday, 29 th May, 2016 |
| 7 | Expected date of declaration of Result | Tuesday, 14 th June, 2016 |
| PROPOSED COUNSELING SCHEDULE TO BE HELD AT AIIMS, NEW DELHI | | |
| 8 | First Counseling | 4 th , 5 th , 7 th & 8 th July, 2016 |
| 9 | Second Counseling | 4 th August, 2016 |
| 10 | Third Counseling | 6 th September, 2016 |
| 11 | Open Counseling | 27 th September, 2016 |
| ADMISSION AT AIIMS, NEW DELHI | | |
| 12 | Medical Examination of selected candidates | 11 th July, 2016 |
| 13 | General Orientation of New Batch including visit to Ballabgarh Community Development Block | 12 th - 14 th July, 2016 |
| 14 | Academic Programme [Classes begin] | 15 th July – 31 st July, 2016 |
| 15 | Orientation Programme by CREST | 1 st – 9 th August, 2016 |
| 16 | Teacher Mentors Programme Interactive Session/Feed back session about orientation Programme | 10 th to 11 th August, 2016 |
| 17 | Resumption of Academic Programme | 12 th August, 2016 |
| ADMISSION TO SIX OTHER AIIMS | | |
| 18 | Admission details will be available in the websites of the respective institutions Counters and officials from these institutions will be available at AIIMS, New Delhi during Counseling | Expected August, 2016 |

ANNOUNCEMENT OF RESULTS

Results will be announced on the website www.aiimsexams.org and also on the websites of six AIIMS. Results shall not be informed on phone or communicated individually.

IMPORTANT INFORMATION

All applicants are advised to visit www.aiimsexams.org regularly for latest updates / announcements / changes, if any as addendum/dedendum/corrigendum will only be uploaded on the website.

APPLICATION & REGISTRATION FEES

| S No | Category | Fees | Transaction Charges | TOTAL |
|------|--|-----------|---------------------|--|
| 1 | General | ₹ 1000.00 | As Applicable | ₹ 1000.00 + Transaction Fees (as applicable) |
| 2 | Other Backward Classes [OBC : Both Creamy and Non-creamy Layers] | ₹ 1000.00 | As Applicable | ₹ 1000.00 + Transaction Fees (as applicable) |
| 3 | Scheduled Caste [SC] | ₹ 800.00 | As Applicable | ₹ 800.00 + Transaction Fees (as applicable) |
| 4 | Scheduled Tribe [ST] | ₹ 800.00 | As Applicable | ₹ 800.00 + Transaction Fees (as applicable) |
| 5 | OPH | EXEMPTED | Not Applicable | NIL |

Requisite fees may be paid through Credit Card / Debit Card / Net Banking

APPLICATION & REGISTRATION

- All applicants are advised to read the Prospectus and Help Manual carefully before starting Online Registration .
- While filling the Online Application, please ensure that no column is left blank.
- Please fill the Online Application carefully. It may not be possible to make any Amendment/Rectification/Change/Editing in the field of Name/ Date of Birth/ Category i.e. SC/ ST/ OBC(NCL) / UR/OPH and Examination Centre after submitting the Application Fee through Debit / Credit Card/Net Banking.
- Other changes in the Online Registration/Application viz **Father sName, Mother sName**, Gender, Nationality, Marital Status can be done during Registration process. After the last date of Registration i.e. 15.03.2016 changes are not permitted. Images once uploaded can not be changed later.
- Applicants may note that further correspondence will NOT be entertained in this regard.
- Candidate applying under OBC category must possess valid caste certificate issued within last one year by the competent authority. The Certificate must be valid for admission in Central Govt. Institutions. Date of validity of certificate shall be considered as 04.07.2016.
- Please save and download a print of the Registration Slip and retain the copy of Registration Slip till completion of admission process.
- Incomplete applications will be rejected.
- In the event of rejection of the application form, no intimation will be provided and no correspondence / request for re-consideration, will be entertained.

EXAMINATION

- The Entrance Examination for All India Institute of Medical Sciences, New Delhi and six other AIIMS for the session 2016 will be conducted through Online Computer Based Test (CBT) Examination ONLY. The Examination is proposed to be conducted in **two** shifts in different centres all over India on Sunday, 29th May, 2016. Applicants are required to read the Prospectus carefully and fill the application correctly with regard to all entries including choice of city for appearing of Entrance Examination. Applicants may familiarize themselves with the method of Examination by taking the Mock Test available in the web site: www.aiimsexams.org after upload of Admit Card. Applicants are required to be prepared to appear in the Examination in either of the shifts.

CONTENTS

| Section | | Page No. |
|---------|--|----------|
| 1.0 | Introduction | 1 |
| 2.0 | AIIMS & Objective | 1 |
| 3.0 | Duration of Courses | 2 |
| 4.0 | Number of Seats and Reservation | 2 |
| 4.1 | Criteria for Other Backward Classes (NCL) | 3 |
| 4.2 | Criteria for Schedule Cast Schedule Tribe (SC/ST) | 3 |
| 4.3 | Criteria for Orthopaedic Physically Handicapped Candidates | 3 |
| 5.0 | Eligibility | 3 |
| 6.0 | Guideline & Instruction for Application | 5 |
| 7.0 | Procedure for submission of Application | 6 |
| 8.0 | Competitive Entrance Examination | 7 |
| 8.1 | Type of Paper | 7 |
| 8.2 | Standard of Examination | 7 |
| 8.3 | Language of Question Paper | 7 |
| 8.4 | Examination Centres | 7 |
| 8.5 | General Instruction regarding appearing in the Examination | 10 |
| 8.6 | Scheme of Marking | 11 |
| 8.7 | Minimum cut-off-Scores | 11 |
| 8.8 | Normalization Procedure | 11 |
| 8.9 | Method of Resolving Ties | 12 |
| 8.10 | Brief description of the step-by-step procedure for normalization and of merit/ranking in AIIMS MBBS Entrance Examination - 2016 | 12 |
| 9.0 | Counselling | 17 |
| 9.1 | Merit List | 17 |
| 9.2 | Counselling Overview | 17 |
| 9.3 | Counselling Process | 18 |
| 10.0 | Declaration of Results | 20 |
| 10.0 | Anti Ragging Measures | 20 |
| 11.1 | Supreme Court rules regarding Anti Ragging | 20 |
| 11.2 | Anti Ragging Registration | 20 |
| 12.0 | Admission to AIIMS, New Delhi | 21 |
| 12.1 | Admission procedure & date of joining | 21 |
| 12.2 | Fees & Other Payments | 21 |
| 12.3 | Semesters | 22 |
| 12.4 | Attendance | 22 |
| 12.5 | Examination in first MBBS | 22 |
| 12.6 | Attempts | 22 |
| 12.7 | Weightage for Internal marks | 23 |
| 12.8 | Compulsory Rotatory Internship Training | 23 |
| A1 | Appendix.1: (State Codes) | 24 |
| A2 | Appendix.2: User Manual Important Instructions for Applicants Filling MBBS-2016 On-line Application Form | 25-38 |
| A3 | Appendix.3: For uploading Images | 39 |
| A3.1 | Instruction for uploading Photograph | 40-42 |
| A3.2 | Instruction for uploading Thumb Impression | 43 |
| A3.3 | Instruction for uploading Signature | 44 |
| A4 | Appendix.4:Procedure to be followed by candidates | 45 |
| A5 | Appendix.5:Familiarization with Online | 46-60 |
| | Performa for Other Backward Classes (OBC) Certificate | 61 |
| | From of SC/ST Certificate | 62 |
| | | |

1.1 AIIMS, New Delhi

All India Institute of Medical Sciences was established by an Act of Parliament of 1956 as an autonomous institution of national importance and its objectives and functions were defined. By virtue of this Act, the Institute awards its own medical degrees, diplomas and other academic distinctions. The degrees and diplomas awarded by the Institute under the All India Institute of Medical Sciences Act are recognized medical qualifications for the purpose of the Indian Medical Council Act and notwithstanding anything contained in the Medical Council Act, are deemed to be included in the first schedule of that Act, entitling the holders to the same privileges as those attached to the equivalent awards from other universities of India.

The Institute (AIIMS, New Delhi) is a residential University in which the faculty members, staff and the students live on campus. There are 8 hostels for undergraduate students (6 for boys and 2 for girls) with a capacity to accommodate 562 students.

1.2 Six other AIIMS

Under the Pradhan Mantri Swasthya Suraksha Yojana six new All India Institutes of Medical Sciences have been established similar to AIIMS, New Delhi. Government of India has also decided that the Academic Session for the current year in six New AIIMS at Bhopal, Bhubaneswar, Jodhpur, Patna, Raipur and Rishikesh, will also be started in August 2016 with intake of 100 students for each of the new institutions. As per the directives of the Ministry selection for admission will be done through the same Entrance Examination by which candidates are selected for AIIMS, New Delhi. The admission will be done on the basis of merit-cum-choice of the candidates.

2.1 AIIMS, New Delhi

The prime focus of the Institute (AIIMS) is to develop patterns of teaching in undergraduate and postgraduate medical education in all the branches so as to demonstrate a high standard of medical education to all medical colleges and allied institutions in India. The other important objectives of the Institute is to bring together in one place educational facilities of the highest order for the training of personnel in all the important branches of health activities and to attain self-sufficiency in postgraduate medical education. The educational principles and practices being adopted are those which are the best suited to the needs of the country. Adaptation of education to meet the problems of community health is a major preoccupation. To this effect the AIIMS New, Delhi has been trying to initiate a model educational programme in the Ballabgarh Community Development Block in collaboration with the Haryana Government. The Institute has also been able to initiate model educational programme in Community Medicine at the urban field practice area in Malviya Nagar, New Delhi. Emphasis is laid on the active learning process and on the cultivation of scholarly habits and scientific methods.

The first batch of undergraduate medical students was admitted to the AIIMS, Delhi in the year 1956 and since then the Institute has been admitting 50 students every year (77 from 2008 session) to the M.B.B.S. Course. The number of students to this course is kept relatively small to ensure an adequate teacher student ratio. The undergraduate curriculum is constantly reviewed at the Faculty and Staff Council levels and the required changes in the curriculum are brought about in order to evolve a pattern which is the most suitable for the Indian needs and conditions.

Undergraduate medical students get sufficient impetus for higher studies as the Institute provides facilities for postgraduate degrees in almost all the branches of medical sciences. At present, the AIIMS, Delhi is awarding post-graduate degrees in about 55 different specialties /super specialties.

2.2 Six Other AIIMS

Aims & objectives of the other six AIIMS Institutes are also of similar nature as mentioned above for AIIMS, New Delhi. In the six new AIIMS the admission will be for 100 seats in each Institution. The number and distribution of seats may vary depending upon the periodic directives / directions from Competent Authorities.

3.0

DURATION OF COURSE

The Course of studies leading to the award of degree of Bachelor of Medicine and Bachelor of Surgery (M.B.B.S.) of the All India Institute of Medical Sciences shall last for a minimum of five and a half academic years including one year's compulsory internship.

4.0

NUMBER OF SEATS & RESERVATION

A. AIIMS, New Delhi:

This year 72 (seventy two) seats for Indian Nationals are available for admission to MBBS course. Out of these, 11 (eleven) seats are reserved for the Scheduled Castes, 5 (five) seats are reserved for the Scheduled Tribes, 19 (nineteen) seats are reserved for Other Backward Classes and 37 (thirty seven) seats for General Category for Indian Nationals. A 3% reservation for Orthopaedic Physically Handicapped[OPH] shall be provided on horizontal basis, in the seats available. **The number of seats for Foreign Nationals shall be announced only after appropriate communication is received by AIIMS, New Delhi from the Government of India. Please await subsequent announcement at the AIIMS website www.aiimsexams.org.**

B. Six other AIIMS:

In the six new AIIMS (viz: Bhopal, Bhubaneswar, Jodhpur, Patna, Raipur and Rishikesh.) with intake of 100 students each, the reservation policy followed will be 7.5% ST, 15% SC and 27% OBC, for Indian Nationals. A 3% reservation for Orthopaedic Physically Handicapped shall be provided on horizontal basis, in the seats available.

| Sl.No. | Location of AIIMS | U R | OBC | SC | ST | OPH | Foreign* | Total |
|--------|-------------------|-----|-----|-----|----|------------------|----------|-------|
| 1 | New Delhi | 37 | 19 | 11 | 05 | 3% Horizontal | 0* | 72* |
| 2 | Bhopal | 50 | 27 | 15 | 08 | | | 100 |
| 3 | Patna | 50 | 27 | 15 | 08 | | | 100 |
| 4 | Jodhpur | 50 | 27 | 15 | 08 | | | 100 |
| 5 | Rishikesh | 50 | 27 | 15 | 08 | | | 100 |
| 6 | Raipur | 50 | 27 | 15 | 08 | | | 100 |
| 7 | Bhubaneswar | 50 | 27 | 15 | 08 | | | 100 |
| Total | | 337 | 181 | 101 | 53 | | 0* | 672 |

* The number of seats for Foreign Nationals are pending notification by the Government of India

Seat inter-convertibility :

If requisite number of suitable candidates is not available to fill the seats reserved for the Scheduled Castes, the same will be filled out of the candidates belonging to the Scheduled Tribes and vice versa. In case candidates do not qualify from the SC/ST categories, vacant seats will be filled by candidates from the general category. Similarly, in case the OBC seat remains vacant after calling all eligible OBC candidates then these seats shall be made available to the general category.

4.1 CRITERIA FOR OTHER BACKWARD CLASSES (NON-CREAMY LAYER) [OBC]

(Common to AIIMS, New Delhi & Six other AIIMS):

Reservation for OBC (Non-Creamy Layer) shall be according to the rules of the Government of India. Applicants are required to ensure that he/she does not belong to the persons/sections (Creamy Layer) mentioned in Column 3 of the Schedule to the Government of India, Department of Personnel & Training O.M. No. 36012/22/93-Estt. (SCT) dated 08/09/93 which is modified vide OM No. 36033/3/2004 Estt. (Res.) dated 09/03/2004 or the latest notification of the Government of India (ie. Central list). A format is provided at the end of the Prospectus. Certificate to be produced during counseling should NOT be older than ONE Year on date of 1st Counseling. (Between 03.07.2015 and 04.07.2016).

4.2 CRITERIA FOR SCHEDULED CASTE / SCHEDULED TRIBE (SC /ST)

(Common to AIIMS, New Delhi & Six other AIIMS):

Reservation for SC/ST candidates will be according to the rules of Government of India. Applicants will be required to produce the necessary certificate in the format provided. During counseling the certificate as prescribed in M.H.A., O.M., No. 42/21/49-N.G.S. dated the 28.1.1952, as revised in Dept. of Per-& A.R. letter No. 36012/6/76-Est. (S.CT), dated the 29.10.1977, to be produced by candidate belonging to a Scheduled Caste or a Scheduled Tribe in support of his/her claim.

4.3 CRITERIA FOR ORTHOPAEDIC PHYSICALLY HANDICAPPED (OPH)

(Common to AIIMS, New Delhi & Six other AIIMS):

The candidate must possess a valid document certifying his/her physical disability conforming to judgment of Supreme Court of India i.e.

- (i) With the approval of the Ministry of Health & Family Welfare, Govt. of India vide letter no. 18018/2/2009-ME (P-1) dated 17.02.2009 it has been decided that while providing reservation in admission to medical course in the first instance candidates with disability of lower limbs between 50% to 70% shall be considered and in case candidates are not available of such candidates in that category then the candidates with disability of lower limbs between 40% to 50% will also be considered.
- (ii) The disability certificate should be certified by a duly constituted and authorized Medical Board of the State or Central Govt. Hospitals/Institutions.

5.0

ELIGIBILITY

A. INDIAN NATIONALS

| | | |
|----|----------------------------------|--|
| 01 | AGE | <ul style="list-style-type: none">Should have attained or will attain the age of 17 (seventeen) years as on the 31st of December of the year of admission (2016)Candidates born on or after 2nd January, 2000 are NOT eligible to apply. |
| 02 | ESSENTIAL ACADEMIC QUALIFICATION | <ul style="list-style-type: none">Should have passed the 12th Class under the 10+2 Scheme/ Senior School Certificate Examination (CBSE) or Intermediate Science (I.Sc.) or an equivalent Examination of a recognized University/ Board of any Indian State with ENGLISH, PHYSICS, CHEMISTRY and BIOLOGY as subject.Candidates who have appeared or are appearing at the qualifying Examination with English, Physics, Chemistry and Biology as main subject and expect to pass the Examination with required percentage of marks (as indicated in Sl No. 03 below) are also eligible to apply and appear in the Competitive Entrance Examination. However, their candidature will be considered only if they provide documentary evidence of having passed the qualifying Examination with the required subjects and percentage of marks.If the Institute has to consider an Examination of an Indian University or of a foreign/university to be equivalent to the 12th class under 10+2 scheme/Intermediate Science Examination, the candidates shall have to produce a certificate from the concerned Indian University/Association of the Indian Universities to the effect that the examination passed by him/her is considered by them to be equivalent to the 12th class under 10+2 scheme/Intermediate. |
| 03 | MINIMUM MARKS | <ul style="list-style-type: none">The minimum aggregate of the marks in ENGLISH, PHYSICS, CHEMISTRY and BIOLOGY obtained in the qualifying examination (as in the Essential Qualification at Sl. No. 2 of this table) required for appearing in this examination are :<ul style="list-style-type: none">General and OBC candidates: 60% SC/ST/OPH Candidates: 50% |

B. OVERSEAS CITIZEN OF INDIA (OCI) (Common to AIIMS New Delhi & Six other AIIMS): Overseas Citizen of India (OCI) registered under Section 7A of Citizenship Act 1955 are also eligible to appear in this test and all terms and conditions applicable for Indian Nationals given in this Prospectus will be applicable to them. The candidate will submit proof of Registration as OCI under Section 7A of Citizenship Act 1955 to be eligible to appear for this test.

C. FOREIGN NATIONALS (Applicable to AIIMS, New Delhi only):

Foreign candidates nominated by the Government of India are required to have obtained a minimum of 50% marks in aggregate in the subjects of ENGLISH, PHYSICS, CHEMISTRY and BIOLOGY in their Intermediate Science or an equivalent examination to be eligible for admission to the M.B.B.S. Course.

Foreign candidates nominated by the Government are NOT required to appear at the Competitive Entrance Examination.



A. Indian Nationals (Common to AIIMS, New Delhi & Six other AIIMS):

A candidate seeking admission to the Entrance Examination is required to fill up the Registration Form available Online with the Prospectus on www.aiimsexams.org. Candidate should fill in the online Application Form without leave any column blank. ***Please See User Manual for details of how to fill online application form.***

ONLINE REGISTRATION & SUBMISSION OF APPLICATION FORM

After selecting the online registration, fill some details asked for deposit the prescribed fee through Debit/Credit cards/Net Banking and till all details required in the Application Form. It will be the responsibility of the candidates to ensure that correct address in the Application Form is filled. Incomplete Application/Registration Slip will be rejected and no communication in this regard will be entertained. The Institute will not be responsible for any loss in transit or for incorrect address given by the applicant in the application form. No candidates should register more than one application.

All applicants are required to ensure that Photo/Thumb/Signature are uploaded according to the requirements. Failure to do so may result in rejection of applications.

Duplicate applications from any applicant will result in cancellation of all such applications. No intimation regarding such summary rejections will be provided.

PROCESS FOR CHECKING OF STATUS OF PHOTO/THUMB/SIGNATURE STATUS OF REGISTRATION SLIPS RECEIVED

Acknowledgement with regard to successful Online Registration will be forwarded to registered email ID of the applicants. However, the status of Admit Card will be available on AIIMS, New Delhi website www.aiimsexams.org after 2nd May, 2016. Candidates are advised to check position regarding status of Application form on the website www.aiimsexams.org. If the status of Admit Card is not available on website, he/she should immediately contact to the Asstt. Controller of Examinations, AIIMS, New Delhi-110 608 along with full particulars of the Registration of application form by sending an email on exams.ac@gmail.com.

Please refer to the IMPORTANT DATES AT A GLANCE page at the beginning of the Prospectus for tentative dates.

B. Foreign Nationals (Applicable to AIIMS, New Delhi only):

Foreign nationals are not required to fill up the Online Registration form of the All India Institute of Medical Sciences. Foreign nationals who wish to apply for admission to MBBS Course against any seat that are subject to announcement / notification by the Govt. of India for the year 2016 should contact the Indian Mission/Post abroad in their Country.

The All India Institute of Medical Sciences, New Delhi and the Ministry of Health and Family Welfare, Government of India will neither entertain requests for supply of application forms for admission nor receive applications directly for nominations of foreign candidates.

Candidates are therefore requested not to contact AIIMS, New Delhi in this regard.

- (a) A candidate seeking admission to the Entrance Examination is required to fill up online application as specified in the Prospectus.
- (b) The online application/examination fee is payable through Debit/Credit card/Net Banking and is non-refundable as well no correspondence in this regard will be entertained.
- (c) The candidate should fill in the online application form as per the detailed instructions given in the Prospectus.
- (d) The candidate is required to go through the Prospectus carefully and acquaint himself/herself with all requirements regarding filling the application form.
- (e) Discrepancy, if any, in the date and time of the entrance examination mentioned in the Prospectus, Admit Card etc. should be immediately brought to the notice of the Assistant Controller of Examination, AIIMS, New Delhi. Complaints received after the examination will not be entertained. In case, any discrepancy is found in the information provided in the various documents, the data provided on the Application will be considered as final for all purposes.
- (f) Furnishing of false information/ filling of duplicate application form/conversing in any form or suppression of material information in the Application will entail disqualification and shall render the candidate unfit for admission. If ineligibility is detected at any stage even after examination, the candidature/admission will be treated as cancelled and no further correspondence in this regard will be entertained.
- (g) Application Form/Registration Slip complete in all respects should only be **submitted through online and NOT to be sent to Assistant Controller of Examinations, All India Institute of Medical Sciences, Ansari Nagar, New Delhi-110 608.**
- (h) Incomplete application form will be rejected and no correspondence will be entertained by the Institute in this regard.
- (i) It will be the responsibility of the candidate to ensure that correct address, mobile number and E-mail ID is filled in the Application Form with other details.
- (j) Candidate must not obtain or give or attempt to obtain or give irregular assistance of any kind during the examination; this will entail expulsion and cancellation of candidature for the examination.

ADMIT CARDS

- (a) A downloadable Admit Card will be hosted for all the eligible candidates on website www.aiimsexams.org w.e.f. 2nd May, 2016. All the candidates must take a printout of the same. The admit card will not be sent through Postal System. No candidate will be admitted to the examination unless he/she holds a valid Admit Card.
- (b) No candidate will be allowed to enter the Examination Hall/Venue by personal appearance without a valid Admit Card in original. The admit card must bear the details of printout such as IP address etc.
- (c) Candidates are advised to preserve the Admit Card till allotment of seat in College/ Institute. Duplicate Admit Card will not be issued after the examination (i.e. original printout Not photocopy etc.).

As per the initiative taken by Director, AIIMS, New Delhi, it has been decided to conduct the competitive Entrance Examination of MBBS-2016 through a Computer Based Test (CBT) [Online] only in 2016.

- The examination shall be held on Sunday, 29th May, 2016.
- The duration of the examination shall be 3½ hours (three hours and thirty minutes).
- The Online (CBT) Entrance Examination will be conducted in two shifts:
 - Morning Shift / First shift : 09:00 AM to 12:30 PM
 - Afternoon Shift / Second shift : 03:00 PM to 06:30 PM
- The examination centres are tentatively proposed in 171 cities all over India.

Therefore all candidates will be required to appear at CBT Online Entrance Examination, which will be conducted by the AIIMS, New Delhi on Sunday, the 29th May, 2016 in either of two shifts (9:00 AM to 12:30 PM & 3:00 PM to 6:30 PM) as allotted. The venue, time and shift of the examination will be communicated to the candidates in the Admit Card.

No candidate will be permitted to appear in the examination unless he/she holds a valid "Admit Card" issued by the Institute and a proof of their identification.

8.1 TYPE OF PAPER

The Competitive Entrance Examination will have one paper consisting of 200 Objective Type (Multiple Choice and Reason-Assertion type) questions from Physics, Chemistry, Biology and General Knowledge/Aptitude. The distribution of questions is :

| Subject | Number of Questions |
|----------------------------|---------------------|
| Physics | 60 |
| Chemistry | 60 |
| Biology (Botany & Zoology) | 60 |
| General Knowledge/Aptitude | 20 |

8.2 STANDARD OF EXAMINATION

The general standard of the Competitive Entrance Examination will be that of 12th class under the 10+2 Scheme/Intermediate Science. No syllabus has been prescribed by the Institute for the examination.

8.3 LANGUAGE OF QUESTION PAPER

Automated Question paper will be provided either in English or in Hindi according to the choice of candidates. Applicants must choose / indicate in the application form whether he/she prefers to have the question paper in English or Hindi. This choice cannot be changed later at any stage.

8.4 EXAMINATION CENTRES

- Appendix – I shows the list of cities where examination will be conducted in Online Computer Based Test (CBT) mode only.
- Applicant should indicate his/her choice of city of Examination at the time filling the application form. The city chosen is subject to confirmation of payment of the examination fee.
- The city of examination shall be allotted on count down basis subject to availability of nodes in respective city.
- The centre of examination once chosen and allotted will not be changed and any request in this regard will not be entertained. Applicants should therefore select the choice of city with utmost care.
- Applicant are advised to register themselves, make payment submit other information and submit their application format at the earliest without waiting for the last date, to avoid not getting the choice of city.

It may be noted that although AIIMS will make all efforts to ensure that the candidate is allotted a centre in the cities chosen by the applicant, due to circumstances such as lack of sufficient number of candidates, logistic, administrative and other reasons, an Examination Centre in another city may be allotted finally. Applicants are therefore required to be prepared to appear for the examination in the Examination Centre allotted to them.

The decision of AIIMS regarding allotment of centres shall be final. No further correspondence or request shall be entertained in such cases. A tentative list of cities where the Examination Centres are located are provided in the accompanying table. In addition, candidates are not permitted to change the Centre/shift allotted to them.

| State | City | Code |
|-------------------|--------------------|----------|
| Assam | Dibrugarh | E1-AS01 |
| | Guwahati | E1-AS02 |
| | Silchar | E1-AS03 |
| Arunachal Pradesh | Itanagar | E1-AR01 |
| Manipur | Imphal | E1-MN01 |
| Meghalaya | Shillong | E1-ML01 |
| Bihar | Aurangabad (Bihar) | E1-BR01 |
| | Biharsharif | E1-BR02 |
| | Gaya | E1-BR03 |
| | Muzaffarpur | E1-BR04 |
| | Patna | E1-BR05 |
| | Purnea | E1-BR06 |
| Jharkhand | Dhanbad | E1-JH01 |
| | Jamshedpur | E1-JH02 |
| | Ranchi | E1-JH03 |
| Odisha | Balasore | E1-OD01 |
| | Berhampur (Ganjam) | E1-OD02 |
| | Bhubaneswar | E2-OD03 |
| | Cuttack | E2-OD04 |
| | Rourkela | E2-OD05 |
| | Sambalpur | E2-OD06 |
| Tripura | Agartala | E2-TR01 |
| West Bengal | Asansol | E2-WB01 |
| | Bardhaman | E2-WB02 |
| | Durgapur | E2-WB03 |
| | Haldia | E2-WB04 |
| | Hooghly | E2-WB05 |
| | Howrah | E2-WB06 |
| | Kalyani | E2-WB07 |
| | Kolkata | E2-WB08 |
| | Siliguri | E2-WB09 |
| Delhi-NCR | Delhi | N1-DL001 |
| | Bahadurgarh | N1-DL002 |
| | Faridabad | N1-DL003 |
| | Ghaziabad | N1-DL004 |
| | Greater Noida | N1-DL005 |
| | Gurgaon | N1-DL006 |
| | Meerut | N1-DL007 |
| | Palwal | N1-DL008 |
| Haryana | Ambala | N1-HR01 |
| | Hisar | N1-HR02 |
| | Karnal | N1-HR03 |
| | Kurukshetra | N1-HR04 |
| | Panipat | N1-HR05 |
| | Sonipat | N1-HR06 |
| | Yamuna Nagar | N1-HR07 |

| State | City | Code |
|------------------|---------------|---------|
| Himachal Pradesh | Baddi | N1-HP01 |
| | Kangra | N1-HP02 |
| | Palampur | N1-HP03 |
| | Shimla | N1-HP04 |
| | Sirmaur | N1-HP05 |
| | Solan | N1-HP06 |
| Punjab | Amritsar | N1-PB01 |
| | Bannur | N1-PB02 |
| | Bhatinda | N1-PB03 |
| | Jalandhar | N1-PB04 |
| | Khanna | N1-PB05 |
| | Ludhiana | N1-PB06 |
| | Mohali | N1-PB07 |
| | Patiala | N1-PB08 |
| | Phagwara | N1-PB09 |
| | Ropar | N1-PB10 |
| | Sangrur | N1-PB11 |
| Rajasthan | Ajmer | N1-RJ01 |
| | Alwar | N1-RJ02 |
| | Bikaner | N1-RJ03 |
| | Jaipur | N1-RJ04 |
| | Jodhpur | N1-RJ05 |
| | Kota | N1-RJ06 |
| | Sikar | N1-RJ07 |
| | Udaipur | N1-RJ08 |
| Uttarakhand | Dehradun | N2-UK01 |
| | Haldwani | N2-UK02 |
| | Roorkee | N2-UK03 |
| Uttar Pradesh | Agra | N2-UP01 |
| | Aligarh | N2-UP02 |
| | Allahabad | N2-UP03 |
| | Bareilly | N2-UP04 |
| | Bulandshahr | N2-UP05 |
| | Gorakhpur | N2-UP06 |
| | Jhansi | N2-UP07 |
| | Kanpur | N2-UP08 |
| | Lucknow | N2-UP09 |
| | Mathura | N2-UP10 |
| | Moradabad | N2-UP11 |
| | Muzaffarnagar | N2-UP12 |
| | Unnao | N2-UP13 |
| | Varanasi | N2-UP14 |
| Jammu & Kashmir | Srinagar | N2-JK01 |
| | Jammu | N2-JK02 |
| | Baramullah | N2-JK03 |

| State | City | Code |
|----------------|--------------------|---------|
| Andhra Pradesh | Chittoor | S1-AP01 |
| | Chirala | S1-AP02 |
| | Gudur | S1-AP03 |
| | Guntur | S1-AP04 |
| | Kurnool | S1-AP05 |
| | Nellore | S1-AP06 |
| | Ongole | S1-AP07 |
| | Rajahmundry | S1-AP08 |
| | Tekkali | S1-AP09 |
| | Tirupati | S1-AP10 |
| | Vijayawada | S1-AP11 |
| | Visakhapatnam | S1-AP12 |
| | Vizianagaram | S1-AP13 |
| Karnataka | Bidar | S1-KA01 |
| | Udupi | S1-KA02 |
| | Belgaum | S1-KA03 |
| | Bengaluru | S1-KA04 |
| | Mangalore | S1-KA05 |
| | Mysore | S1-KA06 |
| Telangana | Hyderabad | S1-TS01 |
| | Karimnagar | S1-TS02 |
| | Khammam | S1-TS03 |
| | Warangal | S1-TS04 |
| Kerala | Alappuzha | S2-KL01 |
| | Ernakulam/Kochi | S2-KL02 |
| | Kannur | S2-KL03 |
| | Kollam | S2-KL04 |
| | Kottayam | S2-KL05 |
| | Kozhikode | S2-KL06 |
| | Malapuram | S2-KL07 |
| | Palakkad | S2-KL08 |
| | Thiruvananthapuram | S2-KL09 |
| | Thrissur | S2-KL10 |
| Puducherry | Puducherry | S2-PY01 |

| State | City | Code |
|----------------|------------------------------|----------|
| Tamilnadu | Chennai | S2-TN01 |
| | Coimbatore | S2-TN02 |
| | Dindigul | S2-TN03 |
| | Kanyakumari | S2-TN04 |
| | Krishnagiri | S2-TN05 |
| | Madurai | S2-TN06 |
| | Nagarcoil | S2-TN07 |
| | Namakkal | S2-TN08 |
| | Parambalur | S2-TN09 |
| | Salem | S2-TN10 |
| | Tiruchirappalli | S2-TN11 |
| | Tirunelveli | S2-TN12 |
| Gujarat | Ahmedabad | W1-GJ01 |
| | Anand | W1-GJ02 |
| | Bardoli | W1-GJ03 |
| | Gandhinagar | W1-GJ04 |
| | Himmatnagar | W1-GJ05 |
| | Jamnagar | W1-GJ06 |
| | Mehsana | W1-GJ07 |
| | Rajkot | W1-GJ08 |
| | Surat | W1-GJ09 |
| | Varodara | W1-GJ010 |
| Maharashtra | Amravati | W1-MH01 |
| | Aurangabad | W1-MH02 |
| | Dhule | W1-MH03 |
| | Jalgaon | W1-MH04 |
| | Kolhapur | W1-MH05 |
| | Mumbai/Thane/ Navi Mumbai | W1-MH06 |
| | Nagpur | W1-MH07 |
| | Nanded | W1-MH08 |
| | Nasik | W1-MH09 |
| | Pune | W1-MH10 |
| | Sangli | W1-MH11 |
| | Satara | W1-MH12 |
| Chhattisgarh | Bhilai/Durg | W2-CG01 |
| | Bilaspur | W2-CG02 |
| | Raipur | W2-CG03 |
| Madhya Pradesh | Bhopal | W2-MP01 |
| | Gwalior | W2-MP02 |
| | Indore | W2-MP03 |
| | Jabalpur | W2-MP04 |
| | Sagar | W2-MP05 |
| | Satna | W2-MP06 |
| | Ujjain | W2-MP07 |
| Goa | Madgaon | W2-GA01 |
| | Verna | W2-GA02 |

8.5 GENERAL INSTRUCTIONS REGARDING APPEARING IN THE EXAMINATION




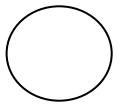
1. Downloadable Admit Cards of all candidates eligible to appear in the examination will be hoisted on website www.aiimsexams.org as per the schedule mentioned under **IMPORTANT DATES AT A GLANCE**. Candidates are advised to download their Admit Card from above website. It may please be noted that the Admit Cards will not be sent By Post.
2. The Reporting Time for 1st shift is 7:00 AM and for 2nd shift is 01:00 PM.
3. No candidate will be allowed entry in the examination centre after 8:45 AM in 1st shift and 2:45 PM in 2nd shift.
4. CANDIDATES ARE ADVISED TO REACH THE EXAMINATION CENTRE IN TIME AND NOT WAIT TILL THE LAST MINUTE. THERE ARE SEVERAL MANDATORY PRE-EXAMINATION ACTIVITIES SUCH AS BIOMETRIC CAPTURE, PHOTO CAPTURE ETC. THAT REQUIRE TIME. TO AVOID DELAY IN STARTING THEIR EXAMINATION, CANDIDATES ARE REQUIRED IN THEIR OWN INTEREST TO ENSURE THAT THEY ENTER THE EXAMINATION CENTRE AT LEAST 30 MINUTES BEFORE THE SCHEDULED START OF THE EXAMINATION.
5. No candidate will be allowed to leave the examination hall before the end of 3½ hours.
6. No candidate will be allowed to enter the Examination Hall without a valid Admit Card (Original print out), ID proof and one photograph. The ID proof should be the same as the one mentioned in the Application.
7. Candidates should NOT bring pen/pencil to the Examination Hall. Pen will be provided by AIIMS at the examination centre for completing examination formalities and rough work (if any) on the back side of Admit Card.
8. Candidates should not bring any kind of wrist watches, cell phone, pager, calculator or any kind of electronic gadgets, bluetooth devices etc. to the examination hall; these are strictly prohibited. ANY ELECTRONIC ITEM FOUND WITH THE CANDIDATE DURING EXAMINATION, EVEN IF SWITCHED OFF, WILL BE CONSIDERED AS AN ATTEMPT TO USE UNFAIR MEANS AND APPROPRIATE ACTION WILL BE TAKEN.
9. In addition to above, Ornaments, head gear, hair bands, hair clips, belt, bags, credit cards, debit cards, books are strictly prohibited at Examination Centre. Hence, candidates are advised not to come with above mentioned items. AIIMS will not be held responsible for safe keeping of these articles as arrangements for safe keeping of these items may not be available at the centre.
10. No candidate should carry any text material, printed or written, bits of papers or any other material except the Admit Card inside the examination hall.
11. If a candidate is found to be copying/conversing with other candidates he/she will be disqualified from taking that examination and the next one or two such examinations according to the nature of offence.
12. Candidates must not obtain or give or attempt to obtain or give irregular assistance of any kind during the examination. This will entail expulsion and cancellation of candidature for the examination.
13. Any attempt to note down questions during the examination will be viewed very seriously, and invite criminal proceedings.
14. Candidates must leave examination hall only after handing over copy of Admit Card to the Invigilator.
15. Change, if any, in the address should be promptly reported to the Asstt. Controller (Examination), AIIMS, New Delhi. The candidates must also ensure that any communication sent at the earlier address is re-directed to him/her.
16. Any dispute with regard to any matter referred to herein will be subject to the jurisdiction of Delhi Courts alone.

IMPORTANT

- Download the Admit Card from www.aiimsexams.org.
- Familiarize yourself with directions to reach the centre in advance.
- Reach the Examination Centre well in time.
- Enter the Examination Centre early and DO NOT wait till the last minute.
- You are allowed to carry only the Admit Card, One Photograph and Identity Proof (Aadhar Card/Voter ID/Passport/12th Class Board Admit Card with photograph) only.
- Do not copy anything including questions, in the Admit Card during examination.

8.6 SCHEME OF MARKING

- Each correct response will get a score of 1 mark.
- Each incorrect response will get a score of - (minus-one-third).
- No credit will be given for the questions not answered or marked for review (Please see Annexure-5 on Online Examination)

| | | | |
|---|---|---|---|
|  |  |  |  |
| CORRECT | WRONG | FOR REVIEW | NOT ANSWERED |
| +1 | - | 0 | 0 |

- The score such obtained will be the Raw Score that will be used to determine Percentage score and percentile [for the purpose of Eligibility using Cut-Offs] and Normalization [for the purpose of determining Merit / Ranking].

IMPORTANT

***If any discrepancy in any question is found in the Entrance Examination, the candidate is advised to write to Sub-Dean (Exam.), AIIMS, New Delhi – 110 608 within 24 hours.
(E-mail: subdeanexamsaiims@hotmail.com)***

8.7 MINIMUM CUT-OFF SCORES

In accordance with decision of the Governing Body, AIIMS, New Delhi dated 26.11.2009 and the past practice adopted by AIIMS, New Delhi, the minimum cut-off necessary in the Entrance Examination to determine eligibility for admission is:

| | | |
|------------------------|---|-------------------------------------|
| General Category | : | 50% |
| OBC (Non Creamy Layer) | : | 45% |
| SC / ST | : | 40% |
| OPH | : | Cut-offs of the respective category |

Since the examination will be held in two shifts and a Normalization Procedure will be used (see 8.8); the Percentile score corresponding to the above cut-offs will be used to determine eligibility. In the event of the percentiles for the two shifts being dissimilar / unequal, the lower of the two will be the eligibility cut-off for that category for all candidates (i.e. both shifts).

For example if the 50% marks correspond to a Percentile score of 90 in Shift 1 and to a Percentile score of 88 in shift 2 then all those equal to or above 88 Percentile (Percentile score of 100 to 88) in both shifts will become eligible in General Category. Similar method will be adopted for the other categories to determine eligibility cut-offs.

8.8 NORMALIZATION PROCEDURE

This year, since there would be two shifts, a Normalization Procedure is being adopted as decided by experts based on analysis of past MBBS Entrance Examinations conducted by AIIMS, New Delhi. This will be utilized to decide on the inter-se merit / ranking [used during Counseling for allotment of seats] between those who appeared for the examination.

The normalization procedure that will be adopted is based on PERCENTILES.

Percentile Scores

Percentile scores are scores based on the relative performance of all those who appear for the examination. Basically the marks obtained are transformed into a scale ranging from 100 to 0 for each group (shift) of examinees.

The Percentile Score indicates the percentage of candidates that have scored EQUAL TO OR BELOW (same or lower raw scores) that particular Percentile in that examination. Therefore the topper (highest score) of each group (shift) will get the same Percentile of 100 which is desirable. The marks obtained in between the highest and lowest scores are also converted to appropriate Percentiles.

The Percentile score is the Normalized Score for this examination.

The Percentile Scores will be calculated to 7 decimal places to avoid bunching effect and therefore reduce ties.

In this method of scoring the HIGHEST SCORE in each paper (irrespective of the raw scores / percentage obtained) will be the 100 Percentile indicating that 100% of candidates have scores *equal to or lesser than* the the highest scorer/ topper for that shift. For example, in Shift 1 if the highest score is 80% and in Shift 2 the highest score is 82%, both scores would be normalized to 100 Percentile for their respective group / shift.

The lowest score would have a percentile depending on the total number of candidates who have taken the examination. Supposing 100000 students have taken the examination in a Shift and the highest score (A) for that group / shift is 160 / 200 (80%) and the lowest score (B) – 3/ 200 (-1.5%). If there is no other candidate who has scores equal to either A or B, then the Percentile Score of A, the top scorer, shall be 100 [because all or 100% of candidates have scored EQUAL TO OR LESS THAN A]. The Percentile Score of B, the lowest scorer, shall be 0.001 since the percentage of candidates with scores EQUAL TO OR BELOW would be 0.001 [(1/100000)*100]. If another candidate (C) had a raw score similar to that of A, then both A and C would have a Percentile Score of 100. Similarly if another candidate (D) had a raw score equal to that of B then both B and D would have a Percentile score of 0.002 [(2/100000)*100]. Ties would therefore have similar Percentiles.

The following is a further explanation of the interpretation of the scores in an examination with 100 candidates.

- If candidate **A**s Percentile score is 100, it indicates that amongst those who have taken the examination, 100% have scored either EQUAL TO OR LESS THAN the candidate A. It also indicates that no candidate has scored more than candidate A.
- If candidate **B**s Percentile score is 90, it indicates that 90% of the candidates who have taken the examination have scored either EQUAL TO OR LESS than candidate B. It also indicates that remaining candidates have scored more than candidate B.
- If candidate **C**s Percentile score is 50, it indicates that 50% of the other candidates who have taken the examination have scored either EQUAL TO OR LESS than candidate C. It also indicates that remaining half of those who took the examination have scored more than candidate C.
- If candidate **D**s Percentile score is 30, it indicates that 30% of the candidates who have taken the examination have scored either EQUAL TO OR LESS than candidate D. It also indicates that remaining have scored more than candidate D.
- If candidate **E**s Percentile score is 1, it indicates that none of the candidates who have taken the examination have scored either EQUAL TO OR LESS than candidate E. It also indicates that all remaining candidates who took the examination have scored more than this candidate .

8.9 METHOD OF RESOLVING TIES

The overall merit / ranking shall be based on the Percentile scores of the Total Raw Scores.

The method adopted for breaking ties (similar Percentiles) shall be:

1. Biology: Higher Percentile scores in Biology will result in higher ranking
2. Chemistry: If Biology Percentiles do not break the tie, higher Percentile scores in Chemistry will result in higher ranking
3. Physics: If Biology and Chemistry Percentiles do not break the tie, higher Percentile scores in Physics will result in higher ranking
4. Age: If Biology, Chemistry, Physics Percentiles do not break the tie, the candidate elder by age will be ranked higher

8.10 BRIEF DESCRIPTION OF THE STEP-BY-STEP PROCEDURE FOR NORMALIZATION AND OF MERIT / RANKING IN THE AIIMS MBBS ENTRANCE EXAMINATION 2016

1. Distribution of Examinees in two shifts

Applicants would be allotted into two groups randomly such that these groups are approximately equal in number. These two groups would be the First and Second shifts . This will ensure that there is no bias in the distribution of candidates who take the examination.

Further, with a large population of examinees spread over the entire country such possibility of a bias becomes remote.

2. Preparation of Results for each Shift

The examination results for each shift would be prepared in the form of

Raw Scores

Percentages

Percentiles (up to 7 decimal places) separately for each of the four subjects (Biology, Physics, Chemistry and General Knowledge) and the Total. *The Percentile of the Total shall not be an aggregate or average of the Percentile of individual subjects.*

The following 5 Percentiles would be calculated for each student

Let T, S1, S2, S3, S4 denote the raw marks obtained in Total, Biology, Chemistry, Physics and General Knowledge:

Total Percentile (TP):

$$100 \times \frac{\text{No. of candidates of the group with TOTAL MARKS } T}{\text{No. of candidates in the group / shift}}$$

Biology Percentile (S1P):

$$100 \times \frac{\text{No. of candidates of the group with BIOLOGY " "}}{\text{No. of candidates in the group / shift}}$$

Chemistry Percentile (S2P):

$$100 \times \frac{\text{No. of candidates of the group with CHEMISTRY " "}}{\text{No. of candidates in the group / shift}}$$

Physics Percentile (S3P):

$$100 \times \frac{\text{No. of candidates of the group with PHYSICS " "}}{\text{No. of candidates in the group / shift}}$$

General Knowledge
Percentile (S4P):

$$100 \times \frac{\text{No. of candidates of the group with GENERAL KNOWLEDGE " "}}{\text{No. of candidates in the group / shift}}$$

3. Preparation of Overall Rank / Merit List

The Percentile scores for the Total Marks for both shifts as mentioned above would be merged and arranged so as to derive an overall Merit List / Ranking.

Please Note that the percentile score is not the same as percentage of marks obtained.

4. Resolving Ties

In case of a tie (identical Total Percentile) the order of deciding higher rank / merit would be: Percentile in Biology, Percentile in Chemistry, Percentile in Physics, Percentile in General Knowledge, elder by age.

Example of a hypothetical scenario in the preparation of Overall Ranking / Merit

1. Assuming there are 100000 candidates in each shift the Hypothetical Ranking would be :

| PERCENTILE : SHIFT 1 | | | | | |
|----------------------|------------|------------|------------|------------|-------------------|
| ROLL NO | TOTAL | Biology | Chemistry | Physics | General Knowledge |
| A1015 | 100.000000 | 99.9872345 | 100.000000 | 100.000000 | 100.000000 |
| A1020 | 99.9872385 | 100.000000 | 99.9872345 | 99.8957721 | 99.9872365 |
| A1050 | 99.9872345 | 100.000000 | 99.9872345 | 99.8956720 | 99.9872345 |
| ↓ | ↓ | ↓ | ↓ | ↓ | ↓ |
| ↓ | ↓ | ↓ | ↓ | ↓ | ↓ |
| A1001 | 0.001000 | 0.001000 | 0.001000 | 0.001000 | 0.001000 |

The Percentiles in Shift 1 is calculated separately for the Total marks and the four subjects. The Percentile for the Total is NOT the aggregate nor the average of the Percentiles of each subject

2. A similar Table has been prepared for Shift 2.

| PERCENTILES : SHIFT 2 | | | | | |
|-----------------------|-------------|-------------|-------------|------------|-------------------|
| ROLL NO | TOTAL | Biology | Chemistry | Physics | General Knowledge |
| B2050 | 100.0000000 | 99.9872340 | 100.0000000 | 99.9872345 | 100.0000000 |
| B2035 | 100.0000000 | 100.0000000 | 99.9872345 | 99.8956721 | 99.9872345 |
| B2020 | 99.9872355 | 100.0000000 | 99.9872345 | 99.8956721 | 99.9872345 |
| ↓ ↓ ↓ ↓ ↓ ↓ | | | | | |
| B2041 | 0.0010000 | 0.0010000 | 0.0010000 | 0.0010001 | 0.0010000 |

3. The next step would be to merge the results of both shifts using the Percentiles of Total for ranking.

| ROLL NO | TOTAL |
|---------|-------------|
| A1015 | 100.0000000 |
| B2050 | 100.0000000 |
| B2035 | 100.0000000 |
| B2020 | 99.9872355 |
| A1020 | 99.9872345 |
| A1050 | 99.9872345 |
| A1001 | 0.0010000 |
| B2041 | 0.0010000 |

4. Please note that there are some candidates with same Percentile Scores (Ties). In the next step the ties would be resolved with the sequential application of Percentile Scores of Biology, Chemistry, Physics and the Date of Birth (age) as mentioned earlier.

The Final Ranking /Merit would be prepared after using resolving ties:.

| ROLL NO | TOTAL PERCENTILE | Biology Percentile | Chemistry Percentile | Physics Percentile | Age | REMARKS |
|---------|------------------|--------------------|----------------------|--------------------|-----|--|
| A1015 | 100.0000000 | 99.9872345 | | | | BIOLOGY Percentile of B2035 > B2050 > A1015 |
| B2050 | 100.0000000 | 99.9872340 | | | | |
| B2035 | 100.0000000 | 100.0000000 | | | | |
| B2020 | 99.9872355 | | | | | |
| A1020 | 99.9872345 | 100.0000000 | 99.9872345 | 99.8957721 | | BIOLOGY & CHEMISTRY Percentile Equal PHYSICS Percentile of A1020 > A1050 |
| A1050 | 99.9872345 | 100.0000000 | 99.9872345 | 99.8956720 | | |
| ↓ | ↓ | ↓ | ↓ | ↓ | | ↓ |
| ↓ | ↓ | ↓ | ↓ | ↓ | | ↓ |
| A1001 | 0.0010000 | 0.0010000 | 0.0010000 | 0.0010000 | | PHYSICS Percentile of B2041 > A1001 |
| B2041 | 0.0010000 | 0.0010000 | 0.0010000 | 0.0010001 | | |

4. The Final Ranking / Merit:

| RANK | ROLL NO |
|--------|---------|
| 01 | B2035 |
| 02 | B2050 |
| 03 | A1015 |
| 04 | B2020 |
| 05 | A1020 |
| 06 | A1050 |
| ↓ | ↓ |
| ↓ | ↓ |
| 199999 | B2041 |
| 200000 | A1001 |

5. It may be noted that for the purpose of Counseling and subsequent admission to any of the AIIMS, the candidate is required to obtain the minimum qualifying criteria as described under 8.7 on page 13.

SUMMARY OF EXAMINATION PATTERN

(Please see the text for details and explanations)

| | | |
|----|-----------------------------------|---|
| 01 | Mode of Examination | Computer Based Test (CBT) [Online] |
| 02 | Duration of Examination | 3½ hours (Three hours and thirty minutes) |
| 03 | Date of Examination | Sunday, 29 th May, 2016 |
| 04 | Number of Shifts | 02 (Two) |
| 05 | Timing of Examination | First Shift : 09.00 AM to 12.30 PM Second Shift : 03.00 PM to 06.30 PM |
| 06 | Allocation of shift | Random |
| 07 | Location of Examination Centres | Tentatively 171 cities in India |
| 08 | Language of Paper | English / Hindi |
| 09 | Type of Examination | Objective Type |
| 10 | Number of Questions | One Paper of 200 (Two hundred) |
| 11 | Type of Objective Questions | Multiple Choice Questions (MCQs) Reason Assertion |
| 12 | Distribution of Questions | Physics : 60 Chemistry: 60 Biology (Botany & Zoology) : 60 General Knowledge : 20 |
| 13 | Distribution of Type of Questions | MCQs 140 Reason Assertion: 60* <i>[*All subjects except General Knowledge/Aptitude]</i> |
| 14 | Marking Scheme | Correct Answer : One mark (+)1 Incorrect Answer: Minus one-third – 1/3 Unanswered / Marked for Review : 0 |
| 15 | Method of Cut-Off | Percentile corresponding to following Percentages : General 50%, OBC (Non-Creamy Layer) 45%, SC /ST 40%. In case percentile of both shifts are unequal the lower percentile of both shifts shall be the cut off. (Details on page 11) |
| 16 | Method of determining merit | Overall merit by merging of Percentiles of Total scores of both shifts [First & Second shifts] |
| 17 | Method of resolving ties | <i>In the following order:</i> Percentile in Biology Percentile Chemistry Percentile in Physics Seniority by age |

9.1 MERIT LIST

Based on the result of the Competitive Entrance Examination, merit lists will be prepared as below based on Percentile Scores:

- (a) Common Merit list: Subject to the Govt. of India, DOPT. O.M.No. 36011/1/98. Estt. (Res), Dated 1st July 1998, it is clarified that only such SC/ST/OBC candidates who are selected on the same standard as applied to general candidates shall not be adjusted against reserved vacancies. In other words, when a relaxed standard is applied in selecting an SC/ST/OBC candidates, for example in the age-limit, experience, qualification, permitted number of chances in written examination, extended zone of consideration larger than what is provided for General category candidates etc. the SC/ST/OBC candidates are to be counted against reserved vacancies. Such candidates would be deemed as unavailable for consideration against the unreserved vacancies. Therefore a reserved candidate will be considered on General Seat only if no relaxation of the eligibility level (i.e. % of marks) and at cut-off level in MBBS Entrance Examination is given.
- (b) Scheduled Caste candidates list
- (c) Scheduled Tribe candidates list
- (d) Other Backward Classes candidates list

The Counseling for allocation of all seven AIIMS for admission to MBBS course will be held at AIIMS, New Delhi. Details of the schedule will be intimated in the counseling letters which will be uploaded on website www.aiimsexams.org

In each category i.e. UR, OBC, SC & ST, the total no. of candidate to be called for counseling will be 4 times the no. of seats available in each category.

All reserved category candidates who qualify in the open (general) merit list (4 times of the open category seats i.e. up to rank number 1348) shall necessarily attend the counseling for open category seats. If he/she is not present or if present, fails to or refuses to take a seat in open category, he/she shall not be allowed for attending the counseling for reserved seats.

Those candidates from reserved category, who qualify & are allotted seats in open merit and wish to change his/her choice of institute under respective reserved category, will be required to participate in counseling for seats in these categories.

9.2 COUNSELLING OVERVIEW

Those called for counseling have to report at venue site at the time on the date as stated in the Call Letter along with the following documents/certificates in original :

- I. Admit Card
- II. Call Letter issued by AIIMS, New Delhi.
- III. Proof of Date of Birth – Matriculation/High School Certificate, Birth Certificate issued by local Municipal Corporation office indicating name and date of birth of the candidate.
- IV. Certificate/Mark sheet from the Board from which the candidate passed the 10+2 or equivalent examination and secured 60% marks (for UR and OBC candidates) or above in aggregate in the subjects of English, Physics, Chemistry (Organic & Inorganic) and Biology (Botany & Zoology). In case of Scheduled Caste/Scheduled Tribe candidates, candidates should have secured 50% marks or above in aggregate in the subjects of English, Physics, Chemistry (Organic & Inorganic) and Biology (Botany & Zoology).
- V. Migration certificate from the University/Board last attended the candidate.
- VI. Certificate from the prescribed authority on the prescribed form as appended in the *Prospectus showing that candidates belong to SC/ST/OBC/OPH category (applicable only*

If you have claimed in application that belong to a SC/ST/OBC/OPH category) (****OBC certificate should be valid for central government jobs/Central Govt. Institutions only, otherwise claim for OBC reservation will not be considered.***)

VII. Current passport size photograph (front pose) 6 copies.

VIII One set of self attested copies of all the certificates.

It is mandatory for all candidates to be physically present i.e in person for counseling on the day as given above. No request for authorized representative on behalf of candidate will be entertained. If a candidate fails to come for counseling in person, she/he will be marked absent and her/his candidature will stand cancelled.

9.3 COUNSELING PROCESS

The following process will be adopted for counseling for all 7 AIIMS.

- a. In the counseling process, the seats to be filled by open (UR) competition would be filled up first, wherein the candidates would be called for counseling based on merit alone irrespective of whether they belong to UR, SC, ST or OBC.
- b. Next, reservation categories like SC/ST/OBC candidates will be counseled to fill up the seats earmarked for them in their respective categories. During this process, if a candidate belonging to SC/ST/OBC who had taken admission under open competition, opts for other institution of his/her choice for which he or she would be eligible as per the rules of reservation, the seat vacated by him or her in open (UR) competition shall be filled with a candidate from the same reservation category only, in order of merit.

Note:

All reserved category candidates who qualify in the open (general) merit list (i.e. 4 times of the open category seats) shall necessarily attend the counseling for open category seats and shall exercise his/her option and then if, he/she desires to opt for a different institution in his/her respective reserved category, he/she may attend the counseling meant for that reserved category.

Provided

- a. *If he/she is not present or if present, fails to or refuses to take a seat in open category, he/she shall not be allowed for attending the counseling for reserved seats.*
- b. *He/she cannot opt for institution under reservation, if he/she had already opted the same institution in open category.*

9.3.1 In the counseling process, the seats to be filled by open (UR) competition would be filled up first, wherein the candidates should be called for counseling strictly by merit alone till the last unreserved seat is filled, irrespective of whether they belong to UR, SC, ST or OBC.

9.3.2 The counseling for reserved category seat (which will also be strictly by merit) would commence only after filling up of all the unreserved seats (i.e. open category seats).

9.3.3 If a meritorious reserved candidate belonging to SC/ST/OBC category, who has taken an unreserved seat in any institution after attending the open merit counseling, subsequently exercises his/her option to join a different institute in the reserved category counseling, the seat so vacated by this candidate would be available to next meritorious candidate belonging to that particular reserved category only. In other words If SC/ST/OBC candidate gets a seat in any institution under the unreserved category and if he/she opts different institution under reserved category of his/her choice the resultant vacated unreserved seat shall be allotted to same category candidate in order of merit. i.e. The vacated seat of meritorious reserved category

would be immediately added to the seats available under that reserved category in the institute he/she had opted during counseling for UR seat.

Note : For example - if a SC meritorious candidate who has initially opted a X institution from open category, vacates a seat in open category because he wants to take Y institution from reserved category during his counseling in reserved category, the same seat (i.e. UR seat of X institute) which is vacated by him/her shall be made available to the next SC candidate in order of merit.

9.3.4. For allocation of seats, candidates are required to be present in person. Candidates will exercise their choice of the Institute when called during the counseling as per their rank in respective category. Choice thus made will be final.

9.3.5. The following are the allocated seats in various AIIMS for Indian Nationals

| Name of Institution | Total seats | UR | OBC | SC | ST |
|---------------------|-------------|------------|------------|------------|-----------|
| AIIMS, New Delhi | 72 | 37 | 19 | 11 | 5 |
| AIIMS, Bhopal | 100 | 50 | 27 | 15 | 8 |
| AIIMS, Bhubaneswar | 100 | 50 | 27 | 15 | 8 |
| AIIMS, Jodhpur | 100 | 50 | 27 | 15 | 8 |
| AIIMS, Patna | 100 | 50 | 27 | 15 | 8 |
| AIIMS, Raipur | 100 | 50 | 27 | 15 | 8 |
| AIIMS, Rishikesh | 100 | 50 | 27 | 15 | 8 |
| TOTAL | 672 | 337 | 181 | 101 | 53 |

*3% OPH reservation as per rules will be provided in each institute.

9.3.6. Those candidates who opt for AIIMS, New Delhi and are allotted seat in AIIMS, New Delhi, will be required to report at 9:00 AM on 10th & 11th July, 2016 for medical Academic and admission formalities. These students are required to report for orientation program which will commence on 16th July 2016 and joining on this date is mandatory for all. They will also have to attend orientation programme from 3rd to 11th August, 2016.

9.3.7. Those selected for AIIMS Bhopal, Bhubaneswar, Jodhpur, Patna, Raipur, and Rishikesh would be guided by the help desk counter of respective AIIMS at the venue of counseling (i.e. Jawaharlal Auditorium, AIIMS, New Delhi). The help desk will provide the details of the admission process in their respective AIIMS.

9.3.8. In case during the open selection, if any ST seat remains vacant (after calling all eligible candidates of ST category) then these vacant seats will be transferred to SC category and vice versa. Any SC/ST seats which remains vacant (after calling all eligible candidates of SC/ST category) shall be made available to the general category. Similarly, in case the OBC seats remains vacant after calling all eligible OBC candidates, then these vacant seats shall be made available to the general category candidates.

- 9.3.9. Inter se merit of two or more candidates in the same category obtaining equal total Percentile Scores in the competitive Entrance Examination will be determined in order of:
- (a) Candidates obtaining higher in Biology in the Entrance Examination.
 - (b) Candidates obtaining higher in Chemistry in the Entrance Examination.
 - (c) Candidates obtaining higher in Physics in the Entrance Examination.
 - (d) Candidates older in age to be preferred.

For detailed explanation refer to section 8.

10.0

DECLARATION OF RESULTS

- 10.1 The list of candidates who qualify for counseling to the M.B.B.S. course would be declared tentatively by 14th June, 2016. Roll numbers of candidates who qualify for admission will be available on AIIMS website www.aiimsexams.org.
- 10.2 The Institute will not intimate unsuccessful candidates individually regarding the result of Entrance Test. No correspondence in this regard will be entertained. However, the marks/ Percentile Scores of individual candidate will be made available on AIIMS Website www.aiimsexams.org.
- 10.3 Requests for re-evaluation/re-checking will not be entertained under any circumstances.
- 10.4 Selected candidates are required to report to the respective AIIMS to undergo medical Examination by a Medical Board consisting of Faculty Members set up by the respective Institute. *If, in the assessment of the Medical Board, a candidate is found medically unfit to the course, then he/she will be not admitted and the decision of the Medical Board shall be final.*

20

11.0

ANTIRAGGING MEASURES

11.1 SUPREME COURT RULES REGARDING ANTI RAGGING

As per direction of the Hon'ble Supreme Court of India, the Government has banned ragging completely in any form inside and outside the campus and all the AIIMS authorities are determined not to allow any form of ragging. Whosoever directly or indirectly commits, participates in, abets or instigates ragging within or outside any of the AIIMS shall have an FIR lodged against him/her and he/she will be suspended or rusticated from the institution and shall also be liable to be fined which may extend to Rs. 10,000/-. In case the applicant for admission is found to have indulged in ragging in the past or if it is noticed later that he/she has indulged in ragging, admission can be refused or he/she shall be expelled from the educational institution. The punishment may also include, suspension from attending the classes, withholding/ withdrawing fellowship/ scholarship and other financial benefits or withholding the result.

11.2 ANTI RAGGING REGISTRATION

Selected candidates shall register himself/herself in the website www.antiragging.in / www.amanmovement.org and take a print out and submit the self-attested printout to Academic Section with 7 days.

12.1 GENERAL

Admitted candidates must join classes on 1st August, 2016 (**16th July, 2016 for AIIMS, New Delhi**). The admission of the candidates, who fail to join the Course by the date stipulated in the letter of intimation, shall automatically be cancelled and such seats shall then be offered to the candidates on the waiting list in order of merit in the same category.

Normally no candidate, Indian or Foreign, will be admitted to the MBBS course beyond 30th September of the year of the admission. No candidate except foreign nationals will be admitted under any circumstances beyond 30th September of the year of admission. The candidates who are admitted after 30th September will be eligible for appearing in the First Professional Examination only with the next batch of students.

Candidates selected for admission to the MBBS course at the AIIMS after verification of their eligibility and offered admission should bring the following original certificates/testimonials/documents at the time of admission:

- I. Certificate of having passed the 10+2 or equivalent Examinations, showing the subject offered by him/her in the Examination
- II. Certificate from the Board from which he/she passed the High School/Higher Secondary Examination, showing his/her date of birth.
- III. Certificate/Mark sheet from the Board from which he/she passed the 10+2 or equivalent Examination showing that he/she has secured 60% or more marks (50% in case of SC/ST/Orthopaedic Physically handicapped candidates) in aggregate in English, Physics, Chemistry and Biology.
- IV. Migration Certificate from the University/Board last attended by him/her.
- V. *Applicable only to candidate belonging to Scheduled Caste/Tribe/OBC/OPH Category:*
 - a. *SC/ST Certificate issued by the competent authority. Community should be clearly mentioned in the certificate.*
 - b. *OBC Certificate issued by the competent authority. The sub-caste should tally with the central list of OBC. OBC candidates should not belong to Creamy layer. OBC certificate must be in the prescribed format.*
 - c. *Certificate from prescribed authority showing that he/she belongs to Orthopaedic Physically Handicapped Category.*

12.2 FEES & OTHER PAYMENTS

A. Indian Nationals:

The dues are to be paid in cash immediately, after you have been declared medically fit in the Medical Board of the Institute as per details given below:

| Sl No. | Academic & Other Fees | Amount in ` | Hostel & Other Fees | Amount in ` |
|--------|-----------------------|-------------|------------------------------|-------------|
| 1 | Registration Fee | 25.00 | Hostel Rent* | 990.00 |
| 2 | Caution Money | 100.00 | Gymkhana Fee | 220.00 |
| 3 | Tuition Fee | 1350.00 | Pot Fund | 1320.00 |
| 4 | Laboratory Fee | 90.00 | Electricity Charges | 198.00 |
| 5 | Student Union Fee | 63.00 | Mess Security (Refundable) | 500.00 |
| 6 | | | Hostel Security (Refundable) | 1000.00 |
| | Total | 1628.00 | Total | 4228.00 |

ABOVE FEES ARE SUBJECT TO REVISION

*** Hostel accommodation will be provided subject to availability**

The above payment is to be made in Cash. Please Note that Cheques, Drafts, Money Orders etc. will not be accepted in any case, Extension of date for payment of dues will not be permitted in any case.

B. Foreign Nationals:

Tuition fees of US \$ 75,000/-(divided in 3 equal installments for pre-clinical phase, para clinical phase and clinical phase of MBBS course) will be charged from the foreign national students admitted to MBBS course at AIIMS.

12.3 SEMESTERS

First Semester: 1st August to 13th December (16th July to 13th December for AIIMS New Delhi)

Second Semester: 1st January to 15th July

M.B.B.S. students in the pre-clinical course shall avail of full winter vacation from 14th December to 31st December and summer vacation from 16th July to 15th August. In para-clinical and clinical courses, students shall avail of only one half of the vacation. i.e. halves of winter vacation from 14th December to 31st December and summer vacation from 16th May to 15th July.

12.4 ATTENDANCE

Attendance to MBBS course is compulsory.

Every MBBS student must obtain 75% attendance in aggregate with a minimum of 65% in each of the subjects before they are permitted in the 1st, 2nd and Final Professional Examinations.

Those students who obtain 70% attendance will be permitted in the professional Examinations with the permission of Dean/Director. Such cases will be considered on the merit of each case.

Students who obtain the permission to participate in the various Inter-Medical College/Inter Institutional festivals outside the AIIMS and those who participate /organize the PULSE programme at AIIMS will be considered for some relaxation in the attendance. (Authority Academic Committee meeting held on 17/6/2005 and approved by Governing Body on 5/7/2005)

Any student with attendance less than 70% in aggregate and 65% in each of the subject will NOT BE PERMITTED IN THE 1st, 2nd & final Professional Examination.

12.5 EXAMINATIONS IN FIRST MBBS

The Schedule of semester Examinations in the First Professional MBBS is as under:

| Semester Examinations | Dates |
|--------------------------------------|--|
| First Mid Semester | October Examination generally commences by the 10 th day of the month and takes about 8-10 days time |
| First End Semester | December Examination generally starts in the first week of December to be finished by 13 th December and it usually takes about 8-10 days time |
| Second End Semester | March Examination generally commences by 10 th day of the month and takes about 8-10 days time |
| First MBBS Professional Examination | July Examination is generally held in the first and second weeks of July |
| First MBBS Supplementary Examination | November Examination is generally held in the second weeks of November |

12.6 ATTEMPTS

If a student does not qualify/pass MBBS 1st Professional Examination in 3 attempts (regular & supplementary) and 2nd Professional Examination/3rd Professional Examination in 4 attempts i.e. 2 regular plus 2 supplementary Examinations (for all subjects) for each phase, then the name of such students will be struck off from the rolls of the Institute. However, in case such rules are modified at any time the appropriate rules shall apply.

12.7 WEIGHTAGE FOR INTERNAL MARKS

First MBBS students who do not clear the First MBBS Professional Examination will be allowed to take the supplementary Examination only if they have 40% marks in their internal assessment in each subject independently in theory and practical components. Once they are found eligible for the supplementary exam, 25% of weightage will be carried forward from internal assessment and 75% will be allotted to the Supplementary Examination.

In case internal assessment is less than 40% the student will not be allowed to sit in the Supplementary Examination and will be made to repeat the 1st year but this non-appearance will not be counted as an attempt. The same weightage of marks will be applicable when they appear for the exam in the next year.

12.8 COMPULSORY ROTATORY INTERNSHIP TRAINING

After passing the Final M.B.B.S. Examination, all the candidates will be required to do compulsory internship for a period of one calendar year (12 months) in the hospital and rural health centers recognized by the AIIMS. During the internship period, the interns are allowed a total of 15 days leave in full term of one year.

The degree of M.B.B.S. shall be awarded after satisfactory completion of one year's internship.



| Code | States & Union Territory |
|------|--------------------------|
| 01 | Andhra Pradesh |
| 02 | Arunachal Pradesh |
| 03 | Assam |
| 04 | Bihar |
| 05 | Chhattisgarh |
| 06 | Delhi |
| 07 | Gujarat |
| 08 | Goa |
| 09 | Haryana |
| 10 | Himachal Pradesh |
| 11 | Jammu & Kashmir |
| 12 | Jharkhand |
| 13 | Karnataka |
| 14 | Kerala |
| 15 | Madhya Pradesh |
| 16 | Maharashtra |
| 17 | Manipur |
| 18 | Meghalaya |

| States & Union Territory | Code |
|--------------------------|------|
| Mizoram | 19 |
| Nagaland | 20 |
| Orissa | 21 |
| Punjab | 22 |
| Rajasthan | 23 |
| Sikkim | 24 |
| Tamil Nadu | 25 |
| Telangana | 26 |
| Tripura | 27 |
| Uttar Pradesh | 28 |
| Uttarakhand | 29 |
| West Bengal | 30 |
| Andaman & Nicobar | 31 |
| Chandigarh | 32 |
| Dadra & Nagar Haveli | 33 |
| Daman and Diu | 34 |
| Lakshadweep | 35 |
| Puducherry | 36 |

User Manual


[Important Instructions for Applicants/Candidates filling AIIMS - MBBS Online Registration Form]

- Open the website of All India Institute of Medical Sciences. The URL of the website is <https://www.aiimsexams.org>.
- The home page as shown below appears on the screen.

- By clicking Academic Courses tab, a Candidate can navigate to the desired course i.e. MBBS to register him/her self to appear in MBBS Entrance Examination.

← → ↻ <https://www.aiimsexams.org/info/Course.html>

Apps Getting Started Imported From Firef... Upgrading Access F... cdn.tgtmedia.com/... Access 97 connectio... Microsoft Jet OLE D... How to connect to ... Visual Basic Progra...

 **All India Institute Of Medical Sciences, New Delhi** Admin Login | AIIMS Websi

Examination Section (www.aiimsexams.org)
New Delhi - 110608

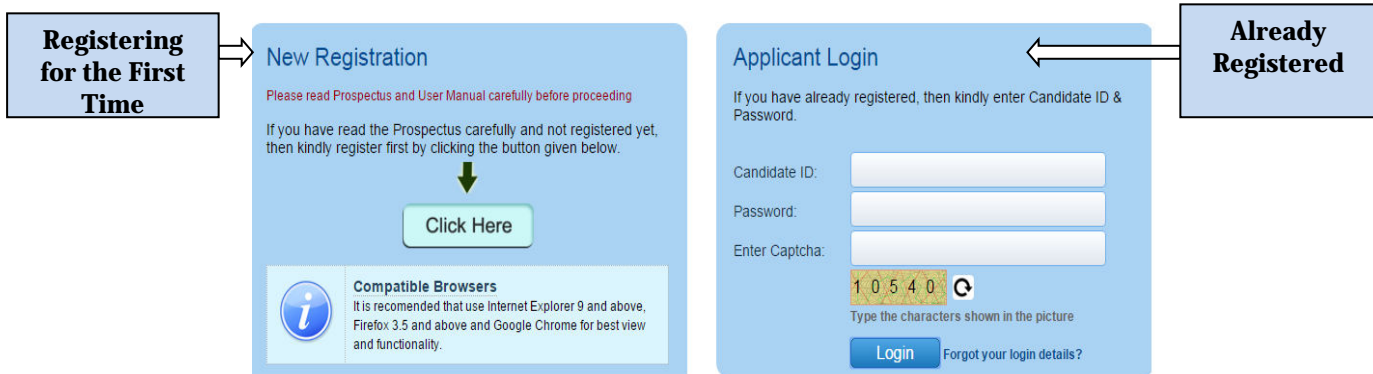
Home About Us Keydates Archive Contact Us

| Branch | Undergraduate | Postgraduate | Super-specialization | Doctoral |
|---------------|--|--|-----------------------------------|----------|
| Medicine | MBBS | MD/MS/MCh(6yrs)/DM(6yrs) MD (Hospital Administration) | DM MCh Fellowship Programme | PhD |
| Dentistry | | MDS AIPGDE | | |
| Nursing | B.Sc. (Hons) B.Sc. (Post Basic) | MSc (Nursing) | | |
| Biotechnology | | M Biotech | | |
| Paramedical | B.Sc. (Hons) in Medical Technology in Radiography Bachelor of Optometry | MSc | | |

Select the course to go to the respective page for details

Online Registration for MBBS Entrance Examination is a Six (6) steps process, all Six(6) steps are mandatory and must be completed before registration closing date.

For New Registration, click on Click Here button on New Registration Page. For already registered candidate, enter Candidate Id, Password (already sent on registered email id) and Captcha and then click on Login button.



If you have already applied then enter your Application No and Password, which is already sent through SMS and Email at the time of registration and click Login button.

Applicant must ensure that their mobile number is not registered with DND (Do Not Disturb) service. Applicant must check his/her E- mail Inbox, Junk mail & Spam) after registration.

Instruction Page

On clicking the [Click here](#) button Next page shown will be the [Instruction Page](#) that contains the information regarding the various steps of registration form.

After reading all the instruction given on the page, click on [Proceed](#) button.



General Links.!

- Home
- Notification/Advertisement
- Corrigendum/Addendum
- Prospectus
- Introduction
- Schedule
- Seats and Cities
- Eligibility/Method of Selection
- Course Fees
- Upload Images
- Registration/Login
- FAQs
- User Manual

1 2 3 4 5 6
Registration Make Payment City Choice Qualification & Address Details Upload Images Print Registration Form

Instructions for Registration

- Online Registration is a 6 Step process. All Six (6) Steps of Online Registration Process should be completed before closing date as per the Advertisement. To avoid last day rush and disappointment, it is advisable to complete online registration well before closing date. Incomplete application form or with wrong or deliberately concealed information is liable to be straight away rejected without any intimation.
- Before proceeding to register for AIIMS MBBS January 2016 you must ensure that you have read and understood the eligibility criteria of MBBS as your form can be rejected at any stage due to ineligibility

Step 1. Registration: Applicant should fill correct basic details like Full Name, DOB, Category, Gender, Email, Contact No. etc. subsequently to get Login credentials.

- After completion of 1st Step of Registration, Applicant will get SMS and Email intimating about Login Credentials (if SMS or Email is not received, Call Helpline immediately).
- Login with the credentials provided and change password on first time login. Password length should be between 6-10 characters. Please remember your password and do not share it with others.
- After completion of 1st step of Registration process, My Page will be generated for each applicant bearing his/her entire information as filled by him/her. My Page will provide information regarding Due Steps; those should be completed before closing date, Admit Card & Result.

Step 2. Fee Payment: Payment of Registration Fee can be done online through Debit card/Credit card and Net Banking.

- After successful payment of registration fee, take printout of payment receipt bearing Unique Registration Number which can be used for future correspondence.

Step 3. City Choice: Select Examination City from available City list carefully. City availability list shows the real time status of seats in a city. City once selected cannot be changed later.

Step 4. Qualificatin & Address details: Fill correct Academic Details like Qualifying Examination Name, Status etc. and also fill Address details.

Step 5. Upload Images: Applicant is required to upload a recently taken digital/scanned Photograph, Signature and Thumb Impression in JPG/JPEG format. The digital size of the Photograph file must be between 10 KB-100 KB and digital size of Signature and Left Thumb Impression file must be between 10 KB-50 KB, failing which applicant will not be able to upload images and complete registration process. The photograph to be uploaded must be taken within 6 months from on-line registration opening date.

Step 6. Print Registration Form: Applicant must take print of registration form and must check all information filled in the registration form carefully before final submission of registration form. After submission of Registration form no request for correction/changes will be entertained. Taking print of Registration Slip is essential.

- Applicant need not to send hardcopy of registration Form or any other document to Exam Section, AIIMS. Always keep Registration Slip and payment receipt with you for future references.
- No written acknowledgement will be issued for the receipt of the application. However, the applicant can verify Registration completion status on www.aiimsexams.org after submission by login. If you see any discrepancy, call us on Helpline No. 8510010247, 9582949110

Steps of Registration Process

```
graph TD; A([AIIMS MBBS Login Page]) --> B{User}; B -- New User --> C[1. Register for Login Credentials i.e. Candidate ID and password]; B -- Existing User --> D[Login with Credentials provided on Email]; C --> E[2. Make Fee Payment]; E --> F[3. City Choice]; F --> G[4. Qualification & Address Details]; G --> H[5. Upload Images]; H --> I[6. Print Registration Form]; D -- 11 Recover Password --> D; D -- 12 --> E;
```

[Proceed](#)

Step 1: Registration Form

Candidate should fill in all the required information in the registration form like Candidate full name, Father Name, Mother name, DOB, Category, OPH Status and Nationality etc. and Read the Declaration of Eligibility carefully and give consent on it before submitting the form.

On clicking the **Proceed** button Next page shown will be the New Candidate **Registration Form**.

(All fields are mandatory except # marked fields).



All India Institute Of Medical Sciences

Helpline No.: 8510010247, 9582949110 Online Support

General Links..!

- Home
- Notification/Advertisement
- Corrigendum/Addendum
- Prospectus
- Introduction
- Schedule
- Seats and Cities
- Eligibility/Method of Selection
- Course Fees
- Upload Image Instructions
- Registration/Login
- FAQs
- User Manual

1 Registration 2 Make Payment 3 City Choice 4 Qualification & Address Details 5 Upload Images 6 Print Registration Form

Registration Form All fields are mandatory except (#) marked fields.

Course Applying for : MBBS

Personal Details

(Enter Full Name as recorded in Secondary School Leaving Certificate or equivalent examination.)

Full Name: Re enter Full Name:

(Do not add salutation for Father's/Mother's name.)

Father's Name: Mother's Name:

(Fill in your date of birth as recorded in Secondary School Leaving Certificate or equivalent examination. Date of Birth should be in 'dd/mm/yyyy' format.)

Date of Birth: Gender: Male Female Third Gender

(All OBC Creamy Layer Candidate will be consider as General)

Category: SC ST OBC(NCL) General OPH: Yes No

Nationality: Indian OCI Other State of Domicile:

ID Proof: ID No.:

(Please bring along this ID Proof at the time of examination)

Place of Issue: Issue Date: #

Valid Till: #

Language in which Question paper is desired: Hindi English

Have you appeared at AIIMS MBBS Entrance Exam earlier?: Yes No

Contact Details

(Your Email ID and Mobile Number will be used for Communication and Notification through SMS and E-mail)

Email ID: Confirm Email ID:

Mobile No.: Confirm Mobile No.:

Please enter your 10 digit mobile number only. Don't add "0" or "+91" before it. For Landline number please enter the "STD" code of that area.

Alternate Number: # Mobile Landline Mobile No.:

Note: Full Name, Date of Birth, Category, OPH, EmailID and Mobile No. cannot be changed once payment of Registration fee is done.

DECLARATION OF ELIGIBILITY: Kindly read the declaration carefully and give consent on it

I, hereby declare that the information filled in the form is correct and true to best of my knowledge. I further declare that I understand and fulfill the eligibility condition for AIIMS MBBS Course as mention in the prospectus.

After filling the required information then click on **Save & Proceed** button.

After clicking the button a message will appear on screen containing **Candidate ID and Password**. An **Email and SMS** will also be sent to registered **E-mail Id and mobile number** having Login Credentials i.e. **Candidate ID and password**.

Please note this candidate id for future references.

The screenshot shows the registration page of the All India Institute of Medical Sciences (AIIMS). A message box is displayed in the center, stating: "Kindly note your Candidate ID : 3011000093. An Email & SMS has been sent to your registered Email ID and Mobile No. with login credentials which are required at the time of login. Your first step of registration is completed. Your registration is still incomplete, complete Due Steps before Registration closing date. Note: If you have not received E-mail in Inbox, kindly check mail in SPAM folder." Below the message box, there is a registration form with fields for Nationality (Indian, OCI, Other), ID Proof (Adhar Card), State of Domicile (Assam), ID No. (FGDG), Place of Issue (DEGDGE), Issue Date, Valid Till, Language, and Have you. There are also fields for Contact Details: Email ID (A@A.COM), Confirm Email ID (A@A.COM), Mobile No. (+91 9999999990), and Confirm Mobile No. (+91 9999999990). A note states: "Please enter your 10 digit mobile number only. Don't add '0' or '+91' before it. For Landline number please enter the 'STD' code of that area." Below the form, there is a "DECLARATION OF ELIGIBILITY" section with a checkbox and text: "I, hereby declare that the information filled in the form is correct and true to best of my knowledge. I further declare that I understand and fulfill the eligibility condition for AIIMS MBBS Course as mention in the prospectus." At the bottom of the form, there are "Save & Exit" and "Save & Proceed" buttons. The footer of the page reads "Copyright @ All India Institute of Medical Sciences, New Delhi. All rights Reserved".

a) Change Password

Login with the provided login Credentials i.e. Candidate Id and Password and correct Captcha. On first time login, candidate has to change password through Change Password page.

Re-login with the new changed password to complete due steps of Registration Process.

The screenshot shows the "Change Password" page of the AIIMS MBBS registration portal. At the top, there is a navigation bar with "Welcome: AAAAA" and "Candidate ID: 3011000086". Below the navigation bar, there is a progress bar with six steps: 1. Registration, 2. Make Payment, 3. City Choice, 4. Qualification & Address Details, 5. Upload Images, and 6. Print Registration Form. The "Change Password" section contains three input fields: "Old password:", "New password:", and "Confirm New password:". Below the input fields, there is a green message box that says: "Your password has been changed successfully. Kindly login with your new password." At the bottom of the message box, there are "Update" and "Reset" buttons. On the left side of the page, there is a sidebar with a user profile picture and a "General Links" menu. The footer of the page reads "AIIMS MBBS PROSPECTUS 2016".

b) Candidate Information Page(Dash Board)

After logging in with Candidate Id and password, the next page appears will page will show the all Six (6) steps of Registration Process. First step is new candidate Registration for MBBS Entrance Examination.

The color of the Number of the Step in Navigation Bar will change from RED to YELLOW as the steps get completed and candidate can jump/go to any steps among the completed steps at any time.

Colour will change from RED to YELLOW as a step of registration gets completed

Welcome: TEST Candidate ID: 3011000084 Helpline No.: 8510010247, 9582949110 Online Support

Logout My Page

Registration 2 Make Payment 3 City Choice 4 Qualification & Address Details 5 Upload Images 6 Print Registration Form

Personal Details

| | | | |
|-----------------|-----------------------|--------------------|-------------|
| Candidate ID: | 3011000084 | Course Applied: | MBBS |
| Full Name: | TEST | | |
| Father's Name: | TEST | Mother's Name: | TEST |
| Date of Birth: | 31 Oct 1991 | Gender: | Male |
| Category: | General | Nationality: | INDIAN |
| OPH: | No | State of Domicile: | DELHI (NCT) |
| ID Proof: | 12th Board Admit Card | ID No: | 12345 |
| Place of Issue: | NEW DELHI | Issue Date: | 10/02/2016 |
| Valid Till: | 28/02/2024 | | |

Language in which Question paper is desired: English

Have you appeared at AIIMS MBBS Entrance Exam earlier?: No

Contact Details

| | | | |
|-------------------|---------------------------|-------------|------------|
| Email ID: | er.deepakfullar@gmail.com | Mobile No.: | 9876543225 |
| Alternate Number: | Mobile | Mobile No.: | 9888888888 |

Your Due Steps

| | | |
|---|---------------------------------|------------|
| x | Make Payment | Incomplete |
| x | City Choice | Incomplete |
| x | Qualification & Address Details | Incomplete |
| x | Upload Images | Incomplete |
| x | Print Registration Form | Incomplete |

Edit Proceed

Copyright @ All India Institute of Medical Sciences, New Delhi. All rights Reserved

30

c) Edit Information Page

Candidate should re-check the filled in information, in case there is some error in the information filled in the form Candidate can edit some information by clicking on EDIT button. It will redirect candidate to Registration page where some information can be edited.

After clicking Save & Proceed button, Candidate will be navigated to Candidate Information (Dashboard) Page

Logout My Page



General Links

- Home
- Change Password
- Notification/Advertisement
- Corrigendum/Addendum
- Prospectus
- Introduction
- Schedule
- Seats and Cities
- Eligibility/Method of Selection
- Course Fees
- Upload Images
- Instructions
- FAQs

| | | | | | |
|--------------|--------------|-------------|---------------------------------|---------------|-------------------------|
| 1 | 2 | 3 | 4 | 5 | 6 |
| Registration | Make Payment | City Choice | Qualification & Address Details | Upload Images | Print Registration Form |

Personal Details

| | |
|---------------------------------|--------------------------------|
| Candidate ID: 3011000084 | Course Applied: MBBS |
| Full Name: TEST | |
| Father's Name: TEST | Mother's Name: TEST |
| Date of Birth: 31 Oct 1991 | Gender: Male |
| Category: General | Nationality: INDIAN |
| OPH: No | State of Domicile: DELHI (NCT) |
| ID Proof: 12th Board Admit Card | ID No: 12345 |
| Place of Issue: NEW DELHI | Issue Date: 10/02/2016 |
| Valid Till: 28/02/2024 | |

| | |
|--|--|
| Language in which Question paper is desired: English | |
| Have you appeared at AIIMS MBBS Entrance Exam earlier?: No | |

Contact Details

| | |
|-------------------------------------|------------------------|
| Email ID: er.deepakfullar@gmail.com | Mobile No.: 9876543225 |
| Alternate Number: Mobile | Mobile No.: 9888888888 |

Your Due Steps

| | |
|---|------------|
| <input checked="" type="checkbox"/> Make Payment | Incomplete |
| <input checked="" type="checkbox"/> City Choice | Incomplete |
| <input checked="" type="checkbox"/> Qualification & Address Details | Incomplete |
| <input checked="" type="checkbox"/> Upload Images | Incomplete |
| <input checked="" type="checkbox"/> Print Registration Form | Incomplete |

Edit
Proceed

Copyright © All India Institute of Medical Sciences, New Delhi. All rights Reserved

Logout My Page



General Links

- Home
- Change Password
- Notification/Advertisement
- Corrigendum/Addendum
- Prospectus
- Introduction
- Schedule
- Seats and Cities
- Eligibility/Method of Selection
- Course Fees
- Upload Images
- Instructions
- FAQs

| | | | | | |
|--------------|--------------|-------------|---------------------------------|---------------|-------------------------|
| 1 | 2 | 3 | 4 | 5 | 6 |
| Registration | Make Payment | City Choice | Qualification & Address Details | Upload Images | Print Registration Form |

All fields are mandatory except (*) marked fields.

Course Applying for : MBBS

Personal Details

(Enter Full Name as recorded in Secondary School Leaving Certificate or equivalent examination)

Full Name: Re enter Full Name:

(Do not add salutation for Father's/Mother's name)

Father's Name: Mother's Name:

(Fill in your date of birth as recorded in Secondary School Leaving Certificate or equivalent examination. Date of Birth should be in 'dd/mm/yyyy' format.)

Date of Birth: Gender: Male Female Third Gender

(All OBC Creamy Layer Candidate will be consider as General)

Category: SC ST OBC(NCL) General OPH: Yes No

Nationality: Indian OCI Other State of Domicile:

ID Proof: ID No.:

(Please bring along this ID Proof at the time of examination)

Place of Issue: Issue Date: #

Valid Till: #

Language in which Question paper is desired: Hindi English

Have you appeared at AIIMS MBBS Entrance Exam earlier?: Yes No

Contact Details

(Your Email ID and Mobile Number will be used for Communication and Notification through SMS and E-mail)

Email ID: Confirm Email ID:

Mobile No.: Confirm Mobile No.:

Please enter your 10 digit mobile number only. Don't add "0" or "+91" before it. For Landline number please enter the "STD" code of that area.

Alternate Number: # Mobile Landline Mobile No.:

Note: Full Name, Date of Birth, Category, OPH, Emailid and Mobile No. cannot be changed once payment of Registration fee is done.

DECLARATION OF ELIGIBILITY: Kindly read the declaration carefully and give consent on it.

I hereby declare that the information filled in the form is correct and true to best of my knowledge. I further declare that I understand and fulfill the eligibility condition for AIIMS MBBS Course as mention in the prospectus.

Save & Proceed

Step 2: Make Payment

On Clicking **Proceed** button candidate navigates to **Make Payment** page to pay registration Fee. Payment of registration fee can only be done through **Online Mode** i.e. Debit/Credit card and Internet Banking.



Logout My Page



General Links

- Home
- Change Password
- Notification/Advertisement
- Corrigendum/Addendum
- Prospectus
- Introduction
- Schedule
- Seats and Cities
- Eligibility/Method of Selection
- Course Fees
- Upload Images

- 1 Registration
- 2 Make Payment
- 3 City Choice
- 4 Qualification & Address Details
- 5 Upload Images
- 6 Print Registration Form

Candidate Details

| Name | Candidate ID | Amount | Payment Status | Proceed for Payment |
|------|--------------|--------|----------------|--------------------------------|
| TEST | 3011000084 | 1000 | Pending | Online Payment |



Copyright @ All India Institute of Medical Sciences, New Delhi. All rights Reserved

Candidate can choose the payment mode of his choice from various options available to pay Registration Fee

State Bank MOPS Multi Option Payment System

State Bank Collect

| NET BANKING | CARD PAYMENTS |
|---|---|
| <ul style="list-style-type: none"> State Bank of India Bank Charges: Nil State Bank of Bikaner and Jaipur Bank Charges: Nil State Bank of Hyderabad Bank Charges: Nil State Bank of Mysore Bank Charges: Nil State Bank of Patiala Bank Charges: Nil State Bank of Travancore Bank Charges: Nil | <ul style="list-style-type: none"> State Bank ATM-cum-Debit Card Bank Charges: 0.01 Other Banks Debit Cards Bank Charges: 0.01 Credit Cards Bank Charges: 0.01 |
| | OTHER PAYMENT MODES |
| | <ul style="list-style-type: none"> SBI BRANCH Bank Charges: Nil Other Banks Internet Banking Bank Charges: 17.1 |

32

To pay registration fee through Credit/Debit Card, candidate should enter the information asked for, to pay through on line mode and click on PAY button.

भारतीय स्टेट बैंक
State Bank of India
With you - all the way

Welcome to State Bank of India's Secure Payment Gateway

Dear Customer,
SBI Payment Gateway will secure your payment to MOPSBIDRCARD.

Select the type of card* State Bank MAESTRO Cards

Card Number* 6220180106500102616
(Please enter your card number without any spaces)

Name on Card DeepakFullar

Purchase Amount INR 1.01

Word Verification* HS3vgD
Type the characters you see in the picture below

HS 3 v g D

AFTER PRESSING PAY, KINDLY DO NOT REFRESH AND DO NOT PRESS THE BACK BUTTON.

ALL INTERNET BASED TRANSACTION USING STATE BANK DEBIT CARDS WOULD NEED A 3D SECURE PASSWORD.

Verified by VISA MasterCard RuPay HACKER SAFE

A service brought to you by State Bank of India

Note: This page will expire in 10 minutes and if you fail to complete the transaction in 10 minutes you will be redirected to the order page of MOPSBIDRCARD. If you wish to discontinue with the order, request you to click on Cancel button, you will be redirected to the order page of MOPSBIDRCARD.

To pay registration fee through Net banking, candidate should Login with your credentials of net banking and click on submit button to proceed for payment.

Login 03-Feb-2016 [02:43 PM IST]

User Name *

Password *

Enable Virtual Keyboard

Submit **Reset**

Online Virtual Keyboard

| | | | | | | | | | | | | |
|-----------|---|---|---|----|---|-------|---|---|-------|---|---|---|
| ~ | ! | @ | # | \$ | % | ^ | & | * | { | } | _ | + |
| . | 0 | 2 | 6 | 7 | 8 | 9 | 1 | 4 | 3 | 5 | - | = |
| w | e | t | q | r | y | u | i | o | p | [|] | |
| g | f | d | a | s | j | h | k | [|] | \ | / | ' |
| c | x | z | v | b | n | m | < | > | : | ; | ' | " |
| CAPS LOCK | | | | | | CLEAR | | | ? . , | | | |

[FAQ](#) | [About Phishing](#)

This site uses highly secure 256-bit encryption certified by VeriSign.

Disclaimer: The privacy of contract is between you and the service provider. Bank is only facilitating a payment mechanism and is not responsible for any deficiency in service by the service provider.

- Mandatory fields are marked with an asterisk (*)
- Do not provide your username and password anywhere other than in this page
- Your user name and password are highly confidential. Never part with them. SBI will never ask for this information.

© Copyright SBI. Privacy Statement | Disclosure | Password Management | Security Tips | Terms of Use

Registration fee amount will reflect in the form and candidate should check the details carefully before clicking Confirm button.

भारतीय स्टेट बैंक
State Bank of India
the nation banks on us

Welcome : Mr. DEEPAK FULLAR
[Logout](#)

Your previous site visit: 30-Jan-2016 09:08 IST 03-Feb-2016 [14:45 IST] [Help](#)

All India Institute Of Medical Sciences

You can debit any of your transaction accounts to pay All India Institute Of Medical Sciences.
Select an account and enter All India Institute Of Medical Sciences payment details

| Account No. / Nick name | Account Type | Branch |
|-------------------------|-------------------|---------------------------------|
| 00000031845166704 | Savings Account | GREEN PARK EXTENSION, NEW DELHI |
| Selected Account | 00000031845166704 | |

Payment details

| | |
|-------------------|-------------------------------------|
| Your Reference No | 100005443 |
| Amount | 1000 |
| UDF1 | - |
| UDF2 | - |
| UDF3 | - |
| Redirect URL | http://demo.aiimsonline.in/Response |
| Amount in words | One Rupees only |

Confirm **Reset**

Candidate must remember to take printout of Payment Receipt as a proof of successful payment of registration fee by clicking on Print button.

All India Institute Of Medical Sciences

Welcome: TEST Candidate ID: 3011000081 Helpline No : 8510010247, 9582949110 Online Support

[Logout](#) [My Page](#)

General Links

- Home
- Change Password
- Notification/Advertisement
- Corrigendum/Addendum
- Prospectus
- Introduction
- Schedule
- Seats and Cities

1 Registration
2 Make Payment
3 City Choice
4 Qualification & Address Details
5 Upload Images
6 Print Registration Form

Payment Details

ALL INDIA INSTITUTE OF MEDICAL SCIENCES
Ansari Nagar, New Delhi - 110608

Payment Receipt - MBBS Course 2016

| | | | |
|-------------------------|------------|--------------------|------------|
| Candidate ID: | 3011000084 | Registration No: | 30000033 |
| Candidate Name: | TEST | Category: | General |
| Date of Birth: | 31/10/1990 | Disability Status: | No |
| Gender: | Male | | |
| Amount: Rs. 1000 | | | |
| Mode of Payment: | Online | Date: | 09/02/2016 |
| Transaction ID: | 100008153 | Status: | Success |

Print **Proceed**

Copyright © All India Institute of Medical Sciences, New Delhi. All rights Reserved

Step 3: City Choice

The third step of registration is City Choice for entrance examination. After successful payment of registration fee candidate will be directed to City Choice Page by clicking the Proceed button.

The City availability list shows the real time status of seats available in a city.

City e hase a ot e ha ged, sopayat ost arewhileopti g ity

1 Registration 2 Make Payment 3 City Choice 4 Qualification & Address Details 5 Upload Images 6 Print Registration Form

City Choice

Select State: Delhi NCR

| Sr.No | City | Total Seats | Occupied | Available | Select |
|-------|---------------|-------------|----------|-----------|-----------------------|
| 1 | Faridabad | 4000 | 0 | 4000 | <input type="radio"/> |
| 2 | New Delhi | 6000 | 0 | 6000 | <input type="radio"/> |
| 3 | Ghaziabad | 9000 | 0 | 9000 | <input type="radio"/> |
| 4 | Greater Noida | 6000 | 0 | 6000 | <input type="radio"/> |
| 5 | Gurgaon | 4000 | 0 | 4000 | <input type="radio"/> |
| 6 | Meerut | 6000 | 0 | 6000 | <input type="radio"/> |
| 7 | Bahadurgarh | 1800 | 6 | 1794 | <input type="radio"/> |
| 8 | Palwal | 800 | 0 | 800 | <input type="radio"/> |

Save & Exit Save & Proceed

Copyright © All India Institute of Medical Sciences, New Delhi. All rights Reserved

Step 4: Qualification & Address Details

After third step of registration process is completed, the next step is to fill Qualification & Address Details. Candidate should fill all the information asked for regarding Qualifying Examination like Name, Status, and Board of Exam etc. and complete permanent and correspondence address.



Logout My Page



General Links..I

Home

Change Password

Notification/Advertisement

Corrigendum/Addendum

Prospectus

Introduction

Schedule

Seats and Cities

Eligibility/Method of Selection

Course Fees

Upload Images
Instructions
FAQs

1
2
3
4
5
6

Registration
Make Payment
City Choice
Qualification & Address Details
Upload Images
Print Registration Form

Qualification & Address Details

Educational Qualification

| | | | |
|-------------------------|---|-----------------------|--|
| Qualifying Exam: | <input type="text" value="SSC Exam(10+2)"/> | | |
| Qualifying Exam Status: | <input type="text" value="Passed"/> | Class 12th Roll no. : | <input type="text" value="1322"/> |
| Exam Board Name: | <input type="text" value="sdfsdf"/> | State Name: | <input type="text" value="DELHI (NCT)"/> |

Scoring Scheme: Percentage CGPA

| Exam Passed | Marks Obtained | Max Marks | Percentage(%) |
|----------------|----------------------------------|----------------------------------|---------------|
| SSC Exam(10+2) | <input type="text" value="350"/> | <input type="text" value="400"/> | 87.50 |

Note: If you have selected Passed in qualifying exam status, indicate the marks obtained out of maximum marks in English, Chemistry, Physics and Biology in 10+2 or equivalent examination.

Address Details:
 (Check here if Correspondence Address is same as filled Permanent Address)

| (A) Permanent Address | (B) Correspondence Address |
|---|---|
| Address Line 1: <input type="text" value="D-217 DDA"/> | Address Line 1: <input type="text" value="D-217 DDA"/> |
| Address Line 2 #: <input type="text" value="FLATS DWARKA SEC-2"/> | Address Line 2 #: <input type="text" value="FLATS DWARKA SEC-2"/> |
| Address Line 3 #: <input type="text"/> | Address Line 3 #: <input type="text"/> |
| Country: <input type="text" value="India"/> | Country: <input type="text" value="India"/> |
| State: <input type="text" value="DELHI (NCT)"/> | State: <input type="text" value="DELHI (NCT)"/> |
| City: <input type="text" value="KALKAJI"/> | City: <input type="text" value="KALKAJI"/> |
| Pin Code: <input type="text" value="110059"/> | Pin Code: <input type="text" value="110059"/> |

35

After filling all required information candidate should click on Save and Proceed button to go to next step.

Step 5: Upload Images

In 5th step of registration form, Candidate need to upload his/her latest passport size Photograph, Signature and Thumb Impression. The supported digital image format includes .gif, .png, .jpg/jpeg.

Upload Images

First read the instructions given regarding Photo, Signature and Thumb Impression upload. To upload image click Choose File button and browse to path where the image is stored. You can see the preview of the uploaded images. Please refer to Sample Images provided on the page, if you are satisfied with the preview of images, click on Accept button else try again to upload the images. After uploading all three required images, give consent on the declaration and click on Save & Proceed button.

Note: Images once uploaded cannot be changed later so candidates are requested to pay due attention while uploading the images.



Logout My Page



General Links..!

[Home](#)[Change Password](#)[Notification/Advertisement](#)[Corrigendum/Addendum](#)[Prospectus](#)[Introduction](#)[Schedule](#)[Seats and Cities](#)[Eligibility/Method of Selection](#)[Course Fees](#)[Upload Images](#)[Instructions](#)[FAQs](#)[User Manual](#)

1 Registration
2 Make Payment
3 City Choice
4 Qualification & Address Details
5 Upload Images
6 Registration Form

Upload Photo



No file chosen
 (The uploaded photograph is not more than six months old.)



Sample Image


Instruction for photo upload:

1. Photograph must be a passport size colour photograph without border and clearly showing the face.
2. Photograph must be a recently clicked or should not be more than 6 months old. The dimension of photograph must be 3.5*4.5 cm (width*height).
3. Photograph must be clicked in bright colours with white background only.
4. Paste the photo on a white A4 paper sheet.
5. Scan the photograph pasted on the sheet only, not the whole paper sheet.
6. Save the image as .jpg/.jpeg image. The size of image should be between 10-100 kb.
7. If the size of the image is more than 100 kb then set the dpi of the scanner to 200 or less dpi and quality of image at low. If image size is still more than 100 kb then resize the image to the given specifications. (Click here to know how to resize a scanned image)

Upload Signature



No file chosen




Sample Signature


Instruction for Signature upload:

1. Draw a box of 6*3 cm (width*height) on a white paper sheet.
2. Take a thick tip black/blue ink pen (preferably fountain pen).
3. Put your Signature inside the box. Signature should not come out of the box and be clear without overwriting.
4. Scan the signature only, not the whole sheet.
5. Save the signature as .jpg/.jpeg image. The size of image should be between 10-50 kb.
6. If the size of the image is more than 50 kb then set the dpi of the scanner to 200 or less dpi and quality of image at low. If image size is still more than 50 kb then resize the image to the given specifications. (Click here to know how to resize a scanned image)

Upload Thumb Impression



No file chosen



Sample Thumb Impression

Instruction for Thump Print upload:

1. Draw a box of 4*3 cm (width*height) on a white paper sheet.
2. Put your left thumb on a blue/black ink pad. Ink should have covered your entire thumb.
3. Put your left thumb print in the box drawn on paper sheet. Do not press thumb too hard.
4. Thumb print should be clear such that the curves on thumb can be clearly seen by naked eyes.
5. Scan thumb print only, not the whole sheet.
6. Save the thump print as .jpg/.jpeg image. The size of image should be between 10-50 kb.
7. If the size of the image is more than 50 kb then set the dpi of the scanner to 200 or less dpi and quality of image at low. If image size is still more than 50 kb then resize the image to the given specifications. (Click here to know how to resize a scanned image)

DECLARATION: I hereby declare that the information furnished by me in the Registration/Application Form is correct and nothing has been concealed. In case any information furnished by me is found to be false/incorrect/untrue then I shall be liable to civil/criminal prosecution and my claim to admission/appointment/registration/service in the Institute may be cancelled/terminated.

Step 6: Print Registration Form *(This is the most important step of registration process)*

The sixth and the Last Step is Print Registration Form. Candidate must take print of Registration Form once all steps of registration are completed. Click on Submit button and take printout of Registration Form.

Registration Form contains all the details provided by candidate during on line registration i.e. Personal Details, Payment details, City Choice, Qualification & Address Details and Uploaded Images etc.

Check all the details in Registration Form carefully, if some entered information is to be corrected/ edited then click on edit button, do the necessary corrections and then click on Final Submit button.

Candidate shall get an Acknowledge Mail from AIIMS having Unique Registration No. on click of Final Submit button.

If Final Submission of registration form is not done, Acknowledge mail will not be sent and registration will be treated as Incomplete.



All India Institute of Medical Sciences

Ansari Nagar, New Delhi - 110608
Entrance Examination - 2016

Registration Form - AIIMS MBBS 2016

Candidate Profile Candidate ID: 3011000084 Registration No: 30000033 Registration Date: 10/02/2016

| | | |
|---|--------------------------------|---|
| Candidate Name: TEST | Date of Birth: 31 Oct 1991 |  |
| Gender: Male | Category: General | |
| Father's Name: TEST | Mother's Name: TEST | |
| OPH Status: No | OPH %: NA | |
| Nationality: INDIAN | State of Domicile: Delhi (NCT) | |
| Have you appeared at AIIMS MBBS Entrance Exam earlier: No | Year of appearance: NA | |
| Language in which Question paper is desired: English | | |

| | |
|---|--|
| Contact Details | |
| Address for Correspondence: D-217 DDA, FLATS DWARKA SEC-2, , Kalkaji, Delhi (NCT), India, 110059 | Permanent Address: D-217 DDA, FLATS DWARKA SEC-2, , Kalkaji, Delhi (NCT), India, 110059 |
| Mobile No: 1. 9876543225 , 2. Alternate-MobileNo 9888888888 | E-Mail ID: er.deepakfullar@gmail.com |

| | | | | |
|------------------------------|------------------------|-------------------|-----------------|-------------|
| Qualification Details | | | | |
| Qualifying Exam | Qualifying Exam Status | Class 12 Roll no. | Exam Board Name | State Name |
| SSC Exam(10+2) | Passed | 1322 | sdfsdf | Delhi (NCT) |

| | | | | |
|-------------------------|----------------|-----------|----------------|---------------|
| Academic Details | | | | |
| Qualifying Exam Status | Scoring Scheme | Max Marks | Marks Obtained | Percentage(%) |
| Passed | Percentage | 400.00 | 350.00 | 87.50 |

| | | | | |
|---|--------------|---------------------------|------------------------|------------------------|
| Valid Photo Identity (To be presented in original at the Examination Center along with Admit Card) | | | | |
| ID Proof: 12th Board Admit Card | ID No: 12345 | Place of Issue: NEW DELHI | Issue Date: 10/02/2016 | Valid Till: 28/02/2024 |

| | | | | |
|------------------------|------------------|---------------------------|--------------|--|
| Payment Details | | | | |
| Mode: Online | Date: 10/02/2016 | Transaction ID: 100008405 | Amount: 1000 | |


Examination City Opted: Gurgaon

UNDERTAKING/DECLARATION: I hereby declare that the information furnished by me in the Registration/Application Form is correct and nothing has been concealed. In case any information furnished by me is found to be false/incorrect/untrue than I shall be liable to civil/criminal prosecution and my claim to admission/appointment/registration/ service in the Institute may be cancelled/terminated.


Signature of Candidate



[Print](#) [Back](#) [Final Submit](#)



Take the print of the Registration Form before final submission of form. Candidate can take the print out of the Registration Form by clicking on Print button. After clicking Final Submit button, color of buttons in navigation bar of will change to Yellow.



Logout My Page



General Links..!

- [Home](#)
- [Change Password](#)
- [Notification/Advertisement](#)
- [Corrigendum/Addendum](#)
- [Prospectus](#)
- [Introduction](#)
- [Schedule](#)
- [Seats and Cities](#)
- [Eligibility/Method of Selection](#)
- [Course Fees](#)
- [Upload Images](#)
- [Instructions](#)
- [FAQs](#)

1

2

3

4

5

6

Registration

Make Payment

City Choice

Qualification & Address Details

Upload Images

Print Registration Form

Your registration is under review. Review process may take 7 to 10 days.

Personal Details

| | | | |
|-----------------|-----------------------|--------------------|-------------|
| Candidate ID: | 3011000084 | Course Applied: | MBBS |
| Full Name: | TEST | Father's Name: | TEST |
| Date of Birth: | 31 Oct 1991 | Mother's Name: | TEST |
| Category: | General | Gender: | Male |
| OPH: | No | Nationality: | INDIAN |
| ID Proof: | 12th Board Admit Card | State of Domicile: | Delhi (NCT) |
| Place of Issue: | NEW DELHI | ID No.: | 12345 |
| Valid Till: | 28/02/2024 | Issue Date: | 10/02/2016 |

| | |
|---|---------|
| Language in which Question paper is desired: | English |
| Have you appeared at AIIMS MBBS Entrance Exam earlier?: | No |

Contact Details

| | | | |
|-------------------|---------------------------|-------------|------------|
| Email ID: | er.deepakfullar@gmail.com | Mobile No.: | 9876543225 |
| Alternate Number: | Mobile | Mobile No.: | 9888888888 |

Due Steps

| | | |
|---|---------------------------------|------|
| ✓ | Make Payment | Done |
| ✓ | City Choice | Done |
| ✓ | Qualification & Address Details | Done |
| ✓ | Upload Images | Done |
| ✓ | Print Registration Form | Done |

Edit

Proceed

After completing all 6 steps of registration candidate will be registered successfully and can navigate to any completed step through Navigation Buttons available on top of the page.

The submitted registration form will be reviewed for the uploaded images and the eligibility of the candidate. The review process of the uploaded images may take 7 to 10 days.

Candidate should Logout after registration is done successfully.











Candidates are required to upload their Photograph, Signature and Left Thumb Impression during Online Application

1. One (1) recent color passport size photograph with white background is required.
2. It should be taken professionally.
3. ***Black & White / Polaroid photographs are NOT acceptable.***
4. Photograph MUST be taken on or after 15-09-2015.
5. Candidate must have digital/softcopy of passport size photograph, Signature & Left Thumb Impression and save them as "CandidatePhotograph.jpg , Signature.jpg and LeftThumbImpression.jpg (supported formats include gif, png, jpg, jpeg) .Keep size of photograph image between 50-100 kb, Signature image between 10-50 kb and LeftThumbImpression image between 10-50 kb.











A3. 1 INSTRUCTIONS FOR UPLOADING PHOTOGRAPH

1. Candidates must upload Photograph, Signature and Left Thumb Impression to correct specified fields. Do not make any mistake in uploading signature and Photograph.
2. To upload "Candidate Photograph.jpg"
 - a. Click "Browse" Button right to the photograph field.
 - b. Select the Scanned "Candidate Photograph.jpg" file from saved location and click "Open" Button.
 - c. Please see page number 39 to 41 for details of the requirements of the photograph for submission with the online application form.









A3.1 : INSTRUCTIONS ON ACCEPTABLE PHOTOGRAPH

| Not acceptable Photograph | Reason for Rejection | Acceptable |
|--|---|---|
|  | <p>Poor digital Resolution(100x75)</p> <p>✗</p> <p>✓</p> |  |
|  | <p>Facial area is less than 50% of total</p> <p>✗</p> <p>✓</p> |  |
|  | <p>Coloured background</p> <p>✗</p> <p>✓</p> |  |
|  | <p>Shadow on face</p> <p>✗</p> <p>✓</p> |  |
|  | <p>Dark/Tinted Spectacles or Sunglasses</p> <p>✗</p> <p>✓</p> |  |

A3.1 : INSTRUCTIONS ON ACCEPTABLE PHOTOGRAPH

| Not acceptable Photograph | Reason for Rejection | Acceptable |
|---|--|---|
|  | <p style="text-align: center;">Too much glare on spectacles</p> <div style="display: flex; justify-content: space-around; align-items: center;"> ✘ ✔ </div> |  |
|  | <p style="text-align: center;">Spectacle rim over eyes</p> <div style="display: flex; justify-content: space-around; align-items: center;"> ✘ ✔ </div> |  |
|  | <p style="text-align: center;">Lock of hair over eyes</p> <div style="display: flex; justify-content: space-around; align-items: center;"> ✘ ✔ </div> |  |
|  | <p style="text-align: center;">Not looking straight into camera</p> <div style="display: flex; justify-content: space-around; align-items: center;"> ✘ ✔ </div> |  |
|  | <p style="text-align: center;">Cropped image</p> <div style="display: flex; justify-content: space-around; align-items: center;"> ✘ ✔ </div> |  |

A3.1 : INSTRUCTIONS ON ACCEPTABLE PHOTOGRAPH

| Not acceptable Photograph | Reason for Rejection | Acceptable |
|---|---|---|
|  | <p>Improper flash or Improper lighting</p> <p>✗</p> <p>✓</p> |  |
|  | <p>Photo taken with mobile phone (including "selfies") resulting in distorted face</p> <p>✗</p> <p>✓</p> |  |
|  | <p>Distortion due to enlargement of an original smaller image</p> <p>✗</p> <p>✓</p> |  |
|  | <p>Black & White Photographs</p> <p>✗</p> <p>✓</p> |  |

A3.2 INSTRUCTIONS FOR UPLOADING LEFT THUMB IMPRESSION


LEFT THUMB IMPRESSION

1. Candidate should put his/her Left Thumb Impression in an area of 4" × 3" on paper with stamp pad.
2. Scan that paper. Supported formats of the images include gif, png, jpg, jpeg.
3. Cut Left Thumb Impression area of 4" × 3" and save it as "LeftThumbImpression.jpg". Keep size of Signature minimum, as the maximum size limit is 10 KB to 50 KB.

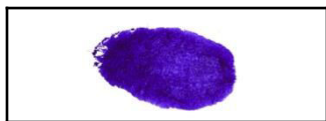
UPLOADING LEFT THUMB IMPRESSION

To upload "LeftThumbImpression.jpg"

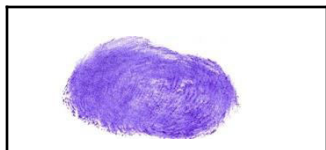
- a) Click "Browse" Button right to the signature field.
- b) Select the Scanned "LeftThumbImpression.jpg" file from saved location and click "Open" Button.



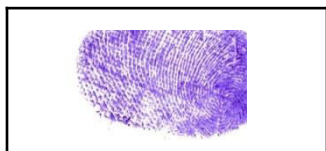
Properly uploaded Left Thumb Impression in .jpg . The Left Thumb Impression is clear and of proper size.



NOT ACCEPTABLE: Left Thumb Impression Left Thumb Impression uploaded is blurred.



NOT ACCEPTABLE: Left Thumb Impression uploaded is partly obscured by too much ink.












NOT ACCEPTABLE: Left Thumb Impression uploaded is partly cropped / not scanned completely

A3.3 INSTRUCTION FOR UPLOADING SIGNATURE

1. Candidate put his/her signature in an area of 6" × 3" on paper with a black ball point pen.
2. Scan that paper. Supported formats of the images include gif, png, jpg, jpeg.
3. Cut Signature area of 2" × 3" and save it as "Candidate Signature.jpg". Keep size of Signature minimum, as the maximum size limit is 10 KB to 50 KB.

UPLOADING SIGNATURE :

1. To upload "Signature.jpg"
 - a. Click "Browse" Button right to the signature field.
 - b. Select the Scanned "Signature.jpg" file from saved location and click "Open" Button.
2. DO NOT UPLOAD signature in A4 size format / complete paper as this later on result in difficulty in getting their admit cards.

| | | |
|-----------|---|---|
| Signature |  | Properly uploaded signature that is in black with white background . The signature is clear and of proper size. |
| Signature |  | NOT ACCEPTABLE: Signature uploaded is very small |
| Signature |  | NOT ACCEPTABLE: Signature is in coloured ink |
| Signature |  | NOT ACCEPTABLE: Signature uploaded is too light and unclear |
| Signature |  | NOT ACCEPTABLE: Signature uploaded alongwith background |
| Signature |  | NOT ACCEPTABLE: Signature uploaded is partly obscured by marks / sprinkled ink |
| Signature |  | NOT ACCEPTABLE: Signature uploaded is blurred |
| Signature |  | NOT ACCEPTABLE: Signature is cropped / not scanned properly |
| Signature |  | NOT ACCEPTABLE: Signature uploaded is blurred NOT ACCEPTABLE: Signature is cropped / not scanned properly |

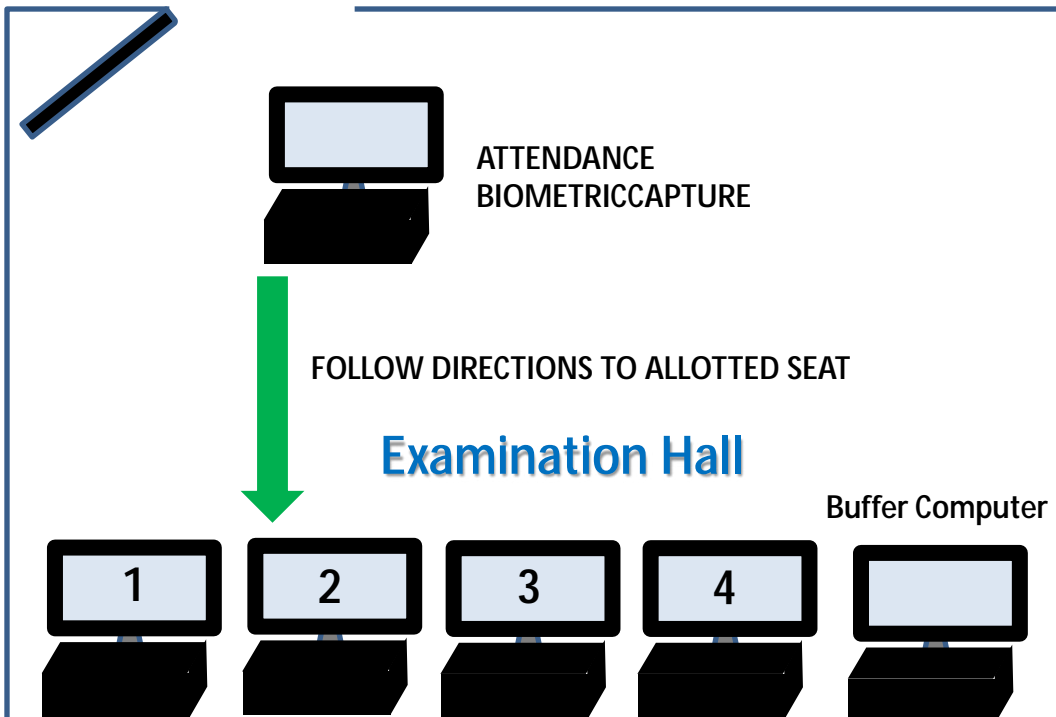
3 Click submit button

ENTRY AT MAIN GATE

Please leave belongings outside
Verification of Admit Card
Frisking

Directions to
Allotted Hall /
Room / Lab

FOLLOW DIRECTIONS TO
ALLOTTED SEAT



FOLLOW DIRECTIONS TO ALLOTTED SEAT

Examination Hall

Buffer Computer

- REMAIN SEATED IN THE ALLOTTED SEATED AND FOLLOW INSTRUCTIONS
- FAMILIARIZE WITH LOGIN PROCEDURES
- DO NOT USE KEY BOARD
- IN CASE OF DIFFICULTY RELATED TO LOGIN ETC SEEK ASSISTANCE OF INVIGILATORS ON DUTY
- BUFFER COMPUTERS ARE TO BE USED ONLY IN CASE OF TECHNICAL DIFFICULTY WITH ALLOTTED COMPUTER

A5.1 LOGIN

System Name :

C001

Click here if the Name and Photograph shown on the screen is not yours

Candidate Name :

John Smith

Subject : **Mock Exam**



Login

Roll No:

Password:

Version : 14.00.02

11111

Login appropriately

AIIMS MBBS 2015 Shift 1

Section
MBBS 2015

Candidate Details

| | |
|----------------------------|--------------|
| Roll No | : 11111 |
| Name | : John Smith |
| Date of Birth (DD-MM-YYYY) | : 22-05-1988 |

[Back](#)

Version : 14.00.02

Candidate Details

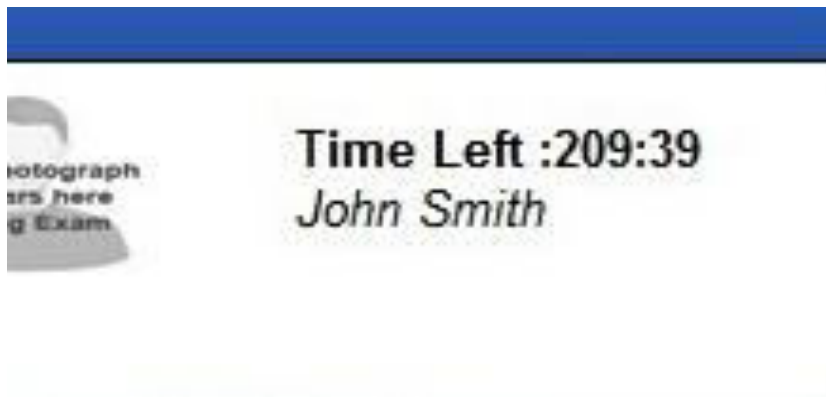
Roll No : 11111

Name : John Smith

Date of Birth (DD-MM-YYYY) : 22-05-1988

[Back](#)

Check details



Note the Countdown Clock in the upper right hand corner. It will start with the allotted time and become zero at the end of the Examination.

The countdown timer will start whenever you begin the Examination and will end at the allotted time.






If for any technical reason your Examination stops, or you are logged out, the countdown timer will stop and the timer will resume from the time where it stopped, as soon as your Examination starts again.

Even if you are shifted to a buffer computer, the countdown timer will resume similarly from the time you stopped the Examination.

You need not worry about losing time should the Examination stop due to technical reasons. You can be reassured that the countdown timer will function only when the Examination is in progress.

General Instructions:

- Total duration of examination is 3:30 hrs. Test Duration 210 minutes.
- The clock will be set at the server. The countdown timer in the top right corner of screen will display the remaining time available for you to complete the examination. When the timer reaches zero, the examination will end by itself. You will not be required to end or submit your examination.
- For any reason the examination stop (eg. Logged out of computer, technical failure etc.) the clock will stop. The count down will start after on resuming the examination. Therefore you will not loose any time for such reasons.
- The Question Palette displayed on the right side of screen will show the status of each question using one of the following symbols:

-  You have not visited the question yet.
-  You have not answered the question.
-  You have answered the question.
-  You have NOT answered the question, but have marked the question for review.
-  You have answered the question, but marked it for review.

- The Marked for Review status for a question simply indicates that you would like to look at that question again. *If a question is answered and Marked for Review, your answer for that question will NOT be considered in the evaluation.*

Navigating to a Question :

- To answer a question, do the following:
 - Click on the question number in the Question Palette at the right of your screen to go to that numbered question directly. Note that using this option does NOT save your answer to the current question.
 - Click on **Save & Next** to save your answer for the current question and then go to the next question. If you do not "Save & Next" the answer will not saved and the question will be marked as 'Not Answered'.
 - Click on **Mark for Review & Next** to mark your question for review, and then go to the next question.

Next >>

Version : 14.00.02



- The Marked for Review status for a question simply indicates that you would like to look at that question again. *If a question is answered and Marked for Review, your answer for that question will NOT be considered in the evaluation.*

Navigating to a Question :

- To answer a question, do the following:
 - Click on the question number in the Question Palette at the right of your screen to go to that numbered question directly. Note that using this option does NOT save your answer to the current question.
 - Click on **Save & Next** to save your answer for the current question and then go to the next question. If you do not "Save & Next" the answer will not saved and the question will be marked as 'Not Answered'.
 - Click on **Mark for Review & Next** to mark your question for review, and then go to the next question.
- You can view all the questions by clicking on the **Question Paper** button. Note that the options for multiple choice type questions will not be shown.

Answering a Question :

- Procedure for answering a multiple choice type question:
 - To select your answer, click on the button of one of the options
 - To deselect your chosen answer, click on the button of the chosen option again or click on the **Clear Response** button
 - To change your chosen answer, click on the button of another option
 - To save your answer, you MUST click on the **Save & Next** button
 - To mark the question for review, click on the **Mark for Review & Next** button. *If an answer is selected for a question that is Marked for Review, the answer will NOT be considered in the final evaluation.*
- To change your answer to a question that has already been answered, first select that question for answering and then follow the procedure for answering that type of question.
- Note that ONLY Questions for which answers are saved after answering will be considered for evaluation.

Navigating through sections:

- Sections in this question paper are displayed on the top bar of the screen. Questions in a section can be viewed by clicking on the section name. The section you are currently viewing is highlighted.
- After clicking the Save & Next button on the last question for a section, you will automatically be taken to the first question of the next section.
- You can move the mouse cursor over the section names to view the status of the questions for that section.
- You can shuffle between sections and questions anytime during the examination as per your convenience.

Next >>

Version : 14.00.02



Read Instructions and familiarize with the procedures

A5.3. INSTRUCTIONS

AIIMS MBBS 2015 Shift 1

1. This is a Mock test. "Mock test is meant to create awareness about the test delivery system, contents, timing & instructions. It is just for sample only, actual instructions and other content will be different on the day of examination. Please Read the instructions carefully before start the examination."
2. The Question paper displayed is only for practice purposes. Under no circumstances it should be presumed as a sample paper.
3. Pen, Pencil, Cell phones, pagers, calculators, Pen Drives, Tablets or any electronic devices are strictly prohibited. Please make arrangements for their custody as no arrangements have been made at the centers for their custody.
4. If any electronic device is found with the candidate even if it is switch off, it will be considered as use of unfair means and improper conduct and failure to comply with the instructions will entail expulsion/ cancellation of candidature including appropriate legal action.
5. Follow the instruction given on screen before/after online exam.
6. Use of keyboard during the exam is strictly prohibited. Wherever use of keyboard is needed a virtual keyboard will appear on screen automatically.
7. Always maintain peace, discipline and silence during the examination process.
8. AIIMS reserves all rights to verify identity and genuineness of each candidate by taking thumb impression and photograph of the candidate or by any other means.
9. Candidate cannot leave before completion of exam.

[<< Previous](#)

I have read and understood the instructions. All Computer Hardwares allotted to me are in proper working condition. I agree that I am not carrying any prohibited gadget like mobile phone etc. / any prohibited material with me into the exam hall. I agree that in case of not adhering to the instructions, I will be disqualified from taking the exam.

I am ready to begin

Version : 14.00.02



AIIMS MBBS 2015 Shift 1

and other content will be different on the day of examination. Please Read the instructions carefully before start the examination."

2. The Question paper displayed is only for practice purposes. Under no circumstances it should be presumed as a sample paper.
3. Pen, Pencil, Cell phones, pagers, calculators, Pen Drives, Tablets or any electronic devices are strictly prohibited. Please make arrangements for their custody as no arrangements have been made at the centers for their custody.
4. If any electronic device is found with the candidate even if it is switch off, it will be considered as use of unfair means and improper conduct and failure to comply with the instructions will entail expulsion/ cancellation of candidature including appropriate legal action.
5. Follow the instruction given on screen before/after online exam.
6. Use of keyboard during the exam is strictly prohibited. Wherever use of keyboard is needed a virtual keyboard will appear on screen automatically.
7. Always maintain peace, discipline and silence during the examination process.
8. AIIMS reserves all rights to verify identity and genuineness of each candidate by taking thumb impression and photograph of the candidate or by any other means.
9. Candidate cannot leave before completion of exam.

AIIMS wishes you all the best for the Examination!

[<< Previous](#)

I have read and understood the instructions. All Computer Hardwares allotted to me are in proper working condition. I agree that I am not carrying any prohibited gadget like mobile phone etc. / any prohibited material with me into the exam hall. I agree that in case of not adhering to the instructions, I will be disqualified from taking the exam.


I am ready to begin


Version : 14.00.02





Read Instructions and familiarize with the procedures


A5.4 COLOURED CODED SCHEME REGARDING STATUS OF VISITED AND ANSWERED QUESTIONS

 1 You have not visited the question yet.

 3 You have not answered the question.

 5 You have answered the question.

 7 You have NOT answered the question, but have marked the question for review.

 9 You have answered the question, but marked it for review.

51

In case you have marked a question for review it means you have NOT submitted your final answer for that question but would like to visit the question, perhaps, later and finalize the answer.

QUESTIONS MARKED FOR REVIEW SHALL BE TREATED AS AN UNANSWERED QUESTION AND NO MARKS SHALL BE AWARDED NOR DEDUCTED

A5.5. DEFAULT VIEW

AIIMS MBBS 2015 Shift 1

Section
MBBS 2015

Your photograph appears here during Exam
Time Left :209:22
John Smith

Question Type :Multiple Choice Question
Question No. 4

The inhibitor which inhibits protein synthesis both in eukaryotes and prokaryotes is:

- Diphtheria toxin.
- Puromycin.
- Fusidic acid.
- Chloramphenicol.

You are viewing MBBS 2015 Section

Question Palette

1 2 3 4
5 6 7 8
9 10 11 12
13 14 15 16
17 18 19 20
21 22 23 24
25 26 27 28
29 30 31 32
33 34 35 36

Legend
 Answered Not Answered
 Marked Not Visited

Profile Instructions
Question Paper Submit

Mark for Review & Next Clear Response Save & Next

Version - 14.00.02

Legend

Answered Not Answered
 Marked Not Visited

Profile Instructions
Question Paper Submit

Default view is one question with options per screen. In case you want to see all questions click on Question Paper. You may also visit your Profile or Instructions at any time.

A5.6. QUESTION PAPER VIEW

AIIMS MBBS 2015 Shift 1

Section
MBBS 2015

Your photograph appears here during Exam
Time Left :209:42
John Smith

You are viewing MBBS 2015 Section

Question Palette

1 2 3 4
5 6 7 8
9 10 11 12
13 14 15 16
17 18 19 20
21 22 23 24
25 26 27 28
29 30 31 32
33 34 35 36

Legend
Answered Not Answered
Marked Not Visited

Profile Instructions
Question Paper Submit

Q. 1) The most potent stimulator of naive T cells are:
Question Type: Multiple Choice Question;

Q. 2) During phagocytosis, the metabolic process called respiratory burst involves the activation of:
Question Type: Multiple Choice Question;

Q. 3) The inhibitor which inhibits protein synthesis both in eukaryotes and prokaryotes is:
Question Type: Multiple Choice Question;

Q. 4) The intrinsic enzyme activity associated with the alpha subunit of regulatory G-protein is a:
Question Type: Multiple Choice Question;

Q. 5) Vitamin K is required to carboxylate the following amino acid residue of clotting factors:
Question Type: Multiple Choice Question;

Q. 6) Which of the following is not associated with carbohydrate antigen?
Question Type: Multiple Choice Question;

Q. 7) Cellular energy generation is severely compromised in thiamine deficiency because thiamine pyrophosphate (TPP) is:
Question Type: Multiple Choice Question;

Q. 8) The mechanism that permits immunoglobulins to be synthesized in either a membrane bound or secreted form is:
Question Type: Multiple Choice Question;

Q. 9) Folding of newly synthesized proteins is accelerated by all except

Back

Version : 14.00.02

53

Legend

Answered Not Answered
Marked Not Visited

Profile Instructions
Question Paper Submit

Question Paper View
Please note that Questions can be answered in the default view only and not in the Question Paper View.

A5.7. DEFAULT VIEW

Section
MBBS 2015

Question Type : Multiple Choice Question
Question No. 4

The inhibitor which inhibits protein synthesis both in eukaryotes and prokaryotes is:

- Diphtheria toxin.
- Puromycin.
- Fusidic acid.
- Chloramphenicol.

Mark for Review & Next Clear Response Save & Next

Version : 14.00.02

Time Left :209:22
John Smith

You are viewing MBBS 2015 Section

Question Palette

| | | | |
|----|----|----|----|
| 1 | 2 | 3 | 4 |
| 5 | 6 | 7 | 8 |
| 9 | 10 | 11 | 12 |
| 13 | 14 | 15 | 16 |
| 17 | 18 | 19 | 20 |
| 21 | 22 | 23 | 24 |
| 25 | 26 | 27 | 28 |
| 29 | 30 | 31 | 32 |
| 33 | 34 | 35 | 36 |

Legend

- Answered
- Not Answered
- Marked
- Not Visited

Profile Instructions
Question Paper Submit

54

Mark for Review & Next Clear Response

You may mark for Review (with the intention of visiting the question later) or clear the Response or answer.
Please note that Questions marked for Review will be treated as unanswered and NO MARKS shall be awarded or deducted

Section

MBBS 2015



Time Left :209:22
John Smith

Question Type :Multiple Choice Question

Question No. 4

The inhibitor which inhibits protein synthesis both in eukaryotes and prokaryotes is:

- Diphtheria toxin.
- Puromycin.
- Fusidic acid.
- Chloramphenicol.

You are viewing MBBS 2015 Section

Question Palette



Legend

- Answered
 - Not Answered
 - Marked
 - Not Visited
- Profile Instructions
- Question Paper Submit

Mark for Review & Next

Clear Response

Save & Next

Version : 14.00.02



Save your responses.
Please note that responses saved as ' e ie ' shall not be marked.

Section

MBBS 2015

Time Left :209:22
John Smith

Question Type :Multiple Choice Question

Question No. 4

The inhibitor which inhibits protein synthesis both in eukaryotes and prokaryotes is:

- Diphtheria toxin.
- Puromycin.
- Fusidic acid.
- Chloramphenicol.

You are viewing MBBS 2015 Section

Question Palette



Legend

- Answered
- Not Answered
- Marked
- Not Visited

Profile

Instructions

Question Paper

Submit

Mark for Review & Next

Clear Response

Save & Next

Version : 14.00.02

56

Section

MBBS 2015

Question Type :Multiple Choice Question

Question No. 4

The inhibitor which inhibits protein synthesis both in eukaryotes and prokaryotes is:

- Diphtheria toxin.
- Puromycin.
- Fusidic acid.
- Chloramphenicol.

Answer using the Radio-buttons and check status on the palette at the right .

Question No. 1

The RNA having maximum number

- mRNA
- rRNA
- hnRNA
- tRNA

Question Palette

| | | | |
|----|----|----|----|
| 1 | 2 | 3 | 4 |
| 5 | 6 | 7 | 8 |
| 9 | 10 | 11 | 12 |
| 13 | 14 | 15 | 16 |
| 17 | 18 | 19 | 20 |
| 21 | 22 | 23 | 24 |

Mark for Review & Next

Clear Response

Save & Next

Question NOT answered

Marked for Review

Question considered as unanswered during evaluation

Question No. 2

The most potent stimulator of r

- B cells.
- Follicular dendritic cells.
- Mature dendritic cells.
- Macrophages.

Question Palette

| | | | |
|----|----|----|----|
| 1 | 2 | 3 | 4 |
| 5 | 6 | 7 | 8 |
| 9 | 10 | 11 | 12 |
| 13 | 14 | 15 | 16 |
| 17 | 18 | 19 | 20 |
| 21 | 22 | 23 | 24 |

Mark for Review & Next

Clear Response

Save & Next

Question answered

Saved

Response will be evaluated and marked

Question No. 3

During phagocytosis, the metabolic process ca

- Hydrolase.
- Peroxidase.
- Oxidase.
- Dehydrogenase.

Question Palette

| | | | |
|----|----|----|----|
| 1 | 2 | 3 | 4 |
| 5 | 6 | 7 | 8 |
| 9 | 10 | 11 | 12 |
| 13 | 14 | 15 | 16 |
| 17 | 18 | 19 | 20 |
| 21 | 22 | 23 | 24 |

Mark for Review & Next Clear Response Save & Next

- Question NOT answered
- ***Question considered as unanswered during evaluation***

Question No. 4

The inhibitor which inhibits protein synthesis

- Diphtheria toxin.
- Puromycin.
- Fusidic acid.
- Chloramphenicol.

Question Palette

| | | | |
|----|----|----|----|
| 1 | 2 | 3 | 4 |
| 5 | 6 | 7 | 8 |
| 9 | 10 | 11 | 12 |
| 13 | 14 | 15 | 16 |
| 17 | 18 | 19 | 20 |
| 21 | 22 | 23 | 24 |

Mark for Review & Next

Clear Response

Save & Next

- Question answered
- Marked for Review
- ***Question considered as unanswered during evaluation***

PROFORMA FOR OTHER BACKWARD CLASS (OBC) CERTIFICATE

(Certificate to be Produced by other Backward Classes applying for Admission to Central Educational Institutions (CEIs),
Under The Government of India)

This is to certify that Shri /Smt./Kum. _____ Son/Daughter of
Shri/Smt. _____ of Village/Town _____ District/Division _____ in the
_____ State belongs to the _____ Community which is recognized as a
backward class under:

- (i) Resolution No. 12011/68/93-BCC(C) dated 10/09/93 published in the Gazette of India Extraordinary part I Section I No. 186 dated 13/09/93.
- (ii) Resolution No. 12011/9/94-BCC dated 19/10/94-BCC dated 19/10/94 published in the Gazette of India Extraordinary part I Section I No. 163 dated 20/10/94.
- (iii) Resolution No. 12011/7/95-BCC dated 24/05/95 published in the Gazette of India Extraordinary part I Section I dated 25/05/95.
- (iv) Resolution No. 12011/96/94-BCC dated 09/03/96.
- (v) Resolution No. 12011/44/94-BCC dated 06/12/96 published in the Gazette of India Extraordinary part I Section I No. 210 dated 11/12/96.
- (vi) Resolution No. 12011/13/97-BCC dated 03/12/97.
- (vii) Resolution No. 12011/99/94-BCC dated 11/12/97.
- (viii) Resolution No. 12011/68/98-BCC dated 27/10/99.
- (ix) Resolution No. 12011/88/99-BCC dated 06/12/99 published in the Gazette of India Extraordinary Part I Section I No. 270 dated 06/12/99.
- (x) Resolution No. 12011/36/99-BCC dated 04/04/2000 published in the Gazette of India Extraordinary Part I Section I No. 71 dated 04/04/2000.
- (xi) Resolution No. 12011/44/99-BCC dated 21/09/2000 published in the Gazette of India Extraordinary Part I Section 1 No. 210 dated 21/09/2000.
- (xii) Resolution No. 12016/09/2000-BCC dated 06/09/2001.
- (xiii) Resolution No. 12011/01/2001-BCC dated 19/06/2003.
- (xiv) Resolution No. 12011/04/2002-BCC dated 13/01/2004.
- (xv) Resolution No. 12011/09/2004-BCC dated 16/01/2006 published in the Gazette of India Extraordinary Part I Section I No. 210 dated 16/01/2006.

Shri/Smt./Kum. _____ and/or his family ordinarily reside(s) in the _____
District/Division of _____ State.

This is also to certify that he/she does not belong to the persons/sections (Creamy Layer) mentioned in Column 3 of the Scheduled to the Government of India. Department of Personnel & Training O.M. No. 36012/22/93-Estt. (SCT) dated 08/09/93 which is modified vide OM No. 36033/3/2004 Estt. (Res.) dated 09/03/2004 or the latest notification of the Government of India.

Dated :

District Magistrate/Competent Authority Seal

NOTE:

- a. The Term Ordinarily used here will have the same meaning as in Section 20 of the Representation of the People Act, 1950.
- b. The authorities competent to issue Caste Certificates are indicated below:
 - i. District Magistrate/Additional Magistrate/Collector/Deputy Commissioner/Additional Deputy Commissioner/Deputy Collector/Ist Class Stipendiary Magistrate/Sub-Divisional Magistrate/ Taluka Magistrate/Executive Magistrate/Extra Assistant Commissioner (not below the rank of Ist Class Stipendiary Magistrate.)
 - ii. Chief Presidency Magistrate/Additional Chief Presidency Magistrate/Presidency Magistrate.
 - iii. Revenue Officer not below the rank of Tehsildar.
 - iv. Sub-Divisional Officer of the area where the candidate and/or his family resides.

FORM OF SC/ST CERTIFICATE PRESCRIBED

Form of certificate as prescribed in M.H.A., O.M., No. 42/21/49-N.G.S. dated the 28.1.1952, as revised in Dept. of Per-& A.R. letter No. 36012/6/76-Est. (S.C.T), dated the 29.10.1977, to be produced by candidate belonging to a Scheduled Caste or a Scheduled Tribe in support of his/her claim.

CASTE CERTIFICATE

This is to certify that Shri/Smt./Kum*..... son/daughter*of.....of village/town*.....in district/Division*.....of the State/Union Territory*..... belongs to theCaste/Tribe which is recognised as a Scheduled Caste/Scheduled Tribe* under :

- The Constitution (Scheduled Caste) Order, 1950
- The Constitution (Scheduled Tribe) Order, 1950
- The Constitution (Scheduled Caste) (Union Territories) Order, 1951
- The Constitution (Scheduled Tribe) (Union Territories) Order, 1951

% 1. (as amended by the Scheduled Caste and Scheduled Tribes Lists (Modification) Order, 1956, the Bombay Re-organization Act, 1960, the Punjab Re-organization Act, 1966, the State of Himachal Pradesh Act, 1970 the North Eastern Areas (Re-organization) Act, 1971 and the Scheduled Castes and Scheduled Tribes Orders, (Amendment) Act, 1976). The Constitution (Jammu and Kashmir) Scheduled Caste Order, 1956.

- The Constitution (Andaman and Nicobar Islands) Scheduled Tribes Order, 1959.
- The Constitution (Dadra and Nagar Haveli) Scheduled Caste Order, 1962.
- The Constitution (Dadra and Nagar Haveli) Scheduled Tribes Order, 1962.
- The Constitution (Pondichery) Scheduled Caste Order, 1964
- The Constitution (Uttar Pradesh) (Scheduled Tribes) Order, 1967
- The Constitution (Goa, Daman & Diu) Scheduled Caste Order, 1968.
- The Constitution (Goa, Daman & Diu) Scheduled Tribes Order, 1968.
- The Constitution (Nagaland) Scheduled Tribes Order, 1970.
- The Constitution (Sikkim) Scheduled Caste Order, 1978.
- The Constitution (Sikkim) Scheduled Tribes Order, 1978.

% 2. Applicable in the case of Scheduled Caste/Schedule Tribe persons who have migrated from one State/ Union Territory Administration:

This certificate is issued on the basis of the Scheduled Caste/Scheduled Tribe certificate issued to Shri / Smt*.....father/mother of Shri/Smt/Kum*.....of village/town*..... in District/Division* of the State/Union Territory* who belongs to the.....caste/tribe which is recognised as a Scheduled Caste/Scheduled Tribe* in the State/Union Territory* issued by the (name of prescribed authority) vide their No.....date..... % 3. Shri*/Smt.*/Kum* and/or his/her* family ordinary reside(s) in village/town* of the State/Union Territory of.....
Signature.....

Place

State/Union Territory

**Designation.....

Date

(With seal of Office)

• Please delete the words which are not applicable.

• Please quote specific Presidential Order.

% Delete the paragraph which is not applicable.

** Should be signed by the Authorities empowered to issue Scheduled Caste/Scheduled Tribe certificates as specified above.

Note:-

The information will appear in the website strictly as per time schedule laid down in the Prospectus. Telephonic queries / written requests prior to the scheduled date mentioned in the Prospectus regarding receipt of application, acceptance, hoisting of Admit Cards etc. will not be entertained.

For enquiries relating to Entrance Examination please contact:

Assistant Controller (Exams)
Examination Section
All India Institute of Medical Sciences (AIIMS)
Ansari Nagar, New Delhi -110 608

Tel: 26589900, 26588500 Extn. 4499, 6421, 6422

Fax: 011 2658 8789

www.aiimsexams.org