



# Students Fee Payment System & Operations

**Step By Step Guide**



## AGENDA

1

*Introduction to payment of fee through various modes*

2

*Payment of fee- Offline Mode*

3

*Payment of fee- At any branch of Union Bank of India pan-India*

4

*Payment of fee- Online Mode*

5

*Payment of fee- Any Bank Debit/Credit Card Mode*

6

*Payment of fee- Any Bank Internet Banking Mode*

7

*Mobile Banking Application*

8

*Payment of fee- Mobile Banking Application Mode*



## We are happy to share

Now, students of Kendriya Vidyalayas can make payment of their school fee in the comfort of their Home / Office / Surroundings or at any Branch of **Union Bank of India** pan-India

Students can pay their fee using

Physical Cash Challan at any branch of UBI

Any Bank Debit / Credit Card

Any Bank Internet Banking

Any Bank Mobile Banking Application



## OFFLINE MODE - Payment at any branch of Union Bank Of India

- i. Students can make payment of their School Fee by visiting any of 3750 plus branches of Union Bank of India across the country.
- ii. Students will be required to collect physical cash fee challan in triplicate from their Class Teacher
- iii. Present the challan at any branch of Union Bank of India & deposit the fee in cash.
- iv. Obtain 2 copies of the challan duly acknowledged by the Bank branch with Transaction Number given by the bank.
- v. Student has to retain the Student copy with himself/herself and submit the School copy of the challan to Class Teacher.
- vi. To avoid **Cash Counter Queues** in branches, students can open an account with Union Bank of India & transfer the fee amount instantaneously from their account to KVS Fee Account.



# PAYMENT THROUGH ONLINE MODES

[www.unionbankofindia.co.in](http://www.unionbankofindia.co.in)

The screenshot shows the Union Bank of India website with a browser address bar displaying [www.unionbankofindia.co.in/#](http://www.unionbankofindia.co.in/#). The main banner features a large tree and a cracked pot with a small green plant growing from it. The text on the banner reads: "Realise it with Union Bank's MSE Loans Hassle-free Loans for Micro & Small Businesses". Below this, three blue boxes highlight key features: "Attractive Rate of Interest", "Collateral-free loans upto Rs.100 lakhs under CGTMSE scheme", and "Simple, customer-friendly documentation". A "SHOW" button is visible on the right side of the banner. Below the banner, a line of text states: "Additional free facilities in Union Savings Flexi deposit scheme with Revision in the minimum SB balance & Period of linked term Deposits Bank is associated with the Prime Minister's National".

## QUICK LINKS

- Pradhan Mantri JAN-DHAN Yojana(PMJDY) FAQs
- Mobile Banking
- Online Bill Payments
- Online Donations
- Online Tax Payments
- Online Fees Collection**
- Gold Coin Prices
- Register for NEFT/Income Tax payment through ATM

## THE LATEST

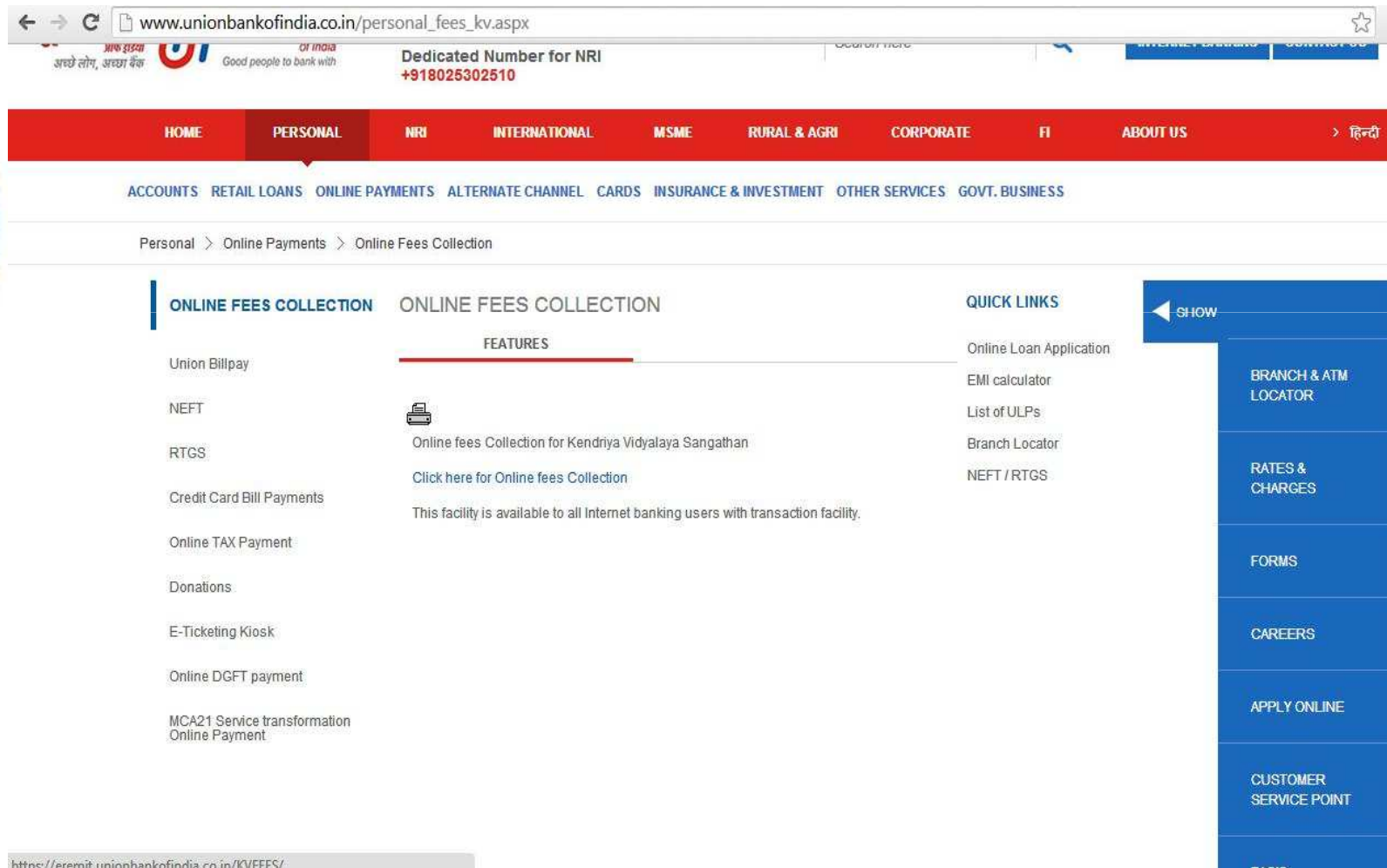
- Union Bank of India launches "Tabulous Banking"
- Union Bank of India won 6 IBA (Indian Bank Association) Technology Awards
- Webcast(Recorded) of Analyst Meet June 2014
- Financial Result Analyst Meet June 2014

## APPLY ONLINE

- HOME LOAN
- EDUCATION LOAN
- CAR LOAN
- LOAN AGAINST PROPERTY
- AGRICULTURE LOAN

# PAYMENT THROUGH ONLINE MODES

Open website of Union Bank of India  
[www.unionbankofindia.co.in](http://www.unionbankofindia.co.in)



The screenshot shows the Union Bank of India website interface. The browser address bar displays [www.unionbankofindia.co.in/personal\\_fees\\_kv.aspx](http://www.unionbankofindia.co.in/personal_fees_kv.aspx). The navigation menu includes HOME, PERSONAL, NRI, INTERNATIONAL, MSME, RURAL & AGRI, CORPORATE, FI, and ABOUT US. A secondary menu lists ACCOUNTS, RETAIL LOANS, ONLINE PAYMENTS, ALTERNATE CHANNEL, CARDS, INSURANCE & INVESTMENT, OTHER SERVICES, and GOVT. BUSINESS. The breadcrumb trail is Personal > Online Payments > Online Fees Collection.

The main content area is titled 'ONLINE FEES COLLECTION' and features a list of services on the left:

- Union Billpay
- NEFT
- RTGS
- Credit Card Bill Payments
- Online TAX Payment
- Donations
- E-Ticketing Kiosk
- Online DGFT payment
- MCA21 Service transformation Online Payment

The central section, 'ONLINE FEES COLLECTION FEATURES', includes a printer icon and the following text:

Online fees Collection for Kendriya Vidyalaya Sangathan  
[Click here for Online fees Collection](#)  
 This facility is available to all Internet banking users with transaction facility.

The right sidebar, 'QUICK LINKS', contains:

- Online Loan Application
- EMI calculator
- List of ULPs
- Branch Locator
- NEFT / RTGS

A vertical menu on the far right, titled 'SHOW', lists:

- BRANCH & ATM LOCATOR
- RATES & CHARGES
- FORMS
- CAREERS
- APPLY ONLINE
- CUSTOMER SERVICE POINT

The URL at the bottom of the page is <https://eremit.unionbankofindia.co.in/KVFEES/>.



OR Open website of Kendriya Vidyalaya Sangathan  
<http://kvsangathan.nic.in>

Log on to [www.kvsangathan.nic.in](http://www.kvsangathan.nic.in)

In the **down menu** you will see **UBI Fee coll.**

Click on that

UBI fee remittance login page will open

Complete the process and pay the fees !

Enter the 15 digit **Unique Identification No** of student , **Date of Birth** along with the system generated variable **Code** as shown below & Click on **SUBMIT**



यूनियन बैंक ऑफ इंडिया  Union Bank of India  
अच्छे लोग, अच्छा बैंक Good people to bank with

11-Oct-2014

  
 केंद्रीय विद्यालय संगठन  
 Welcome to Kendriya Vidyalaya Sangathan Fees Collection System

Student Details	
Student Unique No:*	<input type="text"/>
Date of Birth:*	<input type="text"/>
jsGoqF 	
Enter Text:*	<input type="text"/>
<b>Reset</b>	<b>Submit</b>



Fee details will be populated on your screen as shown below

Enter your **10 digit mobile no. with email ID** & click on **PAY**




**Fees Collection - Windows Internet Explorer**

Address bar: <https://eremit.unionbankofindia.co.in/kvtf> Union Bank of India [IN] Delta Search


File Edit View Favorites Tools Help

Favorites: Fees Collection

---



यूनियन बैंक ऑफ इंडिया  
अच्छे लोग, अच्छा बैंक



Union Bank of India  
Good people to bank with

Welcome to Online Fee Payment System for Kendriya Vidyalaya  
(An autonomous body under MHRD)  
Government of India

---

Student Profile	
Admission No	: 091409114000456
Date of Birth	: 01/07/2010
Class/Section	: 2/A
Student Name	: RD
School Name	: DELHI CANT. NO.1 (SADAR BAZAR)
Category/Minority	: Gen(N)
Student Fund	
Admission Fee	: 0.00
Re Admission Fee	: 0.00
Tution Fee(TF)	: 0.00
Late Fee TF	: 0.00
Differential TF	: 0.00
Library Fine	: 0
Others	: 0.00
Total	: 0.00
Grand Total	: <b>1800.00</b>
Vidyalaya Vikas Midhi Fund	
VVN Fee	: 1500.00
Computer Fund	: 300.00
Computer Science Fee	: 0.00
Late Fee	: 0.00
Others	: 0.00
Total	: 1800.00
Contact Detail	
Mobile No	: <input type="text"/>
e-Mail	: <input type="text"/>
<input type="button" value="Pay"/> <input type="button" value="Back"/>	

Copyright © Union Bank of India

Select any one mode for making fee payment



Debit Cards



Credit Cards



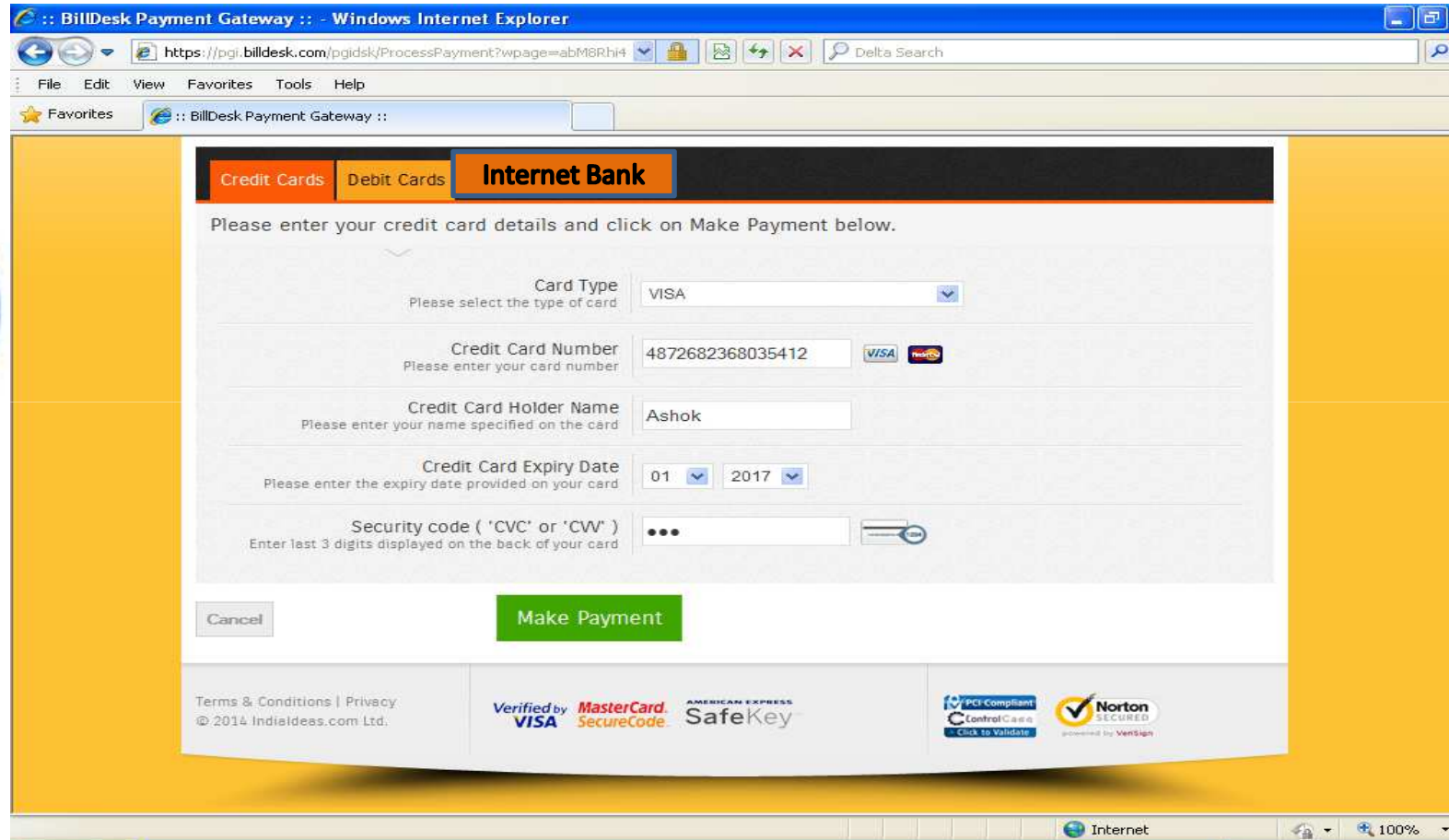
Internet Banking



A screenshot of a Windows Internet Explorer browser window. The address bar shows the URL: https://pgi.billdesk.com/pgidsk/ProcessPayment?wpage=ch7XQEgE. The browser has several tabs open, including 'Fees Collection', 'New Tab', and 'BillDesk Payment Gate...'. The main content area displays the BillDesk logo with the tagline 'All your payments. Single portal.' and the Kendriya Vidyalaya logo. Below this, a table shows 'MERCHANT NAME' as 'Kendriya Vidyalaya Online Fee Collection Module' and 'TRANSACTION AMOUNT' as 'Rs. 1800.00'. There are three tabs for payment methods: 'Credit Cards', 'Debit Card', and 'Internet Bank', with 'Internet Bank' selected. A message says 'Please enter your credit card details and click on Make Payment below.' Below this is a 'Card Type' dropdown menu currently set to '== Credit Cards =='. At the bottom of the form are 'Cancel' and 'Make Payment' buttons. The footer contains various security logos like VISA, MasterCard, American Express, SafeKey, PCI Compliant, and Norton Secured. The browser status bar at the bottom shows 'Done' and 'Internet'.

Select Card Type - VISA or MASTERCARD

Enter Credit /Debit Card Number; Credit/Debit Card Holder's Name;  
Credit/Debit Card Expiry Date; Security Code (3 digits CVV or CVC)



The screenshot shows a web browser window titled "BillDesk Payment Gateway :: - Windows Internet Explorer". The address bar shows the URL "https://pgi.billdesk.com/pgidsk/ProcessPayment?wpage=abM8Rhi4". The page content includes a navigation menu with "Credit Cards", "Debit Cards", and "Internet Bank" (selected). Below the menu, there is a form titled "Please enter your credit card details and click on Make Payment below." with the following fields:

- Card Type: VISA (selected from a dropdown menu)
- Credit Card Number: 4872682368035412 (with VISA and MasterCard logos)
- Credit Card Holder Name: Ashok
- Credit Card Expiry Date: 01 / 2017 (with dropdown menus)
- Security code ( 'CVC' or 'CW' ): ... (with a key icon)

At the bottom of the form, there are "Cancel" and "Make Payment" buttons. The footer of the page includes "Terms & Conditions | Privacy © 2014 IndiaIdeas.com Ltd.", "Verified by VISA MasterCard SecureCode AMERICAN EXPRESS SafeKey", and "PCI Compliant Control Cases Click to Validate" and "Norton SECURED powered by VeriSign".

Click on "Make Payment"

**Note: After successful payment, print the success receipt & keep it with yourself for future references**

## Internet Banking - Screenshot



2 transaction su

Make payment using

Choose your bank

- Central Bank
- HDFC
- ICICI
- IDBI
- ING Vysya bank
- Indian Bank
- Indian Overseas Bank
- IndusInd Bank
- Jammu And Kashmir Bank
- Karnataka Bank
- Karur Vyasa Bank

After you click on 'Pay' button, you will be red  
the payment you will be redirected to [www.a](http://www.a)

pay

## Internet Banking - Screenshot

Retail Signon. - Windows Internet Explorer

http://59.163.35.6/corp/BANKAWAY?Action.ShoppingMall.Login.Init=Y

File Edit View Favorites Tools Help

Retail Signon.

1800 22 22 44 (All-India Toll Free)  
+91-22-25719600 (From abroad)

**Look & Feel of the site has been changed as Bank has migrated to a new Version.**

**Internet Banking Login...**

User ID   \*\*

Login Password   \*\*

Login Clear


**\*\* Virtual Keyboard**

n	b	x	w	g	t	l	h	s	e	8	6	3
c	f	j	r	m	y	u	p	k	7	9	5	
i	v	a	o	d	q	z	2	4	1			
/			@	>	?	-	)	'		0		
"	<	:	+	%	_	\$	]	=		^		
#	{	\	~	.	&	*	(	-	Back Space	Clear	Caps Lock	

**Use of Virtual Keyboard:**  
We recommend to use virtual keyboard always, especially when you are accessing from a public place. Click on the check box beside the text boxes for enabling & using it. [Click here for Help.](#)

**Disclaimer !!**  
: This is only a Payment Channel.  
: Payments once made can not be stopped or reversed.  
: The Bank does not take any responsibility of product delivery or quality.  
: Complaints and refunds must be dealt with respective service provider.

**Security Note:**  
Your user id & password travel in a highly secured SSL mode with 128 bit encryption.

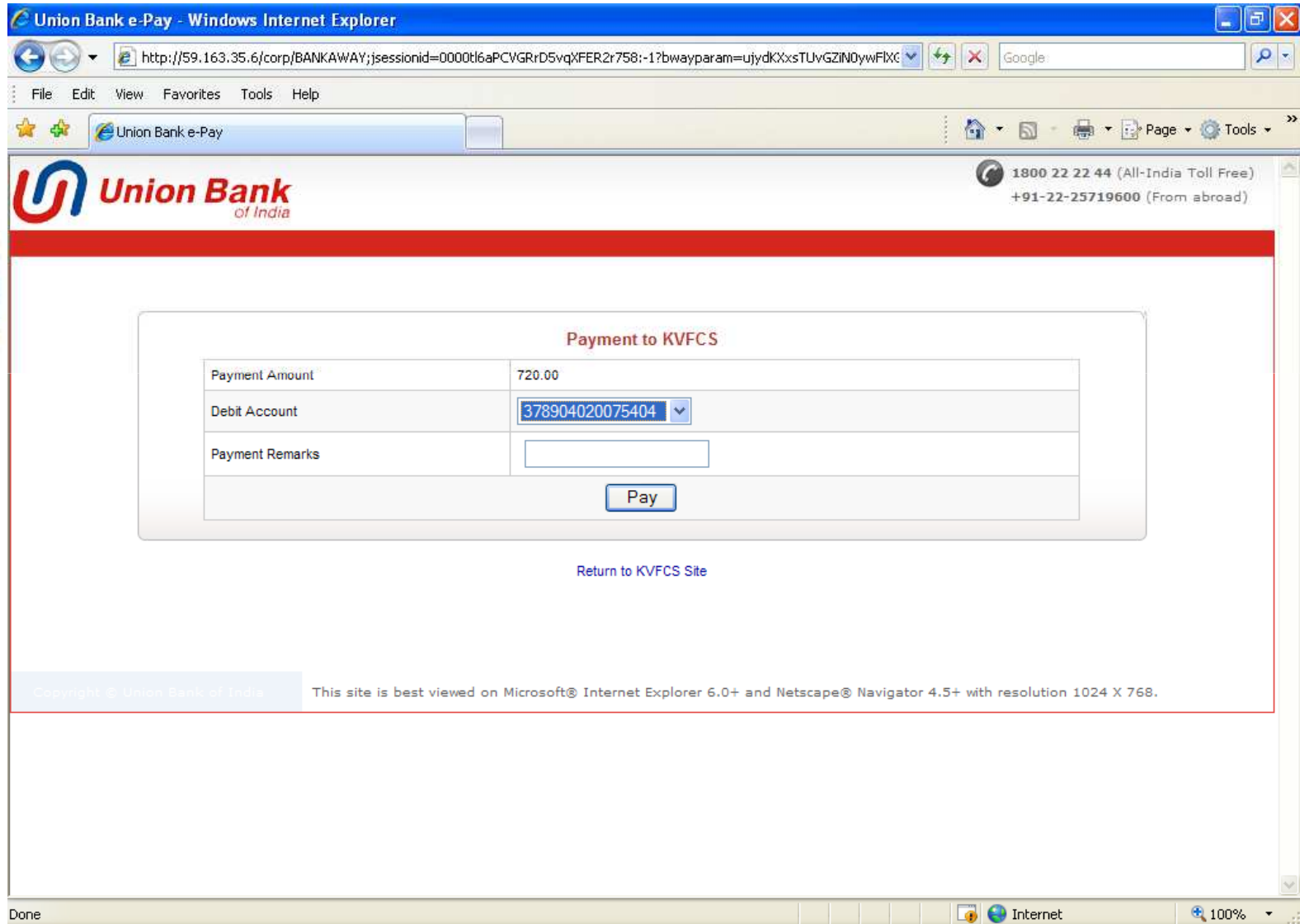


Copyright © Union Bank of India This site is best viewed on Microsoft® Internet Explorer 6.0+ and Netscape® Navigator 4.5+ with resolution 1024 X 768.

Internet 100%



## Internet Banking - Screenshot



Union Bank e-Pay - Windows Internet Explorer

http://59.163.35.6/corp/BANKAWAY;jsessionid=0000t6aPCVGRrD5vqXFER2r758:-1?bwayparam=ujydKXxsTUvGZIN0ywFIXC

File Edit View Favorites Tools Help

Union Bank e-Pay

1800 22 22 44 (All-India Toll Free)  
+91-22-25719600 (From abroad)

### Payment to KVFCs

Payment Amount	720.00
Debit Account	378904020075404
Payment Remarks	

Pay

[Return to KVFCs Site](#)

Copyright © Union Bank of India This site is best viewed on Microsoft® Internet Explorer 6.0+ and Netscape® Navigator 4.5+ with resolution 1024 X 768.

Done Internet 100%



## Internet Banking - Screenshot

The screenshot shows a Windows Internet Explorer browser window displaying the Union Bank of India internet banking authentication page. The browser's address bar shows the URL: `http://59.163.35.6/corp/BANKAWAYTRAN;jsessionid=0000t6aPCVGRrD5vqXFER2r758;-1?bwayparam=rzaMMVxtI6k%3D`. The page features the Union Bank of India logo and a red banner stating: "Look & Feel of the site has been changed as Bank has migrated to a new Version." Below the banner is a "Confirm Transaction !" section with two input fields: "Enter your Id" and "Enter your Transaction Password". Each field has a small icon to its right. Below the input fields are "Validate" and "Cancel" buttons. A blue banner below the buttons contains the text: "\*\*\*\*\* INCASE YOU ARE REDIRECTED TO THIS PAGE AGAIN, PLEASE DONOT GIVE USER ID AND PASSWORD FOR THE SECOND TIME \*\*\*\*\*". At the bottom of the page, there is a copyright notice: "Copyright © Union Bank of India" and a note: "This site is best viewed on Microsoft® Internet Explorer 6.0+ and Netscape® Navigator 4.5+ with resolution 1024 X 768." The browser's status bar at the bottom shows "Done" and "Internet" with a 100% zoom level.





**Payment Receipt** for successful transaction



Windows Internet Explorer window showing a payment receipt page from Union Bank of India.

URL: <https://emid.unionbankofindia.com/kvfees/TxnConfirm.aspx>

Page Title: KV FEES PAYMENT - RECEIPT

Student Unique Identification No.	091439114001267
Name of the Student	RAJATHI RAJA MARTHANDA PRABHU
Father's / Mother's Name	KANNAVIN NINNA VARAGA MOORTHY
KV School & KV Region	RK PURAM SEC 8
Fee Period	Quarter-2 (JUL-SEP)
Transaction Date	27-09-2014 12:34:10
Transaction No.	MUDC3499030949
Tuition Fee	0.00
Late Fee ( Tuition )	
Vidyalaya Vikas Nidhi (VVN)	2.00
Late Fee (VVN)	
Computer Fund/FP	0.00
Library Fine	0.00
Computer Science Fee	0.00
Others (VVN)	0.00
Others (SF)	0.00
Grand Amount/Total	62.00
Bank Name	UDC/03

©2014 Union Bank Of India. | Best viewed in IE 7.0 & above and 1024 x 768 resolution

Windows taskbar: Done, Internet | Protected Mode: On, 115%, 12:38 PM, 9/27/2014

## PAYMENT THROUGH MOBILE BANKING

- **Mobile Banking** works on **Immediate Payment System (IMPS)** i.e. it transfers the funds instantaneously & on 24\*7 basis.
- **IMPS** also works on holidays.
- Bank will issue a **Virtual Mobile Number** to KVS.
- Bank will issue a **7 digit Mobile Money Identifier (MMID) number** to KVS.
- Parents/Students having Mobile Banking application can make payment of quarterly school fee.
- **Instant credit to KVS Fee account.**
- **Message will be received after successful payment.**
- **Receipt can be generated through internet after making payment of fee through Mobile Banking.**



## Process Flow- MOBILE BANKING



Open  
Mobile  
Banking  
App in your  
Smartphone

Go to IMPS-  
P2M option

Enter your mPIN

Enter KVS Virtual  
Mobile No. & 7 digit  
KVS MMID

Enter Exact Fee  
amount & your  
UID in ref &  
click on SUBMIT



# Thank You !