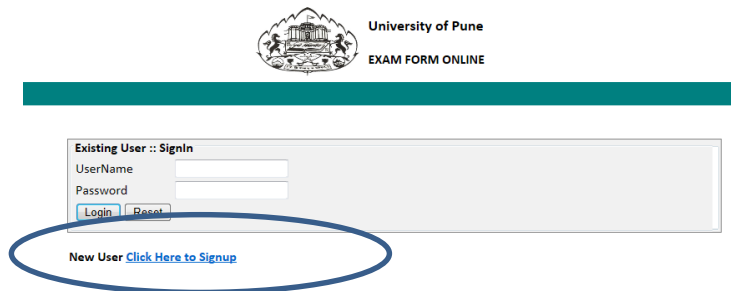


1. All Students applying for exam Form have to create his/her account by clicking on [Click here to Sign Up](#) Link.

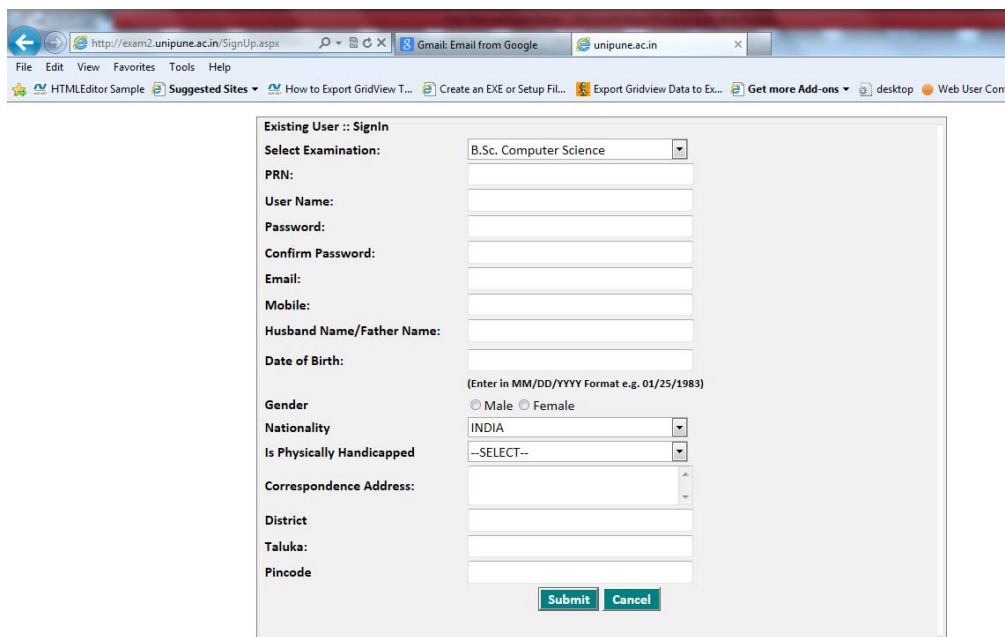


University of Pune
EXAM FORM ONLINE

Existing User :: SignIn
UserName
Password
Login Reset

New User [Click Here to Signup](#)

2. On clicking You will be get redirected to **SignUp** page as shown below:

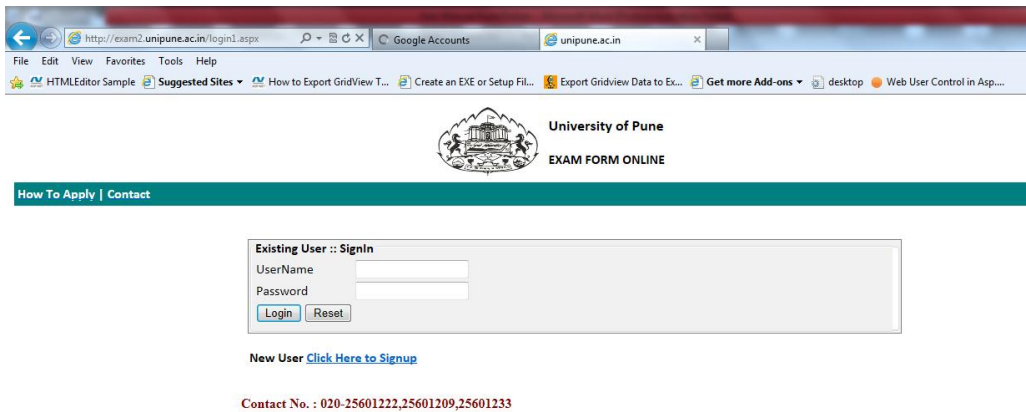


Existing User :: SignIn
Select Examination: B.Sc. Computer Science
PRN:
User Name:
Password:
Confirm Password:
Email:
Mobile:
Husband Name/Father Name:
Date of Birth: (Enter in MM/DD/YYYY Format e.g. 01/25/1983)
Gender: Male Female
Nationality: INDIA
Is Physically Handicapped: --SELECT--
Correspondence Address:
District:
Taluka:
Pincode:
Submit Cancel


Field Information as follows:

- Select Examination: Please select the correct examination for which you wants to apply.
- PRN: Student can find the PRN on their Mark sheets of last SEMESTER appeared. It is very important to enter correct PRN for application of Exam Form.
- Username: Please choose any username which will be treated as account name during entire process of online form application.
- Password & Confirm Password: Student can enter password and in Confirm password textbox user have to type same password as in password field.
- Email: In Email Field student must enter a valid Email Id so that University can send the information to students related to exams & student related circulars. Your username and password will be emailed to you on this email ID for your further reference.
- Mobile: In Mobile No. field please enter 10 digit valid mobile number. University may also send some important notification on this mobile through SMS.

- Husband/Father Name: Please enter your Father name and Female Married candidate can enter their Husband Name.
 - Date of Birth: Please enter Date of Birth in MM/DD/YYYY Format.
 - Physically Disabled candidate can select the disability type.
 - Correspondence Address: Student must enter their Address in the fields given. Please note that all communication from University will be done on this address.
3. After filling the details, Student should click on **Submit Button**. On clicking you will be redirected to **Login Page** As shown below:



4. Enter your Username and Password and click on login Button .



On clicking login: Click on **“Apply For Exam Form Online”**.

After clicking the link, Prefilled Examination form will get appeared on screen with your Name and College. If you find Name is incorrect, kindly check the PRN no entered.

College : FERGUSSON COLLEGE 0002
 Name : TIDAKE AJIT DILIP
 Mother : RANJANA
 Father : rd
 PRNo : 1100902320
 Address : pas g g 5
 Category : --SELECT--
 Sports Activities : --SELECT-- enter other
 Fee Exemption : --SELECT--
 Physical Handicapped : --SELECT--
 Eligibility No. :
 Previous Exam Year : --SELECT-- Previous Exam Month : --SELECT--
 Previous Exam Seatno :

Semester	Subject Code	Subject Name	Internal	External	Grade
1	21212	MTC-212 NUMERICAL ANALYSIS	<input type="checkbox"/>	<input checked="" type="checkbox"/>	<input type="checkbox"/>
1	21311	ELC-211 MICROPROCESSOR ARCHITECTURE & PROG.	<input type="checkbox"/>	<input checked="" type="checkbox"/>	<input type="checkbox"/>
2	22111	CS 221 OBJ.ORIENTED CONCEPTS & PROG.IN C++	<input type="checkbox"/>	<input checked="" type="checkbox"/>	<input type="checkbox"/>
2	22113	CS 223 PRACTICALS (COMP.SC.LAB COURSE I)	<input type="checkbox"/>	<input checked="" type="checkbox"/>	<input type="checkbox"/>
2	22212	MTC 222 OPERATIONS RESEARCH (PAPER II)	<input type="checkbox"/>	<input checked="" type="checkbox"/>	<input type="checkbox"/>
2	22213	MTC 223 PRACTICAL MATHEMATICS	<input type="checkbox"/>	<input checked="" type="checkbox"/>	<input type="checkbox"/>
2	22311	ELC 221 MICROCONTROLLER & EMBEDDED SYSTEMS	<input type="checkbox"/>	<input checked="" type="checkbox"/>	<input type="checkbox"/>
2	22313	ELC 223 PRACTICAL (ELECTRONICS)	<input type="checkbox"/>	<input checked="" type="checkbox"/>	<input type="checkbox"/>

Submit Reset

Please enter Category of reservation, sports Activity details (if applicable), Select Fee Exemption Category (if eligible) in the Application form.

Please Enter Your Eligibility Number (Unipune ID) provided by University of Pune. You can get this number from your college.

All Subjects applicable to you will get listed on the form, these subjects includes both Compulsory and Backlog subjects (if there).

If you don't want to appear for any backlog subject, kindly remove the checkbox in front of subject.

If you not find any subject appeared in the list, kindly contact on 020-25601229

Click on **Submit** button. You will get redirected to previous page, from where you can **Print** the Application form by clicking on "**Print Exam Form**" Button. Your computer must have Acrobat Pdf reader with version 8.0 onwards to view/print the file.

Take 2 prints of application form and submit it to college along with Examination Fee. Keep one copy with you for your reference.