

UNIVERSITY OF PUNE



Eligibility Online

User Manual Of BCUD Online Process

About Eligibility.....	3
How to login.....	4
Steps for eligibility form.....	7
Download eligibility form.....	7
Download eligibility excel sheet.....	7
Confirm intake.....	8
Upload excel sheet.....	10
Accept excel.....	13
Challan.....	15
Print List and Challan.....	17
Eligibility number for examination.....	19
Delete Excel.....	20

How To Login

1. Visit BCUD Online i.e. bcud.unipune.ac.in

The screenshot shows the BCUD Online website interface. At the top, there is a header with the University of Pune logo and name in English and Marathi, and the BCUD ONLINE logo. Below the header is a navigation menu with links: Home, Students, Colleges & Institutes, Teachers, Contact Us, and Login. The Login link is highlighted with a red arrow. The main content area features a welcome message, a profile of Prof. (Dr.) W.N. Gade, Vice-Chancellor, and a section titled "Online Services offered by BCUD online" with four columns of services: For Colleges/ institutes, For Teachers, For Students, and OTHER.

UNIVERSITY OF PUNE
पुणे विद्यापीठ
यः क्लियावान् स पण्डितः

BCUD ONLINE
Board of College & University Development

Home Students Colleges & Institutes Teachers Contact Us **Login**

Welcome to BCUD.
Board of College & University Development, University of Pune

Prof.(Dr.) W.N. Gade
Vice-Chancellor
"In the era of globalization Higher Education has to face many challenges. Also, Indian Universities would have to compete at international level. On this background it is essential that "

Recent Updates

Online Services offered by BCUD online

For Colleges/ institutes	For Teachers	For Students	OTHER
<ul style="list-style-type: none">• Affiliation Online• Eligibility Online• Exam Revaluation	<ul style="list-style-type: none">• Teacher Profile• Research Online	<ul style="list-style-type: none">• Migration Online• Exam Revaluation Online• Certificate Online	<ul style="list-style-type: none">• College /Course Search• Suggestions• Teacher/Principal Biodata

1. Click on **Eligibility Online**
2. Click on **Login** which is on the right side corner

UNIVERSITY OF PUNE
पुणे विद्यापीठ
यः कियवान् स पण्डितः

BCUD ONLINE
Board of College & University Development

Home Students Colleges & Institutes Teachers Contact Us **Login**

Eligibility
About
Online Process

Eligibility

Principals of affiliated colleges, Directors of recognized institutions and Heads of University Departments shall take the responsibility of doing all the work related to eligibility of students admitted by them to various courses of the University in their respective colleges/institutions/University Departments.

Eligibility certificate is the first document which enables the students to get admission to the chosen course in the College & Institutes under University Jurisdiction. In the interests of the students as well as in the academic interests of the University, it is necessary that the process of issuing eligibility certificate should be completed expeditiously. If such process is delayed or remains faulty due to any reason, students and along with them all other concerned have to suffer.

Money spent by the students and their valuable years are wasted. To avoid such eventuality or at least to minimize the same, it is necessary that this process should be completed very carefully, cautiously and with speed. The Heads of University departments/the Principals of colleges as well as Directors of recognized Institutes are requested to note carefully the following instructions for this purpose :

[Eligibility Terms and Conditions](#)

Contact

Mrs. S.R. Bhoje
Deputy Registrar,
Eligibility Section
Phone no. 020-25601266

Contact Us : **Email:bcudsupport@pun.unipune.ac.in** **Phone:020-25601388** *This is for website related queries Only*

Click on For **College Users**.

UNIVERSITY OF PUNE
पुणे विद्यापीठ
यः कियवान् स पण्डितः

BCUD ONLINE
Board of College & University Development

Home Students Colleges & Institutes Teachers Contact Us **Login**

For College Users
For Process Like Affiliation , Eligibility Click here

For University Departments
For University department Users click here

For Teachers
For teachers ...Login Now !!

For Students
For Students Applying for Migration Click here

Enter your college's username password which has been used for Affiliation /eligibility processes



PUN
PUNE UNIVERSITY NETWORK



UNIVERSITY OF PUNE
पुणे विद्यापीठ
यः कुर्यादान् स पण्डितः

BCUD ONLINE
Board of College &
University Development

Home Students Colleges & Institutes Teachers Contact Us Login

Welcome College Users

Read This

Dear User,
Welcome to PUN - 'Pune University Network' (Formerly referred as Triple Connectivity). As one of the offering of PUN, you are using BCUD Online services from last three academic years.

As a unique identity for the communication in BCUD processes, we are assigning the **Unipune ID for each affiliated entity**. The Unipune ID shall be used by manual and automated systems. Henceforth mention the Unipune ID during electronic and manual communication to BCUD Office.
We have also generated **new User IDs and passwords** to access BCUD online system.

These new user id and passwords have been mailed to your College/Institute /Research institute by letter number **BCUD/73** Dated **27th June 2011**. Please use the new usernames and passwords to access BCUD online system.
From here onwards old usernames and passwords of BCUD online have been discontinued.
IF you have trouble regarding

- Accessing BCUD online with new usernames and password
- Need additional information

Contact Us : **Email:bcudsupport@pun.unipune.ac.in** **Phone:020-25601388** This

If you haven't received letter yet please give a formal letter with subject line in letter as **"Request for UNIPUNE ID AND PASSWORD"**. Letter should be addressed to **Deputy Registrar, Academic Section**

Login

User Name

Password

Login

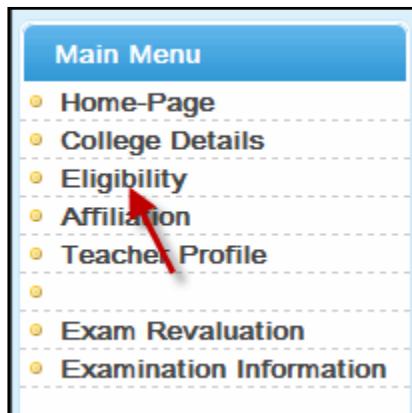
College - Forgot Password ?



Web Mail
Login here

Steps For Eligibility Form


Click on **Eligibility** menu after login to go to eligibility main page



Download Eligibility Form

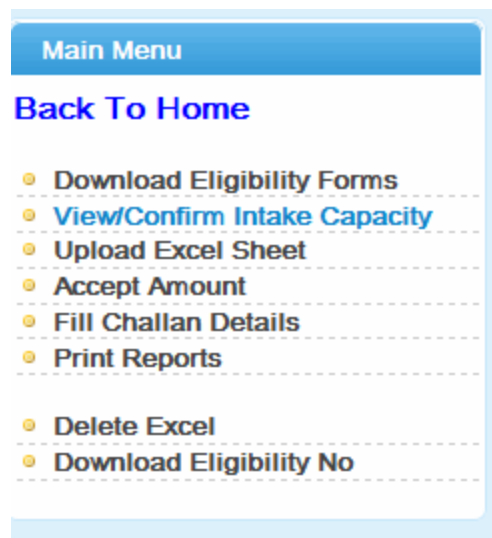
Click on **Download** link to download appropriate forms

Click on **Download** Excel Sheets for downloading excel sheet.

Download Eligibility forms / Data Entry Excel file	
Form 1: For Undergraduate Courses	Download
Form 2: For PostGraduate Courses/PH.D./M.Phil.	Download
 Download Excel Sheets	
 Please Click Here to download the Excel File for Academic year 2012-2013 !!	

Confirm Intake

Click on **View / Confirm Intake Capacity**



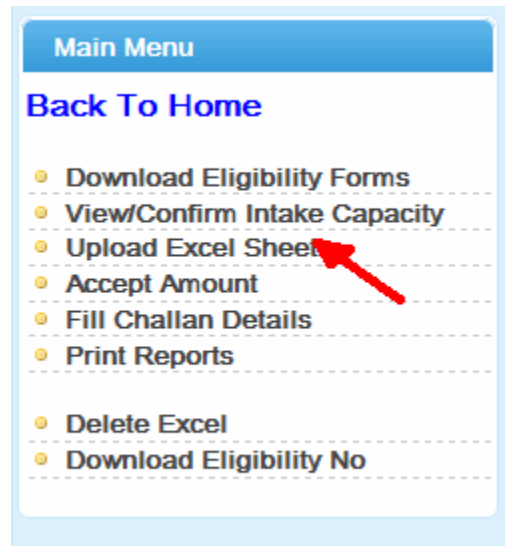
1. Intake is one time entry.
2. Intake is as per the last academic year for updating additional intake please contact BCUD support/Affiliation section.
3. Carry Forwarded Intake- The intake is carry forwarded from last academic year.
4. New Intake- For new intake contact BCUD support/Affiliation section.
5. Additional intake /GOI Nominee / J & K- For additional intake contact BCUD support/Affiliation section.
6. If the additional intake is more than 10 % produce a letter to Affiliation section for approval. It is also applicable for J & K.

Click on **Confirm** after checking Intake capacity for granted and non granted divisions

Intake Capacity of various Courses										
Faculty	Course Type	Course	Granted Divisions	Granted Intake	Non-Granted Divisions	Non-Granted Intake	Second Shift	Add. Intake	Tot. Intake	
Engineering	B.E.	B.E. (Chemical)	0	100	2	100	0	+ 0	= 200	Confirm
Engineering	B.E.	B.E. (Civil)	0	60	1	60	0	+ 0	= 60	Confirm
Engineering	B.E.	B.E. (Computer)	0	60	1	60	0	+ 0	= 0	Confirm
Engineering	B.E.	B.E. (Electrical Sandwich)	0	80	8	80	0	+ 0	= 0	Confirm
Engineering	B.E.	B.E. (Electrical)	0	60	1	60	0	+ 0	= 60	Confirm
Engineering	B.E.	B.E. (Information Technology)	0	10	1	10	0	+ 0	= 0	Confirm
Engineering	B.Tech.	Civil Engineering	0	20	5	20	0	+ 0	= 0	Confirm
Engineering	Part Time Degree Course in Engineering	Part-Time Degree Course in Engg. (Civil)	0	20	1	20	0	+ 0	= 0	Confirm
Engineering	B.Tech.	B.Tech. Biotechnology	0	10	5	10	0	+ 0	= 0	Confirm
Engineering	B.E.	B.E. (Petroleum)	0	60	2	60	0	+ 0	= 0	Confirm
Engineering	B.E.	B.E. (Polymer)	0	60	2	60	0	+ 0	= 0	Confirm
Engineering	B.E.	B.E. (Production)	0	60	1	60	0	+ 0	= 0	Confirm
Engineering	B.E.	B.E. Sugar Technology	0	60	1	60	0	+ 0	= 0	Confirm
Engineering	B.E.	B.E. (Petro Chemical)	0	60	1	60	0	+ 0	= 0	Confirm
Engineering	M.C.A	M.C.A	0	80	5	80	0	+ 0	= 400	Confirm
Engineering	M.E.	M.E. (Electronics) Embedded System & VLSI Design	0	100	2	100	0	+ 0	= 0	Confirm
Engineering	M.B.A	M.B.A	1	60	1	60	0	+ 0	= 0	Confirm
Engineering	M.Tech.	M.Tech. Civil - Structural	0	3	1	3	0	+ 0	= 0	Confirm
Engineering	P.G. Dillpoma	P.G. Diploma in Fire Protection	0	40	2	40	0	+ 0	= 0	Confirm
Engineering	Ph.D.	(Ph.D.)Computer	0	10	1	10	0	+ 0	= 0	Confirm
Engineering	Ph.D.	(Ph.D.)Informatton Technology	0	60	2	60	0	+ 0	= 0	Confirm

Upload Forms

Click on **Upload Forms** to upload the excel sheet.



Click **Add by Excel** to upload students records through excel sheet.

Add Excel Sheets of students			
Course Name	Total Intake	Total students (First Yr.)	Add records in bulk
M.C.A.	400	0	Add by Excel
B.E. (Electrical)	60	0	Add by Excel
B.E. (Civil)	60	0	Add by Excel
B.E. (Chemical)	200	0	Add by Excel

Select division type from the dropdown e.g. Granted, Non-Granted.

Select Year for which eligibility is in process. E.g. First year, Second Year

Select appropriate excel sheet for uploading.

Click on **Read** button for uploading the sheet with student records.

Students Entry from Excel sheet

Upload Student List

As per new guidelines **separate excel sheets** need to be uploaded for

1. Granted students
2. Non Granted students
3. 2nd Shift students
4. Additional intake students

So please select which type of excel file of students you are uploading

[Back](#)

Academic year	:	2012-2013	
Name of the College or institute	:	our Test College	
Course	:	M.C.A	
Intake capacity	:	400	
Previously added students for this course	:	351	
Remaining Intake for this course	:	49	
Year	:	<input type="text" value="First Year"/>	
Upload excel file	:	C:\Users\Subhash\Desktop	<input type="button" value="Browse..."/>

Click on **Save Above 1 records** for saving record or **Discard all records** for not saving record.

This has been done before the addition of amount.

Showing Correct 1 record(s) per page from excel sheet, out of 1 records

Sr.No.	FName	MName	LName	Mother Name	Date of birth	Sex	Category	Is Creamy Layer	College name	Qualification
1	PRITAM	SURESH	SINALKAR	SHARADA	12/25/1992	F	OBC	N	Maharashtra Board	H.S.C

Showing Faulty 0 records per page from excel sheet, out of 0 records

Save Above 1 records Discard all records

Click on **Accept Amount**.

Main Menu

- Back To Details
- Download Eligibility No
- Download Eligibility Forms
- Fill Intake Capacity
- Add Forms
- Accept Amount
- Fill Charan Details
- Print Reports
- Delete Excel

Once amount is accepted, you cannot be able to delete the excel sheet. Click on OK if you want to accept the amount.

Sr No.	Name	MH/Non-MH	EligiFees Maha	EligiFees NonMaha	Late Fees	Addi. LateFees	Super LateFees
1	S S S	NON-MH	000.00	180.00	00.00	000.00	000.00

1 - Students

Fees Structure

Total Eligibility Fees : 180.00 /-
 Total Late Fees : 0.00 /-
 Total Additional Late fees : 0.00 /-
 Total Super Late fees : 0.00 /-

Are you sure!!!
 Once you accept the amount you will not able to delete these excel sheets?
 तुम्ही accept amount केल्यानंतर Excel sheet डिलीट करू शकणार नाही..मान्य असल्यास Ok बटण क्लिक करा अन्यथा Cancel बटण क्लिक करा...

For 1 - Students

Don't Accept

OK Cancel

Select Information from dropdown and click on **Show** button.

Information regarding admitted (Eligible) students

Verify Student List And Accept For Confirm List

Select Faculty :

Select Faculty Course :

Select Courses/Branch :

Select Year :

- Select Faculty- Select faculty from given drop box.
- Select Faculty Course- Select the course from that faculty.
- Select Course / Branch- Select course or branch of faculty.
- Select Year- Select the academic year.

After clicking show button it displays following information.

List Of Excel Sheets

Excel No
ET00017435

List Of Students

Sr No.	Name	MH/Non-MH	EligiFees Maha	EligiFees NonMaha	Late Fees	Addi. LateFees	Super LateFees
1	SINALKAR PRITAM SURESH	MH	120.00	000.00	00.00	000.00	000.00

Accept Excel

Click on **I Accept** to save the fees record or **Dont Accept** to discard the record

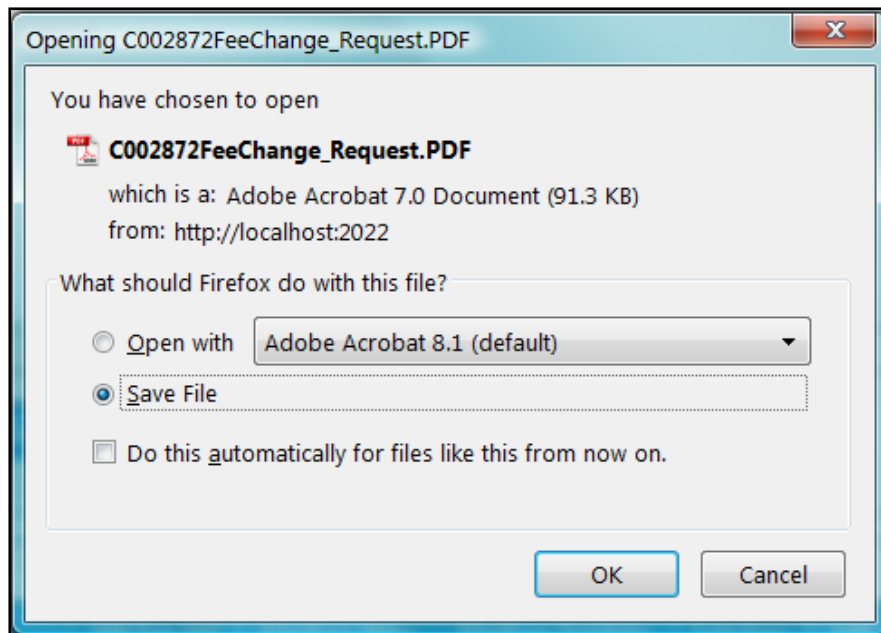
1 - Students

Fees Structure

Total Eligibility Fees : 120.00 / -
 Total Late Fees : 0.00 / -
 Total Additional Late fees : 0.00 / -
 Total Super Late fees : 0.00 / -
 Total Form fees : 50.00 / -
Gross Total : 170.00 / -

For 1 - Students

If you click on **Dont Accept** download the report and submit it to the Eligibility Department.



Dont Accept Pdf, fill reason for the correction in it.
Fill the form for the reason for correction in the fees.

To
Deputy Registrar,
Eligibility Section,
BCUD, Pune University -007

Subject: Request for fees correction in Eligibility Online

Reason for correction request:

College Name : our test organization our Test College sangmesh
Addr: latur
Ta: Pune (corporation Area) Dist: Pune

College Code : C002872

Course Name : B.E. (Civil)

Excel ID	Uploaded Time	Eligi. Fees	Late Fees	Addl. Late Fees	Form fees
ET00017362	Jun 20 2012 12:55:35:543PM	120.0000	0.0000	0.0000	50.00
Total Fees		120.0000	0.0000	0.0000	50

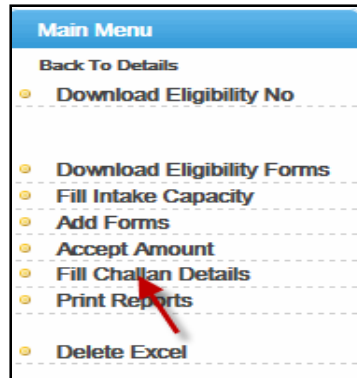
Thank You

Yours Faithfully

Principal/ Director

Challan

Click on **Fill Challan** Details.



Select appropriate record by checking a check box in the last column. User can select multiple checkboxes for multiple transactions.

Fillup Challan - Details 2012-2013

Add Transactions For Challan

Transaction ID	Course Name	No.of Student	Fees	<input type="checkbox"/> Select All
T001	M.C.A.	0	0.0000	<input type="checkbox"/> Add
T0012	(Ph.D.)Computer	234	39780.0000	<input checked="" type="checkbox"/> Add
T002	B.E. (Electrical Sandwich)	0	0.0000	<input type="checkbox"/> Add
T003	Part-Time Degree Course in Engg.(Civil)	0	0.0000	<input type="checkbox"/> Add
T004	P.G. Diploma in Fire Protection	0	0.0000	<input type="checkbox"/> Add
T005	M.B.A.	0	0.0000	<input type="checkbox"/> Add
T006	(Ph.D.)Computer	0	0.0000	<input type="checkbox"/> Add

Click on **Add Challan** button.

This will give you total of all amount.

Add Challan Details

Challan Total Amount : 39780 Rs.

Select Bank Type : Bank of Maharashtra HDFC Bank

Select bank by clicking radio button and then click on **Submit** button.

Successful transaction displays result as follows.

Fillup Challan - Details 2012-2013

Add Transactions For Challan

Transaction ID	Course Name	No.of Student	Fees	<input type="checkbox"/> Select All
T001	M.C.A.	0	0.0000	<input type="checkbox"/> Add
T002	B.E. (Electrical Sandwich)	0	0.0000	<input type="checkbox"/> Add
T003	Part-Time Degree Course in Engg.(Civil)	0	0.0000	<input type="checkbox"/> Add
T004	P.G. Diploma in Fire Protection	0	0.0000	<input type="checkbox"/> Add
T005	M.B.A.	0	0.0000	<input type="checkbox"/> Add
T006	(Ph.D.)Computer	0	0.0000	<input type="checkbox"/> Add

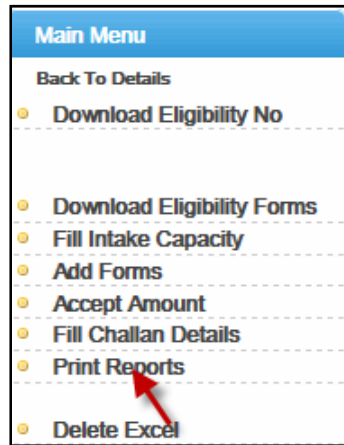
Add Challan

Reset All

✓ Challan Created Successfully

Print List and challan

Click on **Print Reports**.



Click on **Transaction Details** for getting transaction information.

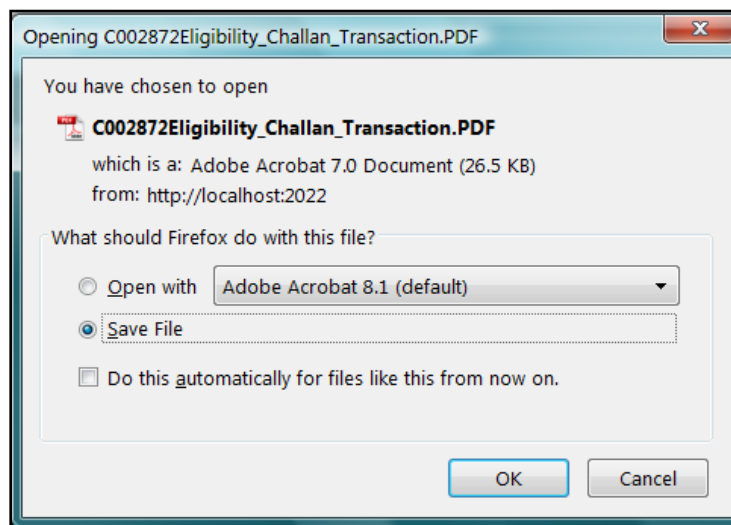
Click on **PrintChallan** for printing challan of particular transaction.

Print Transaction - Details

Transaction Details

Challan No	Instrument Type	Bank Name	Branch Name	Date	Transaction Details	Print Challan
12270000201	Challan	HDFC Bank		15 Jun 2012	Transaction Details	PrintChallan
12270000217	Challan	Bank of Maharashtra		15 Jun 2012	Transaction Details	PrintChallan
12270000229	Challan	HDFC Bank		15 Jun 2012	Transaction Details	PrintChallan
12270000238	Challan	Bank of Maharashtra		15 Jun 2012	Transaction Details	PrintChallan
12270000240	Challan	HDFC Bank		15 Jun 2012	Transaction Details	PrintChallan
12270000255	Challan	HDFC Bank		16 Jun 2012	Transaction Details	PrintChallan
12270000264	Challan	HDFC Bank		16 Jun 2012	Transaction Details	PrintChallan

Save challan and take a print out it for further process.



Sample Challan



University of Pune

Ganeshkhind, Pune-411 007.

Eligibility Challan



Challan No. : 12270000201

University Copy

Bank Name : HDFC Bank

Name of College:

our test organization our Test College
Addr: aa
Ta: Pune (corporation Area) Dist: Pune [testeng]

Total Amount : 170.00

Rs.(In words) : One Hundred Seventy rupees only

Fee Type	Amount (Rs.)
Eligibility	170.00

This receipt is valid subject to realization of the payment instrument.

----- Cut here -----



University of Pune
Ganeshkhind, Pune-411 007.

College Copy

Bank Name : HDFC Bank



Challan No. : 12270000201

Name of College:

our test organization our Test College
Addr: aa
Ta: Pune (corporation Area) Dist: Pune [testeng]

Total Amount : 170.00

Rs.(In words) : One Hundred Seventy rupees only

Fee Type	Amount (Rs.)
Eligibility	170.00

This receipt is valid subject to realization of the payment instrument.

----- Cut here -----



University of Pune
Ganeshkhind, Pune-411 007.

Bank Copy

Bank Name : HDFC Bank

HDFC A/C Code: UNIPUNE

Name of A/C Holder :
Registrar University of Pune, Pune-7.

Total Amount Rs. : 170

Rs.(In words) : One Hundred
Seventy rupees only

Name of College:

our test organization our Test College
Addr: aa
Ta: Pune (corporation Area) Dist: Pune

Mode of payment:

Details: _____

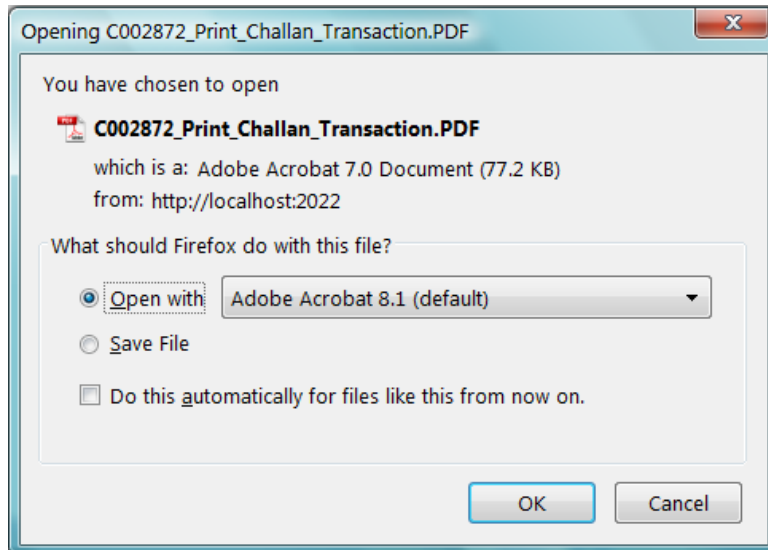
Recvd. By

Deposited By

Click on **Student list** for getting student list which is uploaded for eligibility.

Transaction Details For Students				
Challan No	Instrument Type	Transaction No	Date	Print Student List
12270000264	Challan	T0012	16/06/2012 17:21:16	Student list

Save Student list for eligibility.



After printing challan the eligibility number for examination will be generated.

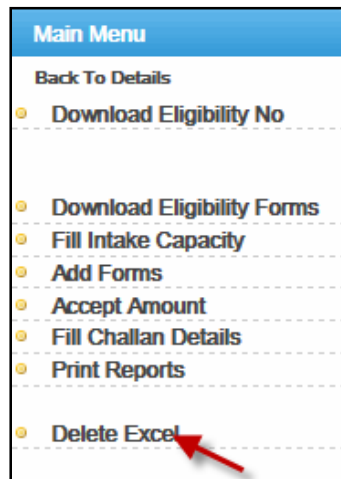
Sample Transaction Student List

Student List												
Sr. No.	Name	Name of the Qualified Exam	Board / University and State	% of Marks	Seat No.	Year of Passing	Eligibility Fees		Form Fee	Late Fee	Additional Late Fee	Total
							MH.	Non-MH				
1	Adhav Rameshwar Namadev	HSC	MSBTE	66	P039002	Feb/2011	120.00	0.00	50.00	0.00	0.00	170.00
2	Adhav Rameshwar Namadev	HSC	MSBTE	66	P039002	Feb/2011	120.00	0.00	50.00	0.00	0.00	170.00
3	Adhav Rameshwar Namadev	HSC	MSBTE	66	P039002	Feb/2011	120.00	0.00	50.00	0.00	0.00	170.00
4	Ansari Danish Tanveer Shakeel Ahmand	HSC	MSBTE	67.83	S011303	Feb/2011	120.00	0.00	50.00	0.00	0.00	170.00
5	Ansari Danish Tanveer Shakeel Ahmand	HSC	MSBTE	67.83	S011303	Feb/2011	120.00	0.00	50.00	0.00	0.00	170.00
6	Ansari Danish Tanveer Shakeel Ahmand	HSC	MSBTE	67.83	S011303	Feb/2011	120.00	0.00	50.00	0.00	0.00	170.00
7	Bahot Rahul Rajendra	HSC	MSBTE	54.83	S009321	Feb/2011	120.00	0.00	50.00	0.00	0.00	170.00
8	Bahot Rahul Rajendra	HSC	MSBTE	54.83	S009321	Feb/2011	120.00	0.00	50.00	0.00	0.00	170.00
9	Bahot Rahul Rajendra	HSC	MSBTE	54.83	S009321	Feb/2011	120.00	0.00	50.00	0.00	0.00	170.00
10	Bankar Kishor Balasabeb	HSC	MSBTE	53	S012920	Feb/2011	120.00	0.00	50.00	0.00	0.00	170.00
11	Bankar Kishor Balasabeb	HSC	MSBTE	53	S012920	Feb/2011	120.00	0.00	50.00	0.00	0.00	170.00
12	Bankar Kishor Balasabeb	HSC	MSBTE	53	S012920	Feb/2011	120.00	0.00	50.00	0.00	0.00	170.00
13	Bansode Samarth Pandurang	HSC	MSBTE	58	P043834	Feb/2011	120.00	0.00	50.00	0.00	0.00	170.00
14	Bansode Samarth Pandurang	HSC	MSBTE	58	P043834	Feb/2011	120.00	0.00	50.00	0.00	0.00	170.00
15	Bansode Samarth Pandurang	HSC	MSBTE	58	P043834	Feb/2011	120.00	0.00	50.00	0.00	0.00	170.00
16	Beldar Tushar Tatyasaheb	HSC	MSBTE	52.5	P039930	Feb/2011	120.00	0.00	50.00	0.00	0.00	170.00

Delete Excel

Excel sheet will be removed or deleted before accepting amount.

Click on **Delete Excel** for deleting excel sheets.



Select excel sheet by inserting parameters through dropdown.

Click on **Show** button.

Remove /Delete Excel Files

Select Your Previous Excel Sheet

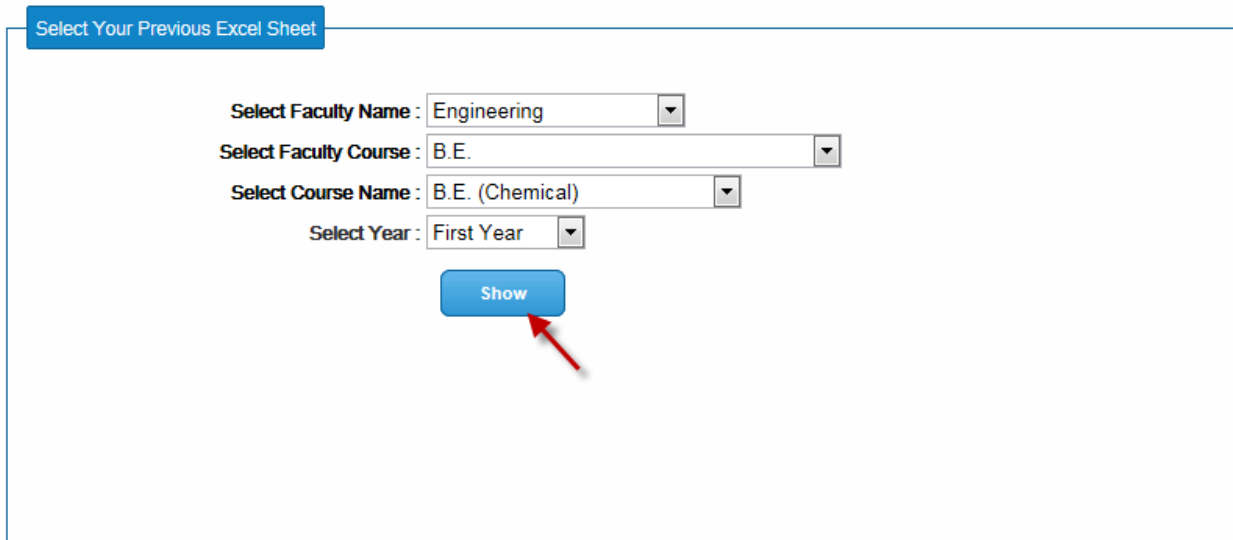
Select Faculty Name : Engineering

Select Faculty Course : B.E.

Select Course Name : B.E. (Chemical)

Select Year : First Year

Show

A screenshot of a web form titled "Remove /Delete Excel Files". The form is enclosed in a blue border. At the top left, there is a blue button labeled "Select Your Previous Excel Sheet". Below this, there are four dropdown menus: "Select Faculty Name" (Engineering), "Select Faculty Course" (B.E.), "Select Course Name" (B.E. (Chemical)), and "Select Year" (First Year). Below the dropdowns is a blue button labeled "Show". A red arrow points to the "Show" button.

Click on **View Details** for getting list of students.

Click **Remove/Delete** for deleting excel sheet from record.

Date	Excel No	View	Remove / Delete
14 Jun 2012	ET00017422	View Details	Remove / Delete

List of student after clicking View Details link

F Name	M Name	L Name	DOB	Hsc Seat No
PRAVIN	PRALHAD	DARADE	01-11-1993	P052242
GANESH	SAJAN	PAITHANKAR	03-10-1992	627187
SANDESH	DIPAK	NIKAM	02-05-1993	S007488
NIKHILKUMAR	BRAJKISHORE	PANDEY	05-01-1994	M021440
GOKUL	WALMIK	PAWAR	11-08-1993	S009324
RAVINDRA	BHASKAR	NIKAM	08-03-1993	S014211
YOGESH	YADAV	LAWARE	14-10-1992	P043718
SURAJ	RAJENDRA	PATIL	15-12-1992	M019512
SAGAR	SURESH	MORE	22-05-1992	P042448
MOSIN	RAFIK	SHAH	29-12-1992	S011538
LAXMIKANT	RAJENDRA	KHANAPURE	18-07-1993	S008675
AJAY	TULSHIRAM	KSHIRSAGAR	15-09-1993	M011020
SATISH	BAPU	GUNJAL	21-07-1993	P045705
.	.	MOHAMMAD SHOYEB MOHAMMAD YUNUS	13-01-1994	N033788
BHUSHAN	SHIVAJI	MORE	22-10-1993	S001811
AJAY	ARUN	SHINDE	07-10-1993	P044489
SUMIT	AJAY	CHOUDHARY	04-06-1993	M058218
SAGAR	BAPU	NAVALE	22-11-1993	S036551
CHETAN	SAHEBRAO	MORKAR	25-09-1993	S008184
RUSHIKESH	GANPAT	THOMBARE	04-10-1993	S008902
SACHIN	BHAUSAHEB	YEOLE	14-05-1993	S008599
PRADEEP	PARASHARAM	HINDE	04-05-1992	S012550