



**REFERENCE BOOK**  
**IAF UNIFORMS**





1. IAF today is in the midst of a defining phase in its chequered history. While we are witnessing an unprecedented scale of technological transformation, our air warriors remain firmly anchored to the rich legacy inherited from our illustrious predecessors. As the most visible outward symbols, our Air Force uniforms reflect our collective pride in all the noble values which the IAF represents. For our countrymen, the sight of an air warrior smartly attired in the blue uniform instills a sense of assurance in the security of our Nation.
2. Over the years, IAF uniforms have evolved so as to stay contemporary as well as for enhancing their functionality. In addition to a smart uniform, what actually adds to the persona of an air warrior more is the sense of pride which he/she projects in being a member of the IAF. I am happy that the Dte of Org (Cer) has come out with a reference book on 'IAF Uniforms' which covers the different aspects related to our current uniforms in great detail. I am sure that it will serve as good reference source to our air warriors posted at different parts of our country and help towards standardising the uniform patterns across the IAF.
3. I exhort you to wear your uniform with pride and continue striving ceaselessly to prove worthy of it.

Jai Hind !

New Delhi  
31 Jan 2013

(NAK Browne)  
Air Chief Marshal  
Chief of the Air Staff



1. Uniform is an important feature in the life of a soldier. To have a sense of uniformity there cannot be any deviations from the laid down specifications. All agencies have to play a major role to ensure that uniforms provided are of correct shade, material, size and specification. It is imperative that all Air Warriors are aware of the subject of uniform to the minutest detail.
2. Over the years, various policy letters on uniforms have been issued. However, the need was always felt to compile all details and create a single point reference. Accordingly 'Reference Book on Uniforms' has been published. It is an effort to provide a ready reckoner on all Uniforms and accoutrements, specifications and mode of wearing.
3. I extend my compliments to Directorate of Org (Ceremonial) for bringing out this book.

Jai Hind !

New Delhi  
31 Jan 2013

A handwritten signature in blue ink, appearing to read 'Naresh Verma'.

(Naresh Verma)  
Air Marshal  
Air Officer-in-Charge Administration

# Contents

## SECTION I : GENERAL

## SECTION II : OFFICERS' UNIFORM

### Chapter I : Officers' Uniform : Summer

DRESS NO 2	
SUMMER CEREMONIAL	14
DRESS NO 2A	
SUMMER CEREMONIAL (FOR AIR OFFICERS, AAs, DAs, SOs)	18
DRESS NO 4	
SUMMER SEMI CEREMONIAL	20
DRESS NO 6	
SUMMER WORKING	22
DRESS NO 8	
SUMMER CEREMONIAL MESS DRESS	26
DRESS NO 8A	
SUMMER MESS DRESS FOR LADY OFFICERS (PRE & POST NATAL)	30
DRESS NO 10	
SUMMER MESS DRESS	31
DRESS NO 10A	
SUMMER MESS DRESS FOR LADY OFFICERS (PRE & POST NATAL)	33
DRESS NO 12	
SUMMER/WINTER FIELD DRESS (COMMON TO OFFICERS & AIRMEN)	34

### Chapter II : Officers' Uniform : Winter

DRESS NO 1	
WINTER CEREMONIAL	36
DRESS NO 3	
WINTER SEMI CEREMONIAL	40
DRESS NO 5	
WINTER WORKING	42
DRESS NO 5	
OPTIONAL FOR LMOs AND PRE & POST NATAL	44
DRESS NO 7	
WINTER WORKING	45
DRESS NO 7A	
WINTER WORKING	47
DRESS NO 9	
WINTER CEREMONIAL MESS DRESS	59
DRESS NO 9A	
WINTER MESS DRESS FOR LADY OFFICERS (PRE & POST NATAL)	52
BLACK LEATHER JACKET (WINTER OVER WEAR)	53

### Chapter III : DRESS CODE FOR MESS : OFFICERS 54

### Chapter IV : EQUIVALENT DRESSES IN THREE SERVICES 55

## **SECTION III : UNIFORM AIRMEN**

### **Chapter V : Summer Uniform**

SUMMER CEREMONIAL DRESS	57
SUMMER WORKING DRESS	59

### **Chapter VI : Winter Uniform**

WINTER CEREMONIAL DRESS	60
WINTER WORKING DRESS	62

## **SECTION IV : UNIFORM NCs (E)**

<b><u>Chapter VII : Summer Working Dress</u></b>	64
<b><u>Chapter VIII : Winter Working Dress</u></b>	65
<b><u>Chapter IX : New Proposal Summer/Winter Dresses</u></b>	66

## **SECTION V : ACCOUTREMENTS**

<b><u>Chapter X</u></b> : RANKS BADGES	69
<b><u>Chapter XI</u></b> : BADGES	71
<b><u>Chapter XII</u></b> : AIGUILLETES & SHOULDER CORDS	79
<b><u>Chapter XIII</u></b> : WEARING OF SQN CREST ON FLYING OVERALLS	82
<b><u>Chapter XIV</u></b> : MEDAL & RIBBONS, ORDER OF PRECEDENCE	83
<b><u>Chapter XV</u></b> : PEAKED CAP, SIDE CAP & TURBANS	87
NEW PROPOSAL SIDE CAP OFFICERS	88
DRESSING OF HAIR WOMEN OFFICERS	90
NEW PROPOSAL SIDE CAP AIRMEN	91
NEW PROPOSAL SIDE CAP NCs (E)	91
BLACK TIE, BELTS & SHOES	92

## SECTION VI : SPECIFICATIONS

### Chapter XVI : Uniform Winter

BLUE GREY TERRY WOOL TUNIC	94
BLUE GREY TERRY WOOL TROUSER	94
LIGHT BLUE FULL SLEEVED TERRYCOT SHIRT (DRESS NOS 1, 3, 5, 7, 7A)	96
BLUE GREY TERRY WOOL BLOUSE (BATTLE JACKET)	97
WINTER CEREMONIAL MESS DRESS (DRESS NO 9)	97

### Chapter XVII : Uniform Summer

LIGHT BLUE HALF SLEEVED TERRYCOT SHIRT (DRESS NOS 2, 4, 6)	98
BLUE GREY TERRYCOT TROUSER	100
SUMMER CEREMONIAL MESS DRESS	101

---

# **SECTION I**

---



# GENERAL

1. Uniform plays a significant role in assigning a distinct identity and projecting the image of Armed Forces. This reference book on IAF uniforms is being issued as a ready reckoner on dresses worn in the IAF. Existing orders on dresses, accoutrements and accessories have been included in this reference book. All Air Warriors are to make themselves fully conversant with provisions of uniforms, its specifications and manner of wearing as given and strictly comply.

2. Introduction of any unauthorized pattern of dress, badge or accoutrement or any deviation from approved pattern of uniform is forbidden. All uniforms and accoutrements whether it is a Service issue or procured by the individual are to be maintained in good condition. No unauthorized ornament or emblem is to be worn with uniform.

## Guidelines

3. Guidelines for wearing dresses are given below:-

(a) It is obligatory for all ranks to possess all types of uniform prescribed for them.

(b) Unauthorized ornaments or emblems will not be worn while in uniform. Air Warriors when not in parade may wear the flag or emblem of the Flag Day. When worn they are to be fixed over right breast pocket of the shirt/tunic.

(c) Air Warriors while visiting or passing through foreign country will not wear uniform without specific sanction from Air HQ. Those posted or attending courses in foreign countries are permitted to wear uniform, subject to local restriction.

(d) Wearing of Squadron crest in service uniform is not permitted. Cloth embroidered or metal squadron crests may however be worn with flying overall.

(e) Carrying of cane, stick, while in uniform is not permitted except for the Marshal of The Air Force who is authorized to carry his baton.

(f) Occasions when uniform is to be worn:-

(i) While on duty.

(ii) When travelling in service transport except during physical training, games and social gatherings.

- (iii) When carrying out 'courier' or 'escort duties'.
- (g) Occasions when uniform is not to be worn:-
  - (i) When visiting restaurant, hotels or other public places other than in official capacity.
  - (ii) By Officers when travelling in train on leave in class lower than entitled for travelling on duty.
  - (iii) At any function where fancy dress is worn.
  - (iv) When travelling in civil aircraft other than chartered courier.
  - (v) On any other occasion not specified above wearing of uniform could be left to personal prudence, keeping in mind that by doing so no discredit is done to the services or personal safety is compromised.
- (h) Plain clothes may be worn on following occasions:-
  - (i) When not on duty.
  - (ii) While going and coming back from organized games and other recreational activities.
  - (iii) By Officers when travelling on duty in any public or private conveyance except when doing courier duties or conducting parties of airmen.
  - (iv) By Officers when travelling in train on leave in a class lower than entitled class.
  - (v) While travelling in civil air.
- (j) Air Force Officers are not to wear uniform while on deputation for civil employment except on special occasion when wearing of uniform would appear appropriate.
- (k) Air Warriors of the auxiliary service are to wear uniform when called upon for training, medical examination, for service in aid of civil power, for Air Force service in India or abroad.
- (l) Air Warriors of the reserve list, except while on probation, may, in usual circumstances, be required to wear uniform of the rank and branch when carrying out their periodical training and when employed on an official duty which would necessitate the wearing of uniform by an Air Warrior on active list if he were similarly engaged. Reservist Air Warriors who remain in civil employment are not permitted, while so employed to wear uniform without special sanction of Air HQ.
- (m) Wearing of Uniform by retired Air Warriors:-
  - (i) All permanent commissioned Officers retired from service may wear service uniform on special occasions when attending ceremonial and other

- functions of military nature and other occasion when wearing of uniform is appropriate or specified. Rank badges worn will be that of substantive rank held on the day of retirement. Rank badge of acting rank can be worn only if the acting rank was worn for more than two years on the day of retirement.
- (ii) Air Warriors dismissed or removed from service on disciplinary grounds are not entitled to wear uniform under any circumstances.
  - (iv) On resignation whether compulsory or voluntary, an Officer is not entitled to wear uniform.
- (n) Full medals/miniature medals may be worn by retired Air Warriors on civil clothes on all functions in the manner as authorised for serving Air Warriors. Medals will not be worn at meetings of political nature. Personnel cashiered/dismitted from service or discharged on disciplinary grounds will also not wear medals on any occasion. Full medals/miniature medals will be worn on the following occasions.
- (i) Full Medals on Republic Day Parade, Beating Retreat, Independence Day celebrations, Vijay Diwas, Service Day, Homage/Wreath laying at War Memorials, State/Military funerals, Ceremonial Parades viz Standard/Colours Presentation Parade, Passing Out Parade, Anniversary/Reunion Parade, Reception at Rashtrapati Bhawan/Raj Bhawan, when invited to any official function at any Embassy, Legation or High Commission, at Armed Forces functions including Ex Servicemen's rallies. When called upon in aid to civil power.
  - (ii) Miniature Medals are worn while attending official and service functions such as dinner, cocktails, lunch, tea party, reception etc during day and night connected with following occasions:-
    - (aa) Functions held in the messes, institutions in connection with Service Day, Unit anniversary, Re-union etc.
    - (ab) Functions in connection with Republic Day, Independence, Day, Standard/Colours Presentation, Passing out Parades, Reception at the Service Chief's residence on the Service day, etc.
    - (ac) When invited for a reception at any Embassy and High Commission.
- (o) Personnel holding Honorary Commission are permitted to wear uniform on the following occasions:-
- (i) When visiting Formation HQ/Unit etc.
  - (ii) When invited for any official function and parties at Rashtrapati Bhawan/Raj Bhawan, Embassy/High Commission.

- (iii) When invited for Armed Forces functions.
- (iv) When invited to witness ceremonial functions, parades etc
- (p) Following dress will be worn while attending civil court:-
  - (i) As an accused or witness - plain clothes.
  - (ii) Officially detailed to attend the court to help the accused or otherwise - working uniform.
- (q) Funeral, Homage and Mourning Military and State funeral is to be attended in ceremonial uniform. Similarly paying homage at War Memorial etc is to be in ceremonial uniform. During mourning, black arm bands are not to be worn by Air Force personnel on uniform, except when serving with Indian Mission abroad where wearing of such arm bands in conformity with the practice prevailing in the country where they are stationed.
- (r) Following is to be strictly observed when in uniform:-
  - (i) When in Parade.
    - (aa) Trinkets like rings, chains, watches, bangles, ear studs, nose ring and other ornaments are not to be worn. As an exception, Mangal Sutra may be worn by Women Officers in such a manner that it is not visible.
    - (ab) Religious symbols like, Vibhuti, Tilak, Dhaga (religious thread), Kada (metal bangles) etc and any other visible religious articles are not to be worn.
    - (ac) Make up like lipstick and nail polish are not to be used by Women Officers. Sindoor may be applied to the parting of the hair in such a way that it is not visible when headgear/cap is worn.
  - (ii) When not in Parade.
    - (aa) Only one ring may be worn. Women Officer may in addition wear small ear studs and two bangles in each hand.
    - (ab) Make up to the extent of light shades of natural coloured nail polish and lipstick may be used.

---

## **Section II**

# **OFFICERS' UNIFORM**

Chapter I : Officers' Uniform : Summer

Chapter II : Officers' Uniform : Winter

Chapter III : Dress Code for Mess : Officers'

Chapter IV : Equivalent Dresses in Three Services

---

# CHAPTER I : OFFICERS' UNIFORM : SUMMER

## DRESS NO. 2

### SUMMER CEREMONIAL DRESS





## 1. Articles to be Worn

- (a) Light Blue half sleeved terrytote shirt,
- (b) Silk rank braids on shoulders
- (c) Blue Grey terrytote trousers
- (d) Blue Grey narrow nylon belt
- (e) **Medals**, Decorations and Commendations
- (f) Aircrew, Controller, Para Badges
- (g) Proficiency Badges
- (h) **Peaked Cap/Turban(For Sikhs only)**
- (j) Bilingual Metallic Name Tab
- (k) Collar Tags as applicable
- (l) **Aiguillettes (entitled Officers)**
- (m) Caduceus for Medical and Dental Officer
- (n) Plain Black socks & Black Oxford Pattern shoes



## 2. Occasions

- |  |   |
|--|---|
| <p>(a) Formal receiving/calling on /departure of:</p> <p>(i) President of India.</p> <p>(ii) Foreign Heads of States/Prime Minister on State Visits only.</p> <p>(iii) Chief of the Army Staff, Chief of the Naval Staff and Chief of the Air Staff.</p> | <p>Cabinet rank, Chiefs of Staff, Commander-in-Chief of a State and Armed Forces Goodwill Missions on official state visits. When a visiting Head of State of a foreign country holds a reception. Any other occasion if notified/informed to be in ceremonial dress.</p> |
| <p>(b) Visits by the President of India.</p>   | <p>(g) Courts Martial.</p>  |
| <p>(c) Ceremonial Parades, Independence Day Parade, Republic Day Parade, Standard/Colour presentation Parades, Service and Anniversary Parades.</p>  | <p>(h) Guards of Honour.</p>  |
| <p>(d) Investiture Ceremony at Rashtrapati Bhawan.</p>   | <p>(j) Attestations.</p>  |
| <p>(e) When attending 'At Home' Reception at Rashtrapati Bhawan/Raj Bhawan or at other places when so ordered.</p>   | <p>(k) At ceremonies and functions when the local commander considers it desirable to do special honour to that occasion.</p>   |
| <p>(f) Reception of Foreign VIPs, eg Minister of</p>   | <p>(l) State and Military funeral, Paying homage or while laying Wreath at War Memorial.</p>  |

## 3. Equivalent Dresses

- (a) Army: Dress No.2
- (b) Navy: Dress No.2

(m) Apart from Air Warriors participating in ceremonial parades, investiture ceremony, funeral, homage etc Air Warriors witnessing these events will also wear ceremonial dress.





# DRESS NO. 2A

## SUMMER CEREMONIAL DRESS

### 1. Article to be Worn

- (a) Light Blue full sleeved terrycot shirt
- (b) Blue Grey tunic & Blue Grey trouser  
**(Material- Raymond, fine merino wool (35%) blended with extra fine polyester (65%).**
- (c) **Medals**, Decorations and Commendations
- (d) Aircrew, Controller, Para Badges
- (e) Proficiency Badges
- (f) **Peaked Cap/Turban(For Sikhs only)**
- (g) Bilingual Metallic Name Tab
- (h) Collar Tags as applicable
- (j) **Aiguillettes (entitled Officers)**
- (k) Caduceus for Medical and Dental Officers
- (l) Plain Black socks & Black Oxford Pattern shoes



## 2. Authorisation

- (a) Air Officers, AAs, DAs, SOs.

3. Occasions. Uniform will be worn on specific occasions when the ambient temperature permits to do so. Few occasions where this uniform can be worn are as follows:-

- (a) While receiving/seeing off President of India, Head of States, Royalty and other dignitaries of foreign countries.
- (b) While calling on President of India, Governor, Heads of States, Royalty of India and Abroad.
- (c) While calling on Chiefs of Armed Forces of other countries.
- (d) On specific functions at Rashtrapati Bhawan/Raj Bhawan.
- (e) Attending formal functions/receptions in foreign countries.
- (f) When instructed by Air HQ/ Command HQ.

DRESS NO. 4  
SUMMER SEMI CEREMONIAL DRESS





## 1. Articles to be Worn

- (a) Light Blue half sleeved terrycot shirt
- (b) Silk rank braids on shoulders
- (c) Blue Grey terrycot trousers
- (d) Blue Grey narrow nylon belt
- (e) **Ribbons**, Decorations and Commendations
- (f) Aircrew, Controller, Para Badges
- (g) Proficiency Badges
- (h) **Peaked Cap/Turban(For Sikhs only)**
- (j) Bilingual Metallic Name Tab
- (k) Collar tags as applicable
- (l) Plain Black socks & Black Oxford Pattern shoes
- (m) **Aiguillettes (entitled Officers only when specified)**
- (n) Caduceus for Medical and Dental Officers

## 2. Occasions

- (a) To be worn on occasions which are formal but not ceremonial.
- (b) At the discretion of local commanders who feel that the event requires a dress between working and ceremonials.

# DRESS NO. 6

## SUMMER WORKING DRESS



### 1. Articles to be Worn

- (a) Light Blue half sleeved terrycot shirt,
- (b) Silk rank braids on shoulders
- (c) Blue Grey terrycot trousers
- (d) Blue Grey narrow nylon belt
- (e) **Ribbons**, Decorations and Commendations
- (f) Aircrew, Controller, Para badges
- (g) Proficiency Badges
- (h) **Side Cap/Turban(For Sikhs only)**
- (j) Bilingual Metallic Name Tab
- (k) Collar Tags as applicable
- (l) Caduceus for Medical and Dental Officers
- (m) Plain Black socks & Black Oxford Pattern shoes

### 2. Equivalent Dresses

- (a) Army: Dress No.4
- (b) Navy: Dress No.8



### 3. Optional for LMOs and for Pre & Post Natal

- (a) Light Blue half sleeved terrycot blouse with collar
- (b) Rank braids on shoulders
- (c) Blue Grey silk sari
- (d) Ribbons
- (e) Side cap
- (f) Bilingual Metallic Name Tab
- (g) Collar Tags for entitled officers
- (h) Caduceus
- (i) Plain Black socks & Black Oxford Pattern shoes

### 4. Occasion

Normal working dress.







DRESS NO. 8  
SUMMER CEREMONIAL MESS DRESS



## 1. Articles to be Worn

- (a) White closed collar tunic with piping on sleeves and back with breast pocket.
- (b) Collar tags :- Eagle made of white zari for Wg Cdr & below. Authorised collar tags for Gp Capt & above.
- (c) Silver rank braid on Blue Grey epaulettes
- (d) Blue Grey terrycot trousers
- (e) White full sleeved collarless terrycot shirt
- (f) Peaked Cap/Turban (For Sikhs only)
- (g) Miniature medals
- (h) Miniature white zari Aircrew/Controller/Proficiency badges
- (j) Commendations
- (k) Bilingual Metallic Name Tab
- (l) Aiguillettes (entitled Officers)
- (m) Plain Black socks & Black Oxford Pattern shoes

## 2. Equivalent Dresses

- (a) Army: Dress No.6(A)
- (b) Navy: Dress No.6



# ARTICLES TO BE WORN ON DRESS NO 8

## 3. Collars Tags



Fg Offr to Wg Cdr  
(Eagle facing outwards)



Gp Capt



Air Officers

## 4. Manner of Wearing Accoutrements



## 5. Occasions

- (a) State functions, eg Banquets, Dinners, Reception, formal entertainment at Rashtrapati Bhawan/Raj Bhawan/residence of the Prime Minister.
- (b) Similar function when held at the residence of COAS, CNS, CAS, AOsC-in-C and at Diplomatic missions.
- (c) Formal mess functions after dusk eg. Banquets, cocktails, formal entertainment including those held in messes of sister services.
- (d) Any formal function after dusk where dress prescribed is mess dress.



**DRESS NO. 8A**  
**SUMMER MESS DRESS**  
**(PRE & POST NATAL DRESS FOR LADY OFFICERS)**



1. **Articles to be Worn**

- (a) White terrycot half sleeved blouse with collar
- (b) Silver rank braid on blue grey epaulettes
- (c) Blue Grey silk sari
- (d) Peaked Cap
- (e) Miniature medals
- (f) Bilingual Metallic Name Tab
- (g) Plain Black socks & Black leather belles

2. **Occasion**

Same as Dress No. 8.

DRESS NO. 10  
SUMMER MESS DRESS



## 1. Articles to be Worn

- (a) White half sleeved terrycot shirt without pockets
- (b) Silver rank braid on blue grey epaulettes
- (c) Blue Grey terrycot trousers
- (d) Blue Grey terrycot cummerbund
- (e) Side cap/Turban(For Sikhs only)
- (f) Bilingual Metallic Name Tab
- (g) Miniature ribbons
- (h) Miniature zari Aircrew/Controller badges
- (j) Collar Tags as applicable
- (k) Caduceus for Medical and Dental Officers
- (l) Plain Black socks & Black Oxford Pattern shoes



## 2. Occasion

Mess functions where wearing of Dress No 10 is specified.

## 3. Equivalent Dresses

- (a) Army: Dress No.6(b)
- (b) Navy: Dress No.6(a)



# DRESS NO. 10A

## SUMMER MESS DRESS

(PRE & POST NATAL DRESS FOR LADY OFFICERS)



### 1. Articles to be Worn

- (a) White half sleeved terrycot shirt without pockets
- (b) Silver rank braid on blue grey epaulettes
- (c) Blue Grey silk sari
- (d) Side cap
- (e) Bilingual Metallic Name Tab
- (f) Miniature ribbons
- (g) Collar tags as applicable
- (h) Caduceus for Medical and Dental Officers
- (j) Plain Black socks & Black leather belles

### 2. Occasion

Mess functions where wearing of Dress No 10 is specified.

# DRESS NO. 12

## FIELD DRESS

(Common to Officers and Airmen)

### 1. Articles to be Worn



- (a) Jacket Field Dress tucked in
- (b) Trousers Field Dress with three loops
- (c) Coat Combat (During winter only)
- (d) Black colour anklets (to be worn only when specified)
- (e) Web belt black colour
- (f) Dark blue turban with AF colour under turban and authorized turban badge (For Sikhs only)
- (g) Cap with cap badge of silken thread embroidered on a patch
- (h) Embroidered colour name tab worn with Velcro
- (j) Entitled rank badge/chevrons as applicable
- (k) Embroidered collar tags in golden colour with Velcro (For Gp Capt & Above)
- (l) Badges "Indian Air Force" worn at upper arm below the shoulder with Velcro (both arms)
- (m) Badges arm eagle- stitched (from AC to Sgt)
- (n) Air Crew and all entitled badges
- (o) Embroidered Caduceus in golden colour with Velcro (For Medical Officers and Medical Asst only).
- (p) Black boots DMS

#### Note

- (a) Ribbons are not to be worn on field dress.
- (b) Male of the buckle of the web belt to be on the right side.
- (c) When permitted by local commander the width of the roll of the sleeve should be 2.75" and ironed to form a distinct crease.

**2. Occasions.** The period and occasion to wear the field dress within the jurisdiction of a Command will be decided by the respective Command HQ. For units under Air HQ, it will be at the discretion of the Commanding Officer. However broad guide lines for utilization of the dress are;

- (a) While deployed during operations, exercises, in the field conditions.
- (b) While deployed with Army/Navy, in the field during operations.
- (c) During activation of Station PAD/GD, practice exercises and joint exercises.
- (d) During move of convoy, escort duties and while traveling in special trains.
- (e) While performing guard duties, range firing duties, QRT, crash crew, fire piquet duties and field deployment/activation.



**Name Tab Combat Dress.** Embroidered colour name tab with velcro. Dimension of the name tab is 12 cm x 2.8 cm. Alphabet 1 cm x 1 cm in font **Helvetica bold**. Black background with golden yellow lettering.



**Shoulder Tag "INDIAN AIR FORCE".** Worn on combat uniform at upper arm just below the shoulder with velcro (both arms). Dimension 9.1 cm x 3.1 cm. Standard colour black with golden yellow lettering. Helvetica bold font to be used for lettering. Curve to be maintained as shown in photo.

# CHAPTER II : OFFICERS' UNIFORM : WINTER

## DRESS NO.1

### WINTER CEREMONIAL DRESS



## 1. Articles to be Worn

- (a) Blue Grey terrywool Tunic
- (b) Silk rank braids on sleeves
- (c) Blue Grey terrywool trousers
- (d) Light Blue full sleeved terrycot shirt
- (e) Plain black tie
- (f) Medals, Decorations, and Commendations
- (g) Aircrew, Controller, Para badges
- (h) Proficiency badges
- (j) Peaked Cap/Turban (For Sikhs only)
- (k) Bilingual Metallic Name Tab
- (l) Collar Tags as applicable
- (m) Aiguillettes (entitled Officers)
- (n) Caduceus for Medical and Dental Officers
- (o) Plain Black socks & Black Oxford Pattern shoes



## 2. Occasions

- (a) Formal receiving/calling on /departure of:
  - (i) President of India.
  - (ii) Foreign Heads of States/Prime Ministers on State Visits only.
  - (iii) Chief of the Army Staff , Chief of the Naval Staff and Chief of the Air Staff.
- (b) Visits by the President of India.
- (c) Ceremonial Parades, Independence Day Parade, Republic Day Parade, Standard/Colour Presentation Parades, Services and Anniversary Parades.
- (d) Investiture Ceremony at Rashtrapati Bhawan, Air Force Day Parade.
- (e) When attending 'At Home' Reception at Rashtrapati Bhawan/Raj Bhawan or at other places when so ordered.
- (f) Reception of Foreign VIPs, eg Minister of Cabinet rank, Chiefs of Staff, Commander-in-Chief of a State and Armed Forces Goodwill Missions on official State visits. When a visiting Head of State of a foreign country holds a reception. Any other occasion if notified/informed to be in ceremonial dress.
- (g) Courts Martial.
- (h) Guards of Honour.
- (j) Attestations.
- (k) At ceremonies and functions when the local commander considers it desirable to do special honour to that occasion.
- (l) State and Military funeral, Paying homage or while laying Wreath at War Memorial.
- (m) Apart from Air Warriors participating in Ceremonial Parades, Investiture Ceremony, Funeral, Homage etc Air Warriors witnessing these events will also wear ceremonial dress.

## 3. Equivalent Dresses

- (a) Army: Dress No.1
- (b) Navy: Dress No.1



# DRESS NO.3

## WINTER SEMI CEREMONIAL DRESS

### 1. Articles to be Worn

- (a) Blue Grey terrywool Tunic
- (b) Silk rank braids on sleeves
- (c) Blue Grey terrywool trousers
- (d) Light Blue full sleeved terrycot shirt
- (e) Plain Black Tie
- (f) **Ribbons**, Decorations, and Commendations
- (g) Aircrew, Controller, Para badges
- (h) Proficiency Badges
- (j) Peaked Cap/Turban(For Sikhs only)
- (k) Bilingual Metallic Name Tab
- (l) Collar tags as applicable
- (m) Aiguillettes by entitled Officers (**only when specified**)
- (n) Caduceus for Medical and Dental Officers
- (o) Plain Black socks & Black Oxford Pattern shoes





## 2. Occasions

- (a) To be worn on occasions which are formal but not ceremonial.
- (b) At the discretion of local commanders who feel that the event requires a dress between working and ceremonial.

## 3. Equivalent Dresses

- (a) Army: Dress No.1
- (b) Navy: Dress No.3



DRESS NO.5  
WINTER WORKING DRESS



## 1. Articles to be Worn

- (a) Light Blue full sleeved terrycot shirt
- (b) Blue Grey terrywool trousers
- (c) Plain Blue Grey Jersey
- (d) Rank braids same colour as jersey shoulder flaps
- (e) Black Tie
- (f) Side Cap/Turban (For Sikhs only)
- (g) Bilingual Metallic Name Tab
- (h) Aircrew, Controller, Para badges
- (j) Collar tags as applicable
- (k) Caduceus for Medical and Dental Officers
- (l) Plain Black socks & Black Oxford Pattern shoes

## 2. Occasions

- (a) Normal working dress
  - (i) For field units only.
  - (ii) For formation HQ also when visiting field units on temporary duty/attachment.
- (b) Wearing of the jersey is at the discretion of the HQ Commands/Unit/Stn Cdr depending on the climatic conditions. The dress can be specified for a specific period or a specific function.

## 3. Equivalent Dresses

- (a) Army: Dress No.3(a)
- (b) Navy: Dress No.7



# DRESS NO.5

(OPTIONAL FOR LMOs AND PRE & POST NATAL)

## 1. Articles to be Worn

- (a) Blue Grey Jersey
- (b) Rank Braids same colour as jersey shoulder flaps
- (c) Blue full sleeved terrycot shirt with pockets
- (d) Blue Grey silk sari
- (e) Side Cap
- (f) Bilingual Metallic Name Tab
- (g) Aircrew, Controller badges/Para badge
- (h) Collar tags as applicable
- (j) Caduceus for Medical and Dental Officers
- (k) Plain Black socks & Black Oxford Pattern shoes

DRESS NO.7  
WINTER WORKING DRESS



## 1. Articles to be Worn

- (a) Blue Grey terrywool blouse
- (b) Silk rank braids on shoulders
- (c) Light blue full sleeved terrycot shirt
- (d) Blue Grey terrywool trousers
- (e) Plain Black Tie
- (f) Side Cap/Turban (For Sikhs only)
- (g) Bilingual Metallic Name Tab
- (h) Aircrew, Controller, Para badges
- (j) Proficiency badges
- (k) Ribbons, Decorations, Commendations
- (l) Collar Tags as applicable
- (m) Caduceus for Medical and Dental Officers
- (n) Plain Black socks & Black Oxford Pattern Shoes

## 2. Occasions

- (a) Normal working dress.
- (b) Wearing of battle jacket is at the discretion of the Command HQs /AOC/Stn Cdr depending on the climatic conditions. The dress can be specified for a specific period or a specific function.

## 3. Equivalent Dresses

- (a) Army: Dress No.3
- (b) Navy: Dress No.7



DRESS NO.7A  
WINTER WORKING DRESS  
(For Officers & Airmen)





## 1. Articles to be Worn

- (a) Light Blue full sleeved terrycot shirt with shoulder flaps
- (b) Rank braid on shoulders (same colour as shirt material)
- (c) Blue Grey terrywool trousers
- (d) Plain black tie
- (e) Blue narrow nylon belt
- (f) Side Cap/Turban (For Sikhs only)
- (g) Bilingual Metallic Name Tab
- (h) Aircrew, Controller, Para badges
- (j) Proficiency badges
- (k) Ribbons, Decorations, Commendations
- (l) Collar Tags as applicable
- (m) Caduceus for Medical and Dental Officers
- (n) Plain Black socks & Black Oxford Pattern shoes

## 2. Occasions

Working dress only during specified period.



DRESS NO.9  
WINTER CEREMONIAL MESS DRESS



# 1. Articles to be Worn



- (a) Off white closed collar terrywool tunic with piping on sleeves and back with breast pocket.
- (b) Collar tags :- Eagle made of white zari on collar for Wg Cdr & below. Authorised collar tags for Gp Capt & above.
- (c) Silver rank braid on blue gray epaulettes
- (d) White full sleeved collarless terrycot shirt
- (e) Blue Grey terrywool trousers
- (f) Peaked Cap
- (g) Bilingual Metallic Name Tab
- (h) Miniature medals
- (j) Miniature zari Aircrew, Controller, Para badges
- (k) Commendation and Proficiency badges
- (l) Aiguillettes (entitled Officers)
- (m) Plain Black socks & Black Oxford Pattern shoes

# Aiguillettes worn by entitled Officers on Dress No 9



## 2. Occasions

- (a) State functions, eg Banquets, Dinners, Reception, 'at home', formal entertainment at Rashtrapati Bhawan/Raj Bhawan/residence of the Prime Minister.
- (b) Similar function when held at the residence of COAS, CNS, CAS, AOsC-in-C and at Diplomatic missions.
- (c) Formal mess functions after dusk eg. Banquets, cocktails, formal entertainment including those held in messes of sister services.
- (d) Any formal function after dusk where dress prescribed is mess dress.

## 3. Equivalent Dresses

- (a) Army: Dress No.5
- (b) Navy: Dress No.5

**DRESS NO.9A**  
**WINTER MESS DRESS**  
**(PRE & POST NATAL DRESS FOR LADY OFFICERS)**

**1. Articles to be Worn**

- (a) White terrycot full sleeved blouse with collar
- (b) Silver rank braid on blue grey epaulettes
- (c) Blue Grey silk sari
- (d) Off White cardigan (with shoulder loops)
- (e) Peaked Cap
- (f) Bilingual Metallic Name Tab
- (g) Miniature medals
- (h) Plain Black socks & Black leather belles

# WINTER OVER WEAR

## BLACK LEATHER JACKET

### 1. Make & Articles to be Worn

- (a) Outer Leather: Fine quality sheep Napa Black Leather
- (b) Inner Lining : 100% cotton with flame resistant quality
- (c) Second detachable lining (of flame resistant material)
- (d) AF emblem (3.5") embossed below the place where aircrew brevet is put.
- (e) Flap for rank badges
- (f) Foldable hood made of waterproof material (Tafta)
- (g) Velcro for name tab, ribbons and brevet
- (h) Pocket on left arm for holding pen/pencil
- (j) The appropriate rank badges are to be put on the flaps provided.
- (k) Embroidered name tab is to be put on Velcro.
- (l) No collar tags or metallic caduceus are to be worn
- (m) All embroidered badges such as Air Crew badges, ATC/Fighter Controller's badge, Para Jump Instructor's (PJI) badge, Para Descent badge (five jumps) and SAGW badge are permitted to be worn.
- (n) Pen/pencil may be kept in the pocket provided on the sleeve
- (o) No metallic badges or insignia, such as AOC-in-C/VCAS/CAS commendation badge, Cat 'A' controller insignia, master green star etc.. will be worn on leather jacket.



# CHAPTER III

## DRESS CODE FOR MESS: OFFICERS

1. Mess dress code for Officers are as follows :-

Location	Season	Dress to be worn by male officers	Dress to be worn by lady officers
(a) Ante room, Dinning hall & Bar	Winter	(a) Lounge Suit/ Combination with tie. (b) Shoes with socks	(a) Lounge suit (b) Ladies executive suit (with trouser/skirt below knee level) (c) Combination (without tie) (d) Saree with Sweater (e) Kameez (with dupatta), Salwar/Churidar (f) Cardigan (g) Shoes/Sandals
	Summer	(a) Shirt & tie (b) Whites (c) Open collar (shirts - pastel colour/pin stripe. No checks) (d) Shoes with Socks (e) Oxford pattern black shoes with plain black socks to be worn with whites	(a) Ladies executive suit (with trouser/skirt below knee level) (b) Trouser and shirt (pastel colours). (c) Saree (pastel colours) and blouse (d) Kameez (with dupatta), Salwar/Churidar (e) Shoes/sandals Note:- Jeans and sleeveless Kameez/Blouse tight/ill-fitting skirts are not permitted.
(b) Other premises	Winter	(a) Casuals (b) Sports rig with adequate winter clothing (c) Shoes and sandals with strap (For lady Officers, sandals without strap may be worn)	
	Summer	(a) Casuals (b) Sports rig (c) Shoes and sandals with strap (For lady Officers, sandals without strap may be worn) Note:- No round neck 'T' shirt to be worn.	

2. During social functions, the following dresses may be worn by Lady Officers :-

Formal Dress	Informal Dress	Casual
For Lady Officers (a) Lounge suit (b) Ladies executive suit (with trouser/skirt below knee level) (c) Saree and blouse (d) With formal Jacket in winter	For Lady Officers (a) Combination (b) Saree with blouse (c) Kameez (with dupatta), Salwar/Churidar (d) With formal Jacket	For Lady Officers (a) Shirt/bush shirt with trousers (b) Other casuals (c) Cardigan/shawl/sweater (in winter)

# CHAPTER IV

## EQUIVALENT DRESS IN THREE SERVICES

Serial No	Army	Navy	Air Force
1.	Dress No. 1 - Winter Ceremonial	Dress No. 1 - Winter Ceremonial (Medals) Dress No. 3 (Ribbons)	Dress No. 1 - Winter Ceremonial (Medals) Dress No 3 Winter Semi Ceremonial (Ribbons)
2.	Dress No. 2 - Summer Ceremonial	Dress No. 2 - Summer Ceremonial	Dress No. 2/2A Summer Ceremonial Medals Dress No. 4 Summer Semi Ceremonail (Ribbons)
3.	Dress No. 3 & 3(a) - Winter General Duty	Dress No. 7 - Winter General Duty	Dress No. 5 & 7 - Winter General Duty
4.	Dress No. 4 - Summer General Duty	Dress No. 8 & 8(a) - Summer General Duty	Dress No. 6 - Summer General Duty
5.	Dress No. 5 - Winter Mess Dress	Dress No. 5 - Winter Mess Dress	Dress No. 9 - Winter Ceremonial Mess Dress
6.	Dress No. 6(a) - Summer Mess Dress	Dress No. 6 - Summer Mess Dress	Dress No. 8 - Summer Ceremonial Mess Dress
7.	Dress No. 6(b)	Dress No. 6(a)	Dress No. 10
8.	Dress No. 7 - Combat Disruptive		Dress No. 12 - Field Dress

---

# **Section III**

# **UNIFORM AIRMEN**

Chapter V : Summer Uniform

Chapter VI : Winter Uniform

---



# CHAPTER V

## SUMMER UNIFORM



### Summer Ceremonial Dress

#### 1. Articles to be Worn

- (a) Light blue half sleeved terrykot shirt, rank badges on shoulders/sleeves (as applicable)
- (b) Blue Grey terrykot trousers
- (c) Blue Grey narrow nylon belt
- (d) Medals, Decorations, and Commendations
- (e) Aircrew, Controller , Para badges
- (f) Proficiency Badges
- (g) Peaked Cap (for Warrant rank)/Side cap for Sgt and below/Turban (for Sikhs)
- (h) Bilingual Metallic Name Tab
- (j) Caduceus for Medical Assts
- (k) Plain Black socks & Black Oxford Pattern shoes

## 2. Occasions

- (a) Formal receiving/calling on/departure of:
  - (i) President of India.
  - (ii) Foreign Heads of States/Prime Minister on State Visits only.
  - (iii) Chief of the Army Staff , Chief of the Naval Staff and Chief of the Air Staff .
- (b) Visits by the President of India.
- (c) Ceremonial Parades, Independence Day Parade, Republic Day Parade, Standard/Colour presentation Parades, Service and Anniversary Parades.
- (d) Investiture Ceremony at Rashtrapati Bhawan, AF Day.
- (e) When attending 'At Home' Reception at Rashtrapati Bhawan/Raj Bhawan or at other places when so ordered.
- (f) Reception of Foreign VIPs, eg Minister of Cabinet rank, Chiefs of Staff, Commander-in-Chief of a State and Armed Forces Goodwill Missions on official State visits. When a visiting Head of State of a foreign country holds a reception. Any other occasion if notified/informed to be in ceremonial dress.
- (g) Courts Martial.
- (h) Guards of Honour.
- (j) Attestations.
- (k) At ceremonies and functions when the local commander considers it desirable to do special honour to that occasion.
- (l) State and Military funeral, Paying homage on Martyrs Day or while laying Wreath at War Memorial.
- (m) Apart from Air Warriors participating in ceremonial parades, investiture ceremony, funeral, homage etc Air Warriors witnessing these events will also wear ceremonial dress.



## Summer Working Dress

### 1. Articles to be Worn

- (a) Light Blue half sleeved terrycot shirt, rank badges on shoulders/sleeves (as applicable)
- (b) Blue Grey terrycot trousers
- (c) Blue Grey narrow nylon belt
- (d) **Ribbons**, Decorations, and Commendations
- (e) Aircrew, Controller, Para badges
- (f) Proficiency Badges
- (g) Side Cap/Turban (For Sikhs only)
- (h) Bilingual Metallic Name Tab
- (k) Caduceus for Medical Assts
- (j) Plain Black socks & Black Oxford Pattern shoes

### 2. Occasions to wear

- (a) Normal working dress.
- (b) Also to be worn when uniform is mandatory/ preferred over civil cloths.

# CHAPTER VI

## WINTER UNIFORM

### Winter Ceremonial Dress

#### 1. Articles to be Worn

- (a) Blue Grey terrywool Tunic
- (b) Rank braids on sleeves (For Warrant ranks) chevrons for Sgt & Cpl on upper arm
- (c) Blue Grey terrywool Trousers
- (d) Light Blue full sleeved terrycot Shirt
- (e) Plain Black Tie
- (f) Medals, Decorations, and Commendations
- (g) Aircrew , Controller, Para badges
- (h) Proficiency Badges
- (j) Peaked Cap (for Warrant rank)/side cap for Sgt and below/Turban (for Sikhs)
- (k) Bilingual Metallic Name Tab
- (l) Caduceus for Medical Assts
- (m) Plain Black socks & Black Oxford Pattern shoes



## 2. Occasions to wear

- (a) Formal receiving/calling on/departure of:-
  - (i) President of India.
  - (ii) Foreign Heads of States/Prime Minister on State Visits only.
  - (iii) Chief of the Army Staff , Chief of the Naval Staff and Chief of the Air Staff.
- (b) Visits by the President of India.
- (c) Ceremonial Parades, Independence Day Parade, Republic Day Parade, Standard/Colour presentation Parades, Service and Anniversary Parades.
- (d) Investiture Ceremony at Rashtrapati Bhawan, AF Day.
- (e) When attending 'At Home' Reception at Rashtrapati Bhawan/Raj Bhawan or at other places when so ordered.
- (f) Reception of Foreign VIPs, eg Minister of Cabinet rank, Chiefs of Staff, Commander-in-Chief of a State and Armed Forces Goodwill Missions on official State visits. When a visiting Head of State of a foreign country holds a reception. Any other occasion if notified/informed to be in ceremonial dress.
- (g) Courts Martial.
- (h) Guards of Honour.
- (j) Attestations.
- (k) At ceremonies and functions when the local commander considers it desirable to do special honour to that occasion.
- (l) State and Military funeral, Paying homage on Martyrs Day or while laying Wreath at War Memorial.
- (m) Apart from Air Warriors participating in Ceremonial Parades, Investiture ceremony, Funeral, Homage etc Air Warriors witnessing these events will also wear Ceremonial dress.

## Winter Working Dress

### 1. Articles to be Worn

- (a) Blue Grey Jersey
- (b) Rank badges on shoulder flaps/sleeves
- (c) Blue full sleeved terrycot Shirt
- (d) Blue Grey terrywool Trousers
- (e) Plain Black Tie
- (f) Side Cap/Turban (For Sikhs only)
- (g) Bilingual Metallic Name Tab
- (h) Aircrew, Controller, Para badges
- (j) Caduceus for Medical Assts
- (k) Plain Black socks & Black Oxford Pattern shoes

### 2. Occasion

Normal working dress.



---

# **Section IV**

## **NCs (E) UNIFORM**

**Chapter VII : Summer Working Dress**

**Chapter VIII : Winter Working Dress**

**Chapter IX : New Proposal Summer/Winter Dresses**

---

# CHAPTER VII

## SUMMER WORKING DRESS



### 1. Articles to be Worn

- (a) Shirt Polyester Viscose Light Grey
- (b) Trouser Blue Grey
- (c) Letters I.A.F on shoulders
- (d) Belt Waist- Black
- (e) Bilingual Metallic Name Tab
- (f) Entitled Ribbons
- (g) Cap Beret- Blue Grey (Pagree for Sikh personnel)
- (h) Socks Nylon
- (j) Shoes DMS Black Leather



# CHAPTER VIII

## WINTER WORKING DRESS

### 1. Articles to be Worn

- (a) Angola Shirt Light Grey
- (b) Trouser Terry wool Blue Grey
- (c) Jersey Pullover Blue Grey
- (d) Letters I.A.F on shoulders
- (e) Belt Waist- Nylon Black
- (f) Bilingual Metallic Name Tab
- (g) Cap Beret- Blue Grey (Pagree for Sikh personnel)
- (h) Scarf Woolen AF Blue and Gloves Knitted black
- (j) Socks Woolen Blue
- (k) Shoes DMS Black Leather



CHAPTER IX  
NEW PROPOSAL  
NCs (E) SUMMER/WINTER DRESSES

Summer Working Dress

1. Articles to be Worn

- (a) Shirt Polyester Viscose Light Blue
- (b) Trouser Blue Grey
- (c) Letters I.A.F on shoulders
- (d) Belt Waist- Nylon Blue
- (e) Bilingual Metallic Name Tab
- (f) Entitled Ribbons
- (g) Chevron (as applicable)
- (h) Side Cap - Blue (Pagree for Sikh personnel)
- (j) Socks Nylon
- (k) Shoes DMS Black Leather



## Winter Working Dress

### 1. Articles to be Worn

- (a) Angola Light Blue full sleeved Shirt
- (b) Blue Grey Terry wool Trouser
- (c) Blue Grey Jersey Pullover
- (d) Letters I.A.F on shoulders
- (e) Bilingual Metallic Name Tab
- (f) Chevron (as applicable)
- (g) Side Cap (Pagree for Sikh personnel)
- (h) Socks Woolen Blue
- (j) Shoes DMS Black Leather



---

# **Section V**

# **ACCOUTREMENTS**

Chapter X : Ranks Badges

Chapter XI : Aircrew Badges and others

Chapter XII : Aiguillettes & Shoulder Cords

Chapter XIII : Wearing of Sqn crest on flying overalls

Chapter XIV : Medals & Ribbons and Order of Precedence

Chapter XV : Peaked Cap, Side Cap & Turbans

---

# CHAPTER X RANK BADGES

## OFFICERS' RANKS IN IAF



Flying Officer



Flight Lieutenant



Squadron Leader



Wing Commander



Group Captain



Air Commodore



Air Vice Marshal



Air Marshal



Air Chief Marshal



Marshal of the Air Force

# AIRMEN

## Aircraftsman



(Dimensions Length X width) 7.3 x 2.9 cm

## Leading Aircraftsman



## Corporal



(Chevrons 2 bars) 6.1 x 9.0 cm

## Sergeant



(Chevrons 3 bars) 8.0 x 9.0 cm

## Junior Warrant Officer



(Dimensions Length X width) 4.5 x 4.5 cm

## Warrant Officer



(Dimensions Length X width) 4.5 x 4.5 cm

## Master Warrant Officer



(Dimensions Length X width) 4.5 x 4.5 cm

# CHAPTER XI

## BADGES

### Aircrew

1. Pilot's Badge. This badge consists of a full wing with the monogram 'IAF' in the centre surrounded by a laurel wreath, and surmounted by the State Emblem, all embroidered in cotton thread and mounted on dark blue superfine woolen cloth extending 3.2 mm beyond the edges of the embroidery.



The colours of the embroidery are:-

- |  |   |         |
|--|---|---------|
| (a) Wings and lettering  | - | White   |
| (b) Laurel wreath  | - | Brown   |
| (c) Shading, eyes of lions and wheel at the base of the State Emblem | - | Black   |
| (d) Tongue of the lions  | - | Scarlet |
| (e) Remainder of State Emblem  | - | White   |

2. Navigator's Badge. This consists of an out spread wing with the capital letter 'N' surrounded by a laurel wreath. The letter 'N' is surmounted centrally by the State Emblem. The colour of the embroidery and the mounting is the same as those for the pilots badge.



3. Signaler (Air) Badge. This is of the same description as the Navigator's badge, except that the letter embroidered is 'S'.



4. Flight Engineers Badge. The badge is of the same description as the Navigator's badge except that the letter embroidered is 'E'.



5. Flight Gunners Badge. The badge is of the same description as the Navigator's badge except that the letter embroidered is 'G'.



6. Parachute Jump Instructors Badge. The badge is of the same description as the Navigator's badge except that the letter 'N' is replaced by a small parachute embroidered in white cotton thread.



7. FC (Aircrew) Badge. The badge is of the same description as the Navigator's badge except that the letter embroidered is 'FC'. The badge is applicable to Officers of Adm/FC branch.



8. Electronic System Operators (Aircrew) Badge. The badge is of the same description as the Navigator's badge except that the letter embroidered is 'L'. The badge is applicable to Officers of AE (L) branch.



9. Manner of Wearing. Aircrew badges are to be worn on the left breast. In the case of Pilot's badge, the wings are to be in level with the centre of the badge vertically above the left breast pocket. In the case of badges with half wings, the letter of the badge must be vertical with the centre of the letter vertically above the left breast pocket button. If no ribbons or decorations are worn, the bottom line of the badge is to be immediately above the top of the left breast pocket. When ribbons, decorations or medals are worn, the bottom line of the badge is to be placed 6 mm above the row or top row of ribbons. The badge is also to be worn on flying overall.





10. Controllers Badge. The badge will consists of a representation of flying eagle clenching a symbolic radar wave in its claws. It will be embroidered with silk white thread and mounted on black superfine woolen cloth extending beyond the embroidery. The beak, eye and legs of the flying eagle will be embroidered with red silk thread.



11. Manner of wearing controllers badge. The badge will be worn on the right breast 0.5 cm above the name tab with radar wave at an angle of approximately 20 degree as shown in the figure. The centre of the badge will be vertically above the right breast pocket button. A normal size badge is to be worn on all uniforms. A miniature badge made of silver zari is to be worn on all Mess Dresses.

12. SAGW Badge. The badge will consist of a representation of flying eagle clenching a symbolic missile in its claws. The beak, eye and the legs of the flying eagle will be embroidered with red silk thread.




13. Manner of Wearing. The badge will be worn on the right breast 0.5 cm above the name tab with missile at an angle of approximately 20 degree. The centre of the badge will be vertically above the right breast pocket button.

14. Paramedic Wings. The Para badge will comprise of blue wings and a fully deployed white parachute on a black background.



15. Manner of Wearing Paramedic Wings. The badge will be worn wings level and with the centre of the badge vertically above right breast pocket, just above the name tab.

16. Paratroopers Badge. The badge consists of Wing with a parachute in the centre, all embroidered in white cotton thread, and mounted on dark blue superfine cloth, extending 3.2 mm beyond the edges of the embroidery. All personnel excepting the PJIs who successfully complete the basic course, are eligible to wear the parachutists wing.



17. Manner of Wearing paratroopers badge. The badge is to be worn two inches below the shoulder seam on the right sleeve of the uniform.

18. Missile Proficiency Badge. The Proficiency Badge is a missile symbol made of silver. The dimensions are 35 mm x 14 mm.



19. Manner of Wearing. The proficiency badge is to be worn horizontally on the left hand breast pocket at the same place as the flying efficiency badge with the missile nose facing inwards.

In the event of an aircrew being entitled to wear both the flying and missile efficiency badge, then choice of badge to be worn is left to the individual.

20. Attack Helicopter Aircrew Specialisation Badge. All aircrew posted to helicopter units affiliated to Indian Army formations on completion of specialisation are authorised to wear.



The badge has dimensions of 7.7 cms x 3 cms. It has a red background with golden borders. It depicts two swords crossed at an angle of 135 degrees and an eagle, looking to the left, above the crossed swords. The swords and eagle are in golden colour. The wings of the eagle are filled in white colour.

21. Manner of wearing. The badge is worn directly above the name tab on the right breast pocket of the uniform.



Cat A



Cat B



Cat C

22. Categorisation Badge – AE Officers. Categorisation badge shall be silver in colour for officers awarded Cat 'C'. On up gradation to Cat 'B' the colour of badge would be in golden. For Cat 'A' the golden colour badge would be with a golden olive clasp.

23. Manner of Wearing Categorisation Badge – AE Officers AE officers categorized by AECB are permitted to adorn uniform with the badge. The badge shall be worn on the left pocket at the centre.

24. Provost Officers/IAF Policemen Badge. The Badge will be worn by Provost Officers and all IAF (P) tradesmen when they are in uniform.



25. Manner of Wearing. For Provost Officers and Warrant Ranks - Arm badge will be worn in the centre touching the seam of the right hand sleeve. For Sgts and Cpls - The arm badge will be worn on the right hand sleeve 1 cm below the lower chevron in line with the centre of chevron.

26. Judge Advocate General brevet. A steel plate measuring 2.8 cm x 2 cm (width x height). The plate will have the corners cut and it will be painted with Air Force blue colour. Air Force Eagle with JAG letters just below the eagle will be etched in silver on the plate. The size of the Air Force eagle will be 24 mm x 7 mm (wing span x height). The letter JAG will be 6mm x 8mm (width x height). The space between letters would be 2mm. The steel plate will be laminated.



27. Manner of Wearing Judge Advocate General brevet. The brevet will be worn in the centre of the lower portion of the right breast pocket of the shirt. The brevet will be worn on all uniform, other than the mess dresses. It is not to be worn on protective clothing over uniforms.

28. Instructor's Badge. The badge will be worn by the instructors when on active instructional duties in Training command only.



29. Manner of Wearing. The badge will be worn on the right pocket flap in the centre. If worn with commendation badge of VCAS/AOC-in-C, then the badge will be worn below the centre of the commendation badge.

30. Collar badge Caduceus (Medical Officers and Medical Assistants (Other than Dental Officers and Dental Technicians)). The badge made in gilded metal consists of a copy of a Winged Caduceus surmounted by State Emblem.



31. Dental Officers and Dental Technicians. The badge is the same as described above except that the letter 'D' in the same colour as the rest of the badge is superimposed in the centre of the badge.



32. Manner of Wearing

(a) On tunic. The bottom of the badge being parallel to the folded edge of the lapel and midway between that edge and the outside edge.

(b) Summer working dress. The bottom edge of the badge is to be worn 2.5 cms above the point of the collar. The staff of the badge is to bisect the angle of the collar.

33. Collar Tags. Collar tags for Gp Capt will be different from that of Air Ranks.

- (a) Air Chief Marshal - Four Stars
- (b) Air Marshal - Three Stars
- (c) Air Vice Marshal - Two Stars
- (d) Air Commodore - One Star
- (e) Group Captain - Two Leaves



34. For the stars, inner material is imitation synthetic zari and the border is pure silver twisted zari. For Gp Capt's collar tags, the material is imitation zari 1st quality. Background cloth of the collar tags is Raymonds quality No. 306278 and shade No. 132. Nickle/Chrome plated button. Position of the stars would be equidistant from the lower position of the top button and the lower edge of the collar tag.

35. Wearing of Collar Tags. Collar tags are to be worn in the centre of the collar and parallel to the outer front edge except for the medical Officers. For Gp Capt's while wearing the collar tags top leaf close to the button will be pointing inwards.



36. Wearing of Caduceus Badge along with Collar Tags (Medical Officers). The approved manner of wearing the caduceus badge along with collar tags on summer uniform and winter tunic is as shown in the photos above.

37. Chief of the Air Staff Commendation Badge. White metal (Silver coloured ) badge and (Silver coloured) badge with + + (bars) on either side of the word Commendation by those who are awarded commendation more than once.

38. Manner of wearing. All personnel commended by the CAS are eligible to wear the CAS Commendation badge, on all occasions whenever service uniform is worn. The Commendation badge is not to be worn on flying overalls/ over coats, jersey and Mess Dress No. 10. The Commendation Badge is to be worn in the centre of flap of the left pocket, above the flying efficiency/proficiency badge. When full medals are worn and the commendation badge is likely to get covered, it is to be shifted down but still retain its position above efficiency/proficiency badge. If an Air Warrior



has been awarded commendation by CAS and also by COAS/CNS, he will wear both commendations on the centre flap of left breast pocket. Commendation awarded by the CAS will be on the right (towards the button of the shirt) and commendation by COAS/CNS on its left.

39. VCAS / AOC-in-C Commendation Badge. It will be rectangular in shape with corners cut (2.8 cm X 2.0 cm). Air Force crest will be in the centre. It will be of blue grey in colour with golden border. The writing will also be in golden colour.

40. Manner of Wearing. All personnel commended by VCAS/AOC-in-C are eligible to wear the VCAS/AOC-in-C badge. The VCAS/AOC-in-C Commendation badge will be worn on all dresses/uniforms except in the case of dress with jersey. It will be worn on the right pocket of the dress/uniform in the centre, equi-distance between the upper seam of the flap and lower edge of the flap. When AOC-in-C or VCAS commendation is awarded second time, it will have + + (Bars) on either side of the word 'Commendation'. Those personnel who are in receipt of both AOC-in-C and VCAS commendation, only one badge with + + (Bars) will be worn. The commendation badge (with bars) will be of that dignitary which was received first. If a personnel has been awarded more than one commendation, which includes one from sister services/IDS/SFC, then commendation awarded by Air Force will be worn on the left side (towards button of the shirt) and commendation awarded by sister service/IDS/SFC on the right side of the pocket flap.



41. Name Tab. The bilingual metallic name tab is to bear the name of the officer/airman concerned, as officially recorded in the service documents.

42. Manner of Wearing. All ranks are to wear name tab with all dresses. It is to be worn above the right breast pocket in such a way that the lower edge of the name tab just touches the top of the flap of the pocket. The centre of the name tab is to be directly above the pocket button. Dimension of name tab - actual size - 76 x 18.5 mm (LxH), outer size 18 x 22.5 mm. Hindi letter font - Kalakar 31 and english letter font **Helvetica Bold**. Both letter size 24 point.



43. Blue Grey Epaulettes. Epaulettes are to be of Blue Grey terrywool cloth covering a firm water-proof foundation of resilient nature 6 cms broad at the base gradually tapering towards the top with an abrupt tapering at the end and fixed with a medium size silver button of mounted pattern; length to vary according to size. IAF Eagle and State Emblem in silver embroidery over the top row. Wreath of laurels in silver embroidery around the top button for Air Officers. When epaulettes are worn eagle beak to face to the rear.



44. Shoulder Flaps. All officers entitled to wear aiguillettes and all Air Officers will have fixed shoulder flaps on Blue Grey tunic. The flap will have an IAF eagle and the state emblem embroidered in zari and be secured to the shoulders near the collar by an IAF button of the same size as on the pockets. However, wreath of laurels will be worn only by Air Officers.



45. Badges of Ranks. Black and blue braid is to be worn on a removable loop of blue T/C material. The broad side is inserted into the shoulder flap first. The narrow side towards the collar. The distance between the outer edges of the rows and the ends of the loops is to be 3.2 mm. The space between each row is to be 1.6 mm for Air Officer and 3.2 mm for other officers.

## CHAPTER XII

### AIGUILLETES & SHOULDER CORD

1. Aiguillettes are to be worn at state/service ceremonial functions/parade with dress Nos 1 & 2 (winter and summer ceremonial dresses), 8 & 9 (summer and winter mess dresses), and 3 & 4 (winter and summer semi-ceremonial) only when specified by the Officers of the rank of Air Cmde and above. In addition, Officers holding the following appointments are entitled to wear aiguillettes:-



- (a) Officers holding personal appointments to the President of India and Governor of State.
- (b) Staff Officer to the CAS, VCAS, DCAS, AOA, AOM, AOP, DG(I&S) and AOC-in-C of Command.
- (c) ADC to the CAS.
- (d) Air Adviser or Attaches and Deputy & Assistant Air Adviser or Attachee on Mission abroad.

2. Description. The aiguillettes consist of gold and blue seven line oris cord 6.4 mm in diameter with plaits at back and front ending in plain cords with gold netted heads and guild embossed metal tags. The plaits are looped up and fastend together with a small gold braid loop. The auiguillettes of officer holding the personal appointments to the President of India and Governor of State has same description but colour is Golden.

3. For Air Cmde and AVM. The aiguillettes consist of a gold and blue seven line oris cord 6.4 mm in diameter with plaits made of two cords at back and front ending in plain cords with gold netted heads and guild embossed metal tags. The plaits are looped up and fastened together with a small gold braid loop. The aiguillettes of AVM will have one short gold lace strap joined to the front and back of the plait. The auiguillettes of Air Cmde will not have any straps.

4. The details of Aiguillettes worn by different officers with description are as follows:-

	<b>Desription</b>	<b>Officers to be issues</b>
(a)	Aiguillettes consisting of gold seven line orris cord 6.4 mm in diameter with plait made of two cords at back and front	(i) CAS (ii) ADC to the President of India (iii) ADCs to the Governors of Sate


(b)	Aiguillettes consisting of gold and blue seven line orris cord 6.4 mm in diameter with plait made of two cords at back and front	(i) Officers of the rank of Air Mshl (ii) Air Adviser/Attaches (iii) Dy Air Adviser/Attaches (iv) Assistant Air Adviser/Attaches (v) Staff Officer to CAS, VCAS, DCAS, AOA, AOM, AOP, DG(IGS), AOC-in-C Commands & ADC to the CAS
(c)	Aiguillettes consisting of gold and blue seven line orris cord 6.4 mm in diameter with one short gold lace strap joined to the front and back of the plait.	Officers of the rank of AVM
(d)	Aiguillettes consisting of gold and blue seven line orris cord 6.4 mm in diameter without any strap joined to the front and back of the plait.	Officers of the rank of Air Cmde





5. Wearing of Aiguilletes. The CAS and officers holding appointments as ADC to the President and Governors of States are to wear aigillettes on the right shoulder and all others on the left shoulder. The aigillettes is to be attached to the shoulder of the tunic by a hook or button placed centrally on the shoulder 20mm from the outside shoulder seam, the arm being passed between the front and back plaits. The loop of the aigillettes from which metal tags are suspended is to be attached to the first button of dress on which aigillettes is to be worn.

6. Occasions. Officers mentioned in para 1(a) to (c) are to wear aigillettes when accompanying their respective dignitaries in an official capacity at ceremonial, semi-ceremonial or formal functions. Officers mentioned in para 1(d) will wear aigillettes on all ceremonial/semi-ceremonial functions.



7. Shoulder Cord for SOs. The shoulder cord will be of blue and gold colour and made of zari. Staff Officers to CAS, AOs C-in-C and PSOs at Air HQ will wear shoulder cords only when accompanying the above dignitaries on their visits. Shoulder cords of SO to CAS will comprise four cords, while the shoulder cords of others will comprise three cords.

## CHAPTER IV

### WEARING OF SQUADRON CREST ON FLYING OVERALLS



1. Para 408 of the Regulations of for the Air Force states "Wearing of squadron crests on service uniform is forbidden. Cloth embroidered squadron crests/insignia may be worn with flying overalls and sports blazers.

2. Cloth embroidered squadron crests/ insignia of present/previous units may be worn on flying overalls, subject to a maximum of four, one on each sleeve. The crest or insignia of the present unit will be sported on the left breast pocket. Crests of previous units may be worn on right breast pocket and on sleeves.

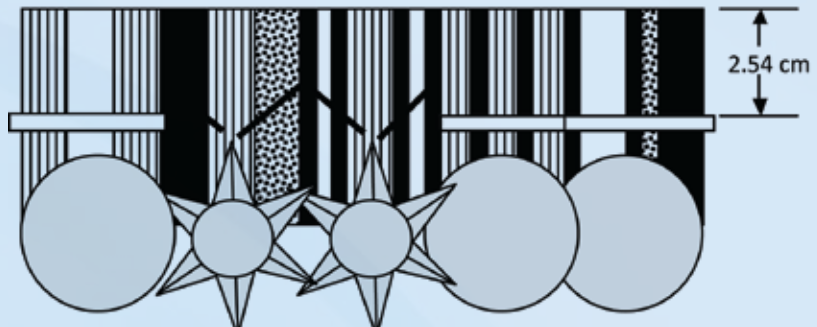
3. It must be ensured that wearing of a number of crests does not constitute a flight safety hazard. In the event of a doubt about wearing of so many crests becoming a flight safety hazard or otherwise, the decision is left to the discretion of local commander.

# CHAPTER V

## MEDALS AND RIBBONS

### General

1. A medal consists of the insignia suspended on the appropriate ribbon.
2. Medal ribbons (also known as medal ribands) without the insignia are worn on ribbon bars 11 mm in depth.
3. Miniature medals are replicas of corresponding insignia and ribbons scaled down to half size.
4. Miniature medal ribbons are replicas of medal ribbons on ribbon bars 9.5mm in depth.
5. Medals, ribbons, and miniatures are mounted.
6. Foreign and Commonwealth orders, decorations and medals for the acceptance of which permission was granted by the Government after 15th August 1947, may be worn in India by recipients only on the following occasions:-
  - (a) During the visit of the Head of the State, the Prime Minister or an important dignitary of the country which awarded the order/decoration/medal.
  - (b) Ceremonial and other functions arranged in honour of that dignitary
  - (c) When attached to the liaison staff of that dignitary



### Manner of Wearing Medals - Officers


7. Medals are worn by Officers on Dress No 1, 2 and 2A.
8. Medals are worn mounted on a frame of which the lower edge is in line with the centre of the insignia. Commencing from the lower edge of the frame each ribbon runs over the upper edge and down to the ring of insignia; the length of the ribbon from the upper edge to the ring being 2.54 cms. The ring of the insignia is stitched down to the ribbon.
9. When on account of their number, medals cannot be displayed so as to be fully seen, they are to overlap; the highest award or the award first in order of

precedence showing in full. The extent of overlap depends upon the number of medals.

10. Medals are worn to show the obverse side uppermost.

11. Bars and clasps are fixed so as to be equidistant from the top and bottom of the ribbon, the first bar and clasp being nearest to the medal. The Emblem of 'Mention in Despatches' is worn in the centre of the ribbon of the campaign medal. If the number of clasps/bars requires any ribbon to be longer than what is prescribed, other ribbons may suitably be adjusted so that the lower edges of the medals are in line with that having the largest number of clasps/bars.

12. In cases where a medal has been awarded but not issued, the ribbon will be worn in the place assigned to the medal. The length of the ribbon is to be the same as that of other ribbons.



### Manner of Wearing Medal Ribbons

13. Ribbons without insignia are to be worn by Officers on Dress No. 3, 4, 6, 7 and 7A on the left breast in one or more rows, the sequence starting from the top row. A row consists of not more than four ribbons. When the wearer has more than four ribbons, these are to be arranged in two or more rows, the in-complete row being placed centrally at the top. Five ribbons, however, will be worn in two rows, two on top and three on bottom row.

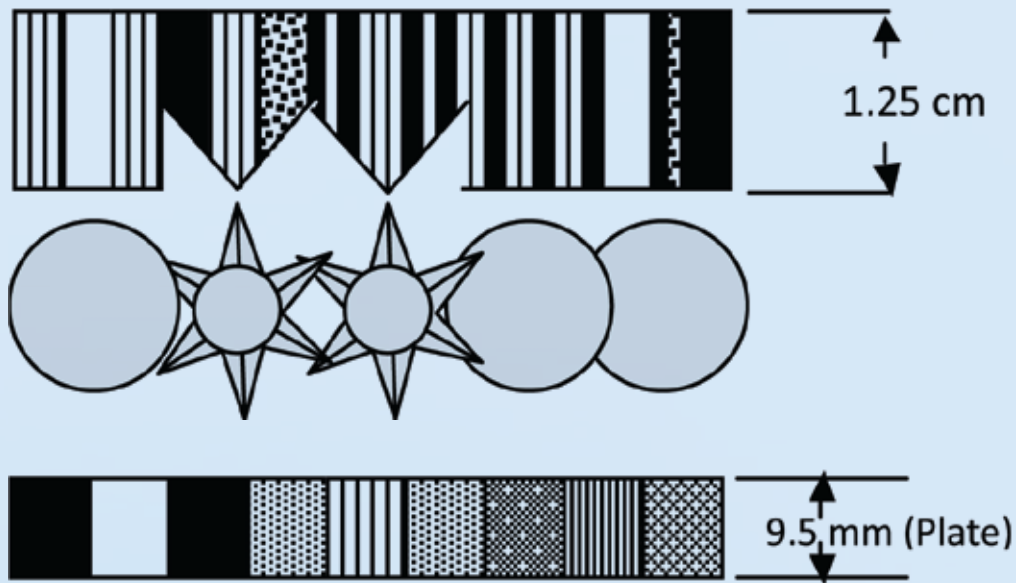
14. To ensure that no ribbon is either wholly or partly obscured by the lapel or collar, the upper rows are to be shortened as necessary to display as many complete rows as possible.

15. The bottom row is to be placed centrally and immediately above the flap of the left breast pocket or in level with the centre of the second button on close collar tunic. There is to be an intervening space of 1 mm between rows except where there are more than four rows in which case there is to be no such interval.

16. Bars, clasps and the emblem of 'Mention in Despatches' are worn in the centre of the appropriate ribbon. Clasps will not be worn with medal ribbons. Clasps will only be worn with full medals.

17. Medal ribbons are not to be worn on rain coat or protective clothing.

#### Wearing of Miniature Medals



18. Miniature medals are worn by officers on Dress Nos 8, 8A, 9 and 9A in the same manner as the full size except that they are not mounted but suspended from a medal brooch; the length of the ribbon from the upper edge to the ring being 1.25 cms. Miniature medals are worn in level with the centre of the second button on close collar tunics.

#### Wearing of Miniature Ribbons

19. Miniature medal ribbons are to be worn in the similar fashion as normal medal ribbons. Miniature medal ribbons are worn by Officers on dress No 10 and 10A by means of a removable brooch. The manner of wearing Miniature medal ribbons is the same as for medal ribbons given at para 15 above except that one row is to consist of not more than eight miniature ribbons.

#### Wearing of Medals and Ribbons - Airmen

20. Medals are worn by airmen on their winter and summer uniforms on ceremonial occasions. The medals will be mounted and worn in the manner described in earlier paras.

21. Medal ribbons without the insignia are worn by airmen on their winter and summer uniforms on occasions other than ceremonial and in the manner described in earlier paras.

## Order of Precedence

The following is the order of precedence in which decorations and medals are worn:-

(Gazette Notification No. 106-Pres/2004 dt 19 Jul 04)

1. Bharat Ratna
2. Param Vir Chakra
3. Ashoka Chakra
4. Padma Vibhushan
5. Padma Bhushan
6. Sarvottam Yudh Seva Medal
7. Param Vishisht Seva Medal
8. Maha Vir Chakra
9. Kirti Chakra
10. Padma Shri
11. Sarvottam Jeevan Raksha Padak
12. Uttam Yudh Seva Medal
13. Ati Vishisht Seva Medal
14. Vir Chakra
15. Shaurya Chakra
16. President's Police and Fire Services Medal for gallantry
17. President's Police Medal for gallantry
18. President's Fire Services Medal for gallantry
19. President's Correctional Service Medal for gallantry
20. President's Home Guards and Civil Defence Medal for gallantry
21. Yuddh Seva Medal
22. Sena / Nao Sena / Vayu Sena Medal
23. Vishisht Seva Medal
24. Police Medal for gallantry
25. Fire Services Medal for gallantry
26. Correctional Service Medal for gallantry
27. Home Guards and Civil Defence Medal for gallantry
28. Uttam Jeevan Raksha Padak
29. Parakram Padak
30. General Service Medal - 1947
31. Samanya Seva Medal - 1965
32. Special Service Medal
33. Samar Seva Star - 1965
34. Poorvi Star
35. Pashchimi Star
36. Op Vijay Star
37. Siachen Glacier Medal
38. Raksha Medal - 1965
39. Sangram Medal
40. Op Vijay Medal
41. Sainya Seva Medal
42. High Altitude Medal
43. Police (Antrik Suraksha Seva) Padak
44. Police (Special Duty) Medal - 1962
45. Videsh Seva Medal
46. President's Police and Fire Services Medal for distinguished service
47. President's Police Medal for distinguished service
48. President's Fire Services Medal for distinguished service
49. President's Correctional Service Medal for distinguished service
50. President's Home Guards and Civil Defence Medal for distinguished service
51. Meritorious Service Medal
52. Long Service and Good Conduct Medal
53. Police Medal for meritorious service
54. Fire Services Medal for meritorious service
55. Correctional Service Medal for meritorious service
56. Home Guards and Civil Defence Medal for meritorious service
57. Jeevan Raksha Padak
58. Territorial Army Decoration
59. Territorial Army Medal
60. Indian Independence Medal - 1947
61. Independence Medal - 1950
62. 50th Anniversary of Independence Medal
63. 25th Independence Anniversary Medal
64. 30 Years Long Service Medal
65. 20 Years Long Service Medal
66. 9 Years Long Service Medal
67. Commonwealth Awards
68. Other Awards

## CHAPTER VI

### PEAKED CAPS, SIDE CAPS, TURBANS

#### Officers

1. Squadron Leaders and below- The cap is made of terry wool blue grey and is used by Officers and Warrant ranks during parade and ceremonial occasions. The cap has a peak at front slightly oval shaped crown, bevel in four pieces, head band of uniform width and is provided with eyelet-holes on either side for ventilation.

2. The peak is covered with terry wool blue grey ; extended by a steel wire stretcher placed inside; a black mohair band 38 mm wide with a joint front; a 12 mm wide strip of black patent leather buttoned to two small size buttons covered in black cloth placed immediately behind the corner of the peak.



3. Cap badge consisting of an eagle in gilt metal above entwined laurel leaves of silver embroidery and surmounted by State Emblem; the badge to be mounted on black superfine woolen cloth. Outside dimensions of the badge, 56.4 mm by 66.8 mm.

4. Group Captains & Wing Commanders. Same as for Squadron Leaders and below but with one row of silver oak leaves on a black patent leather peak.



5. Air Officers. Same as for Group Captains & Wing Commanders except:-

(a) Two rows of silver oak leaves on a black patent leather peak.

(b) Cap badge will consists of laurel wreath surmounted by State Emblem, all in silver embroidery with an eagle in gilt metal super-imposed in the centre; the badge to be mounted on a black superfine cloth. Outside dimensions of the badge, 38 mm by 22.22 mm.



### Wearing of Service Dress Cap (Peak Cap)

6. Rim of the peak cap is to remain upright and not bent. Cap is to be worn square on the head so that the peak when looking from the front covers the eyebrows.



### New Proposal (Peaked Cap)

#### Peaked cap with tilt on sides



Front view



Side view

### Field Service Cap (Side Cap)

#### Officers

7. Cap FS Blue Grey is head wear with summer and winter uniform. The cap is made of terry wool cloth and has side flaps. Cap has two small IAF buttons (embossed type) in front. There is a provision to mount cap badge of eagle and state emblem.

8. Manner of Wearing. Lower front button of the cap remains in the centre of the forehead. When the cap is tilted to the right; its bottom edge is to be 1 inch above the centre of the right eyebrow.



9. Sqn Ldrs and below - Folding cap 100 mm high; side flaps 75 mm deep. Two small IAF buttons (embossed type) in front. Cap badge of eagle surmounted by State Emblem both in gilt material. The badge consists of back plate, Ashoka Emblem and eagle. Definition of all features of Ashoka Emblem and eagle are strikingly clear. Ashoka Emblem and eagle are fixed on the back plate with the help of screws and nuts. Ashoka emblem is fixed such that its lion is in alignment with the eagle.





10. Group Captains & Wing Commanders – Of blue terry wool cloth, folding cap 100 mm to 125 mm high according to the size of the head; side flaps 75 mm deep. Two small IAF buttons (embossed type) in front; light blue piping to be stitched to the top edges of the cap and side and front flaps; with zari badge consisting of one row of oak leaves of laurel wreath surmounted by the State Emblem all in silver embroidery with an eagle in silver metal superimposed in the centre. The badge is to be mounted on black superfine woolen cloth.



11. Air Officers - Same as for Group Captains & Wing Commanders. The cap badge will consist of a laurel wreath surmounted by State Emblem, all in silver embroidery with an eagle in gilt metal super-imposed in the centre; the badge is to be mounted on a black superfine cloth. Outside dimensions of the badge 38 mm by 47.6 mm.



## New Proposal (Side Cap)



Eg Offr to Gp Capt



Air Officers

12. The proposed side cap will be developed from material make-Raymond, fine merino wool (35%) blended with extra fine polyester (65%). The cap will have piping of blue terrycot cloth. The cap badge will be of two types ie one for Flying Officer to Group Captain and the other for Air Officers.

## Turbans




13. Of blue pagree cloth, 5.5 metres in length and 1.14 metres in width. Sikh Officers wearing light blue summer uniform is to put on under turban of light blue colour matching with the shade of the shirt (Air HQ 99711/19/Org (Cer) dated 30 Aug 91). Turban badges of the following descriptions will be worn with lower edge of the badge touching the upper point of the triangle made by the turban and the two lower edges of the front folds. The badge will be worn vertically.

- (a) Squadron Leaders and below- Same as the existing Side Cap badge for non –Sikh Officers. The badge will be mounted on black superfine woolen cloth, with an attaching pin at the back.
- (b) Group Captains & Wing Commanders - Same as the Side Cap badge for non –Sikh Officers with an attaching pin at the back.
- (c) Air Officers – Same as existing Side Cap badge for non –Sikh Officers with an attaching pin at the back

## Dressing of Hair : Women Officers

14. In general Women Officers are to dress their hair in such a manner that the hair do not fall over the forehead, shoulders or over the ears, or otherwise appear to be dishevelled. No streak in various colours and no perming is permitted. Specifically, with respect to different types of hair styling, the following is to be ensured:-



- (a) Officers with long hair. When in Uniform, Officers will dress their hair neatly and tie them in a bun covered under a net.
- (b) Officers with Bobbed Hair. The hair will be tied in a pony tail and pinned up neatly.
- (c) Officers with short (boycut) Hair. It is to be ensure that the hair and side locks are properly trimmed.

## Airmen

### Field Service Cap (Side Cap)

JWO and above : Same pattern as Sqn Ldr and below.



Sgt and below

15. The badges are made of nickel silver metal. The badges, buttons and titles are cast and stamped to shape and design. The national emblem wherever forming part of the badge is proportional, symmetrical and neatly depicted.



### New Proposal Side Cap - Airmen



AC to Sgt



Warrant Ranks

16. Pattern and material of the side cap will be same as that of side cap for Officers with piping. The cap badge will be of two types ie one for Warrant ranks and the other for Sgt and below.

### New Proposal Side Cap - NCs (E)



17. Pattern and material of the side cap will be same as mentioned above. The cap will be without piping. No changes in existing cap badge.

**Tie Black** (Dress No 1, 3, 5, 7,7A )

18. Of plain dull black material, fastened in a sailor's knot. Tie black is worn along with winter uniform by the Air Warriors. The tie is made of 100 % polyester. Cloth terry wool 2x2 Twill weave. It is black in colour. When worn, the length of the tie should be maintained such that the tip of the wide end to touch the top of the belt. The length of the tie is to be 140 cms with a tolerance of +1 cm.



**BELT DEEP BLUE**

19. The belt shall be woven with polyester yarn and rubber. The buckle of the belt is made of brass sheet stamped into the required shape duly nickel plated with a flash coating of chromium (over nickel). The belt is woven from polyester yarn.



**BELT WAIST BLACK**

20. Belt Waist black is used by the Air Warriors as part of field dress. Length : 1370 mm, Width : 57 mm, No of eyelet : 23.



**SHOES BLACK LEATHER**

21. Physical parameters are:-

Weight per pair : 950 gms } 10 gms  
Back height : (5-7) 68 }1 cm.  
: (8-10) 70 }1 cm  
: (11-12) 72}1 cm.  
Thickness of sole & heel : At fore part 8}1 mm  
At Waist 6}1mm  
At Heel 23}1mm  
Depth of cleat and sole : 3 mm and sole and heel



---

# **Section VI** **SPECIFICATIONS**

Chapter XVI : Uniform Winter


Chapter XVII : Uniform Summer

---

# CHAPTER XVI

## SPECIFICATION OF UNIFORM - WINTER

### Tunic (Winter Uniform)



#### Legend

A Lower collar fall in front	- 145 MM	D Pocket flap length	- 068 MM
B Pocket width	- 125 MM	E Pocket pleat width	- 038 MM
C Pocket length	- 135 MM	F Button holes distance	- 105 MM
		G Vent opening	- 180 MM

#### Blue Grey Terry Wool Tunic (Dress No 1 & 3)

1. Blue Grey Terry Wool cloth (Twill 2X2), cut as a lounge coat to waist, loose at chest and shoulders. Step collar. No shoulder straps. Plain rounded cuffs. Two patch breast pockets with a box pleat in the centre with triple pointed flaps fastened by a medium sized IAF silver button (embossed type) in the centre and press studs at sides.
2. Two expanding pockets below the waist. Flap with button hole fastened with a medium sized IAF silver button (embossed type).
3. Length of Tunic. The length of the tunic should be upto the knuckle of the hand.

#### Trousers Terrywool Blue Grey

4. Materials. The trouser shall be manufactured from the same material cloth (terry wool) as that of tunic mentioned above.

5. Single pleat on each front and a dart on each back. Plain bottom and shaped from instep to heel. The trousers shall have two side pockets and one hip pocket at the right side. Side pockets shall be manufactured from the cloth lining satin black. The opening of the side pocket shall be of 16 cm and shall be tucked at both ends by bar tacks. The upper tack of the side pocket shall be located 3.5 cm below the waist band seam. The hip pocket shall be manufactured from the cloth lining satin blacks and located 4 cm away from the side seam and 4.5 cm below the waist band at right hand side. The hip pockets shall be provided with a button and button hole. The trousers shall be securely fastened off and loose threads shall be trimmed off. The buttons shall be stitched by hand.




Light blue full sleeved T/C shirt (Dress No 1, 3, 5, 7, 7A)

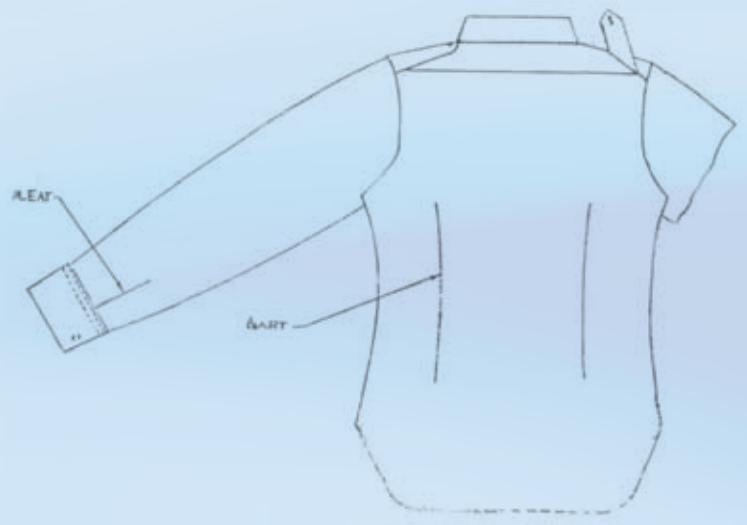
6. Light Blue polyester shirt with double cuffs and shoulder flaps. There shall be two patch pockets on chest, one on either side. The pocket shall be hemmed 1.5 cm at the top with raw edges turned-in and the bottom corners of the pocket shall be finished slightly round. The pocket opening shall be secured by a triangular tack at both the ends. The pockets shall have top fused flaps with slight round corners in double layer of material. The two layers of flap shall be stitched with the interlining such that the interlining is placed in between the two layers when bagged out as shown in the plate attached. The edges of flap shall be finished with a row of machine stitching placed at 5.0 + 1 mm from the outer edges of the flap. The flap shall be stitched 1.0 cm above the top edge of the pocket opening. The ends of the pocket flaps shall be tucked in 1.0 cm by two rows of machine stitches. The shirt shall be provided with six buttons on the right hand side forepart including one on the collar stand. The button holes shall be made in corresponding position on the left hand side. The third button (from top) shall be fixed in such a way that this button and the buttons on the pockets be in a horizontal line. This distance between first and third button will be halved to fix the position of second button. The remaining buttons shall then be equi-spaced as the first and second button.

SHIRT POLYESTER

FRONT VIEW



BACK VIEW



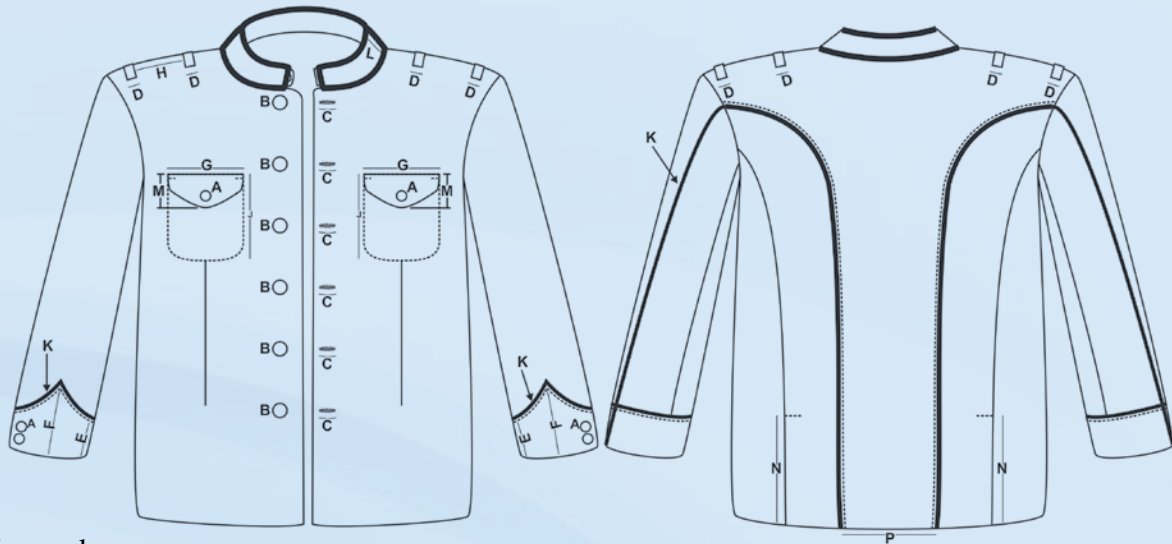


### Jacket (Dress No 7)

7. Blue Grey terry wool twill cloth. A seam in the centre of the back, no seams at sides stand and fall collar. The jacket to have shoulder straps. Two outside breast pockets with single pointed flaps. Four black plastic buttons down the fly front, the top one in level with the top edge of pockets and bottom one 38 mm above the waist band; button holes to be on a fly on the left front so as to be concealed when worn. Fullness round the waist. A fly with three button holes inside the waist band at centre back for attachment of the trousers.



### Winter Ceremonial Mess Dress No 9



#### Legend

A	Pocket button	-	017 MM	H	Distance between loops	-	075 MM
B	Coat button	-	022 MM	J	Pocket length	-	142 MM
C	Button hole	-	033 MM	K	Piping width	-	003 MM
D	Shoulder loop	-	075 MM	L	Collar width	-	030 MM
E	Piping from edge of sleeve	-	070MM	M	Pocket flap width	-	060 MM
F	Distance from centre of piping on sleeve	-	125 MM	N	Vent opening	-	180 MM
G	Pocket width	-	125 MM	P	Distance between piping at back	-	180 MM

8. Material and Pattern of Dress No 9. Off white closed collar terry wool coat. For other changes of collar tag, piping, breast pockets, metal buttons on sleeve and accoutrements for Dress No 9 refer Air HQ letter No Air HQ/99730/2/Org (Cer) dated 07 Mar 12.

9. Length of Tunic. The length of the tunic should be upto the knuckle of the hand

# CHAPTER XVII

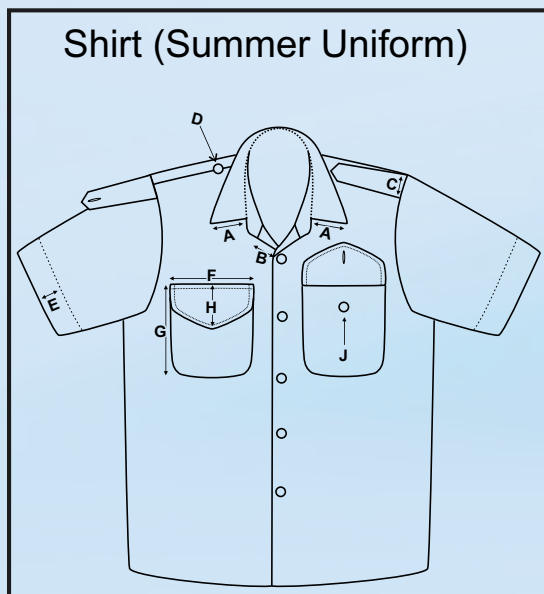
## SPECIFICATION OF UNIFORM - SUMMER

Light blue half sleeved T/C shirt (Dress No 2, 4 & 6)

1. Material The fabric used to manufacture shirt is of cloth plain weave with blend of polyester viscose and light blue shade with a composition of Polyester-67% and Viscose -33%. Material of Raymond Trovine (blue light shade No 347 and trouser grey shade No 49) as given in **Air HQ/99711/69/Org (Cer) dated 14 Jan 97 and Air HQ/99703/399/Org (Cer) dated 03 Jun 98**. All components (collar, shoulder flap, pocket and flap) are of same fabric and shade

Salient Features

- (a) The front portion of the shirt is in two part (open and front)
- (b) Shirt is provided with two patch pockets either side on the chest.
- (c) Each pocket is provided with fused interlined flap.
- (d) Two shoulder straps are attached at either side at the junction of front and back portion.
- (e) The sleeve of the shirt is in one piece, finished with under arm by plain seam and attached at arm hole.
- (f) The collar is of stand and fall type and is attached at gorge with two rows of machine stitching.
- (g) Collar, pocket flap and shoulder straps are provided with fused inter lining.
- (h) Shirt is provided with five buttons on the right side and five corresponding button holes on the left side.



### Legend

A	Collar fall in front	- 075 MM
B	Button distance from collar	- 065 MM
C	Width shoulder flap	- 060 MM
D	Concealed button	
E	Sleeve hemming	- 040 MM
F	Pocket width	- 128 MM
G	Pocket length	- 142 MM
H	Flap width centre	- 060 MM
J	Concealed button	

2. Pattern

- (a) Half sleeve opened down the front from neck to hem, secured by six buttons.
- (b) Pleat less front opening down full length of shirt.
- (c) Two patch pockets placed with inner sides parallel to front opening of the shirt. The position of the pocket from the shoulder will depend upon

the height of each person. The top edge of the flap of the pocket is to be approximately midway between the second and third buttons of the shirt from the top. Pocket to be secured with rounded flap. Central point carries vertical buttonhole with button adjacent on the pocket. The buttonhole and the button will be concealed from view.

(d) Yoke less shoulders with shoulder flaps fixed at the outer edge of the shoulder and secured by a single button at the neck edge. The button is to be concealed. The rank badges will be looped around it as usual. Length to fit shoulder of wearer.

(e) Top Stitching

(i) Top stitching will be carried out from the edges of collars, cuff, shoulder flaps and pocket flaps.

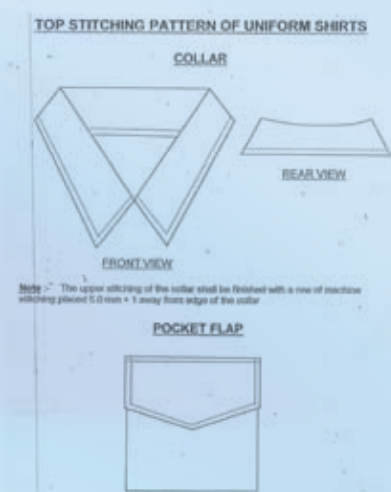
(ii) Top stitching of the uniform shirts shall be done with the same thread (matching shade of the fabric) used for stitching the uniform shirts.

(iii) The edges of the pocket flap and the shoulder flap should be rounded and not sharp angled.

3. Collar. Height of the collar at back 5 cm and at the point in front 6.3 cm.

4. Sleeves. Short sleeve with the bottom of the hem above the inner aspect of the elbow. The sleeves of the shirt are to be plain hemmed and not stitched as a fold.

### SHOULDER STRAPS



Note :- The upper stitching of the shoulder straps shall be finished with a row of machine stitching placed 5.0 mm + 1 away from outer edge.

### SLEEVE CUFF



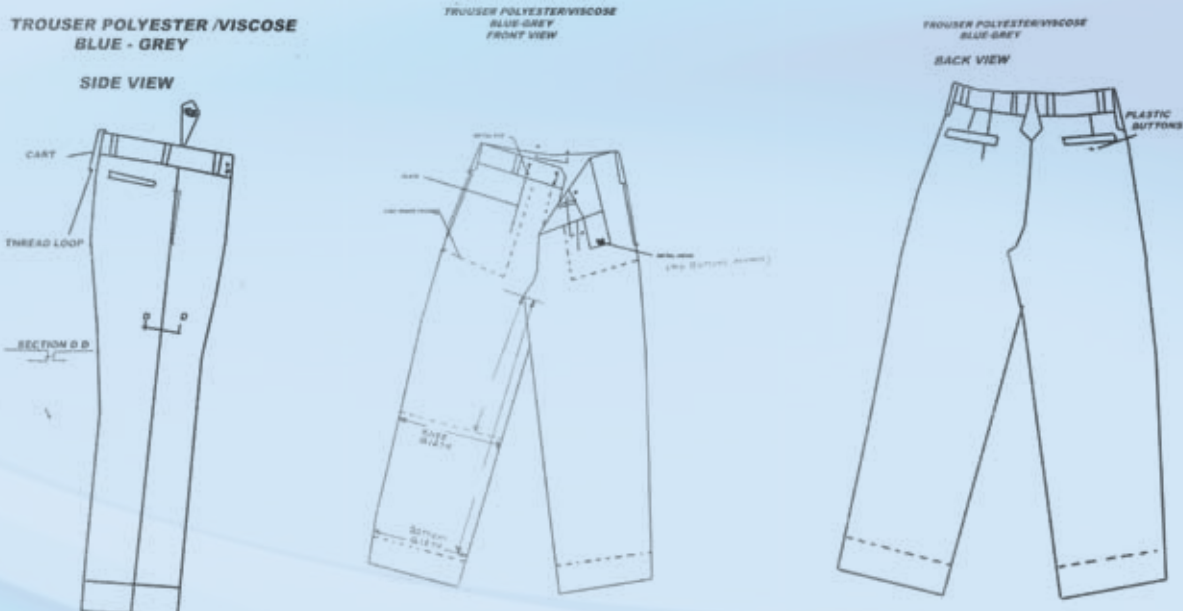
Note :- The upper stitching of the sleeve cuff shall be finished with a row of machine stitching placed 5.0 mm + 1 away from outer edge

## Blue Grey Terrycot Trousers

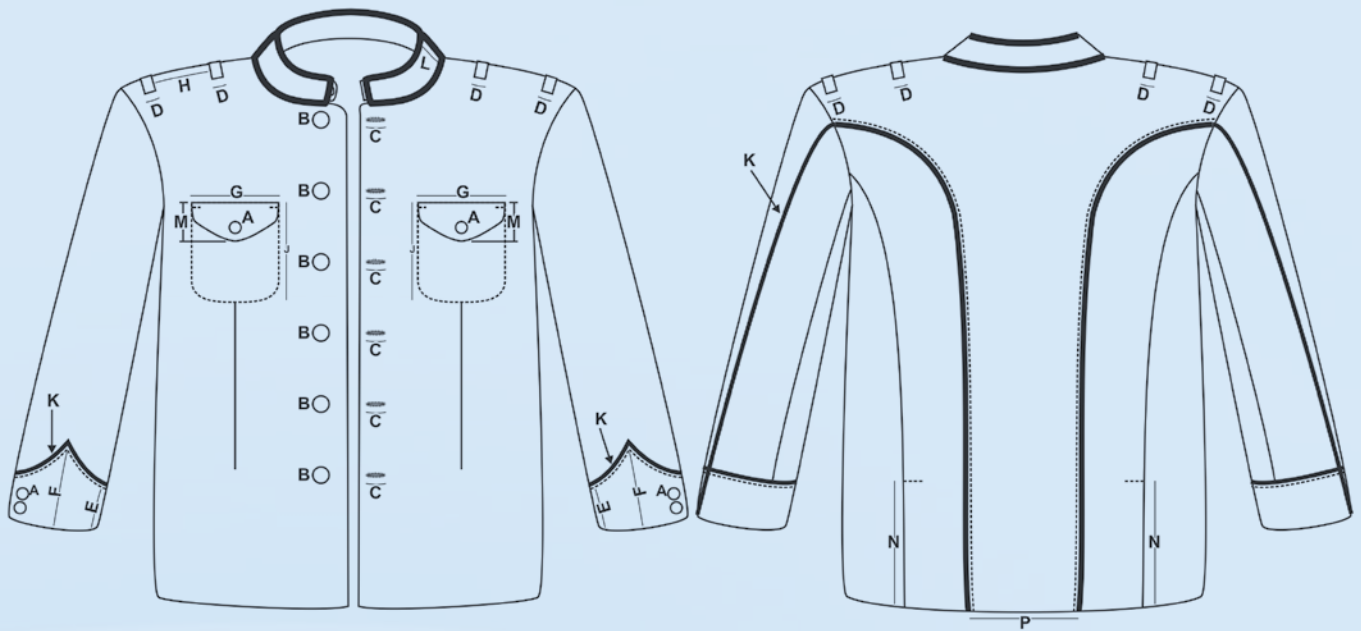
5. Single pleated front waist band with trousers crease originating from pleat; pleat folded outward. Normal pocket front with fly opening closed by zip. One loop on either side over the trousers side seam and one loop at the centre of the back of trousers. Loop to be tapered so that the widest part is at the bottom with a buttonhole. The lower end of the loop is to be pointed. Width and depth of loop 2-3.5 and 8.5 cms. No cuffs at the bottom end and the trousers to have straight fall. Hip pocket on either side with slit opening secured by a button side pockets on trousers seams; top opening immediately below button securing side trousers loops. Length of trousers to be sufficient to reach the joint between the heel and upper of the shoe at the back, and to just touch the shoe in the front. Width of trousers at the bottom sufficient to show the bottom two pairs of eyelets on the shoes. Bottom to be shaped from front to rear to accommodate difference in length between rear and front trousers creases. General fitness to suit individual characteristics without being baggy or tight.

### 6. General Features

- (a) The trouser is for use by Officer/Airmen/NCs (E) as a part of summer uniform.
- (b) Trouser is manufactured from cloth plain weave of blend polyester viscose and of blue grey shade.
- (c) All components of the trouser are of same fabric and shade.
- (d) Each top side of trouser is having one pleat facing the side seam and under side having one dart.
- (e) The top and under side is assembled with plain seam and press open.
- (f) Trousers have fly with plastic slide fasteners.
- (g) Trouser is having two side pockets and two hip pockets with button on either side.
- (h) Trouser has an extended waist band with square end.
- (j) Trouser has three tapered loops and six narrow belt loops.
- (k) Bottom hem of trouser is 7 cm with raw edges turned in by 2.5 cm.
- (l) Additional material is provided at required places to provide alteration.



## Summer Ceremonial Mess Dress No 8



### Legend

A	Pocket button	- 017 MM	H	Distance between loops	- 075 MM
B	Coat button	- 022 MM	J	Pocket length	- 142 MM
C	Button hole	- 033 MM	K	Piping width	- 003 MM
D	Shoulder loop	- 075 MM	L	Collar width	- 030 MM
E	Piping from edge of sleeve	- 070MM	M	Pocket flap width	- 060 MM
F	Distance from centre of piping on sleeve	- 125 MM	N	Vent opening	- 180 MM
G	Pocket width	- 125 MM	P	Distance between piping at back	- 180 MM

7. Material and Pattern of Dress No 8. Dress will be white closed collar tunic of material poly rich viscous (gabardine) with 70% polyester and 30% viscous of Vimal Suiting known as Admiral Choice. However, inner lining is to be provided additionally to obscure the inner T/C shirt and the portion of the trouser below the tunic completely, otherwise evident without lining.

**8. For other changes of collar tag, piping, breast pockets metal buttons on sleeve and accoutrements for Dress No 8 refer Air HQ letter No Air HQ/99730/2/Org (Cer) dated 07 Mar 12.**

9. Length of Tunic. The length of the tunic should be upto the knuckle of the hand

Published by  
Directorate of Org (Cer)  
Air HQ, (Vayu Bhawan)  
New Delhi  
2013

Photography  
Satyansh Singh  
Jiten Saraswat (Akshay Media)

Designed & Printed  
Akshay Media Pvt. Ltd.  
Living Style Mall, 319 A,  
Main Kalindi Kunj Road  
Pkt 6, Jasola, New Delhi – 110025  
Email: akshaymedia@gmail.com  
Phone No- 40526822, 9810090967