

# IDBI FUNDS

August 2017

## Equity Market Overview

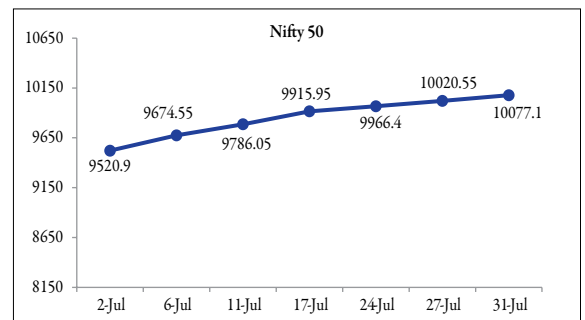
The month of July saw the leading indices touching new lifetime highs with Nifty ending at 10,077 at the end of it. The Sensex & Nifty50 ended the month with strong gains of 5.2% and 5.8% respectively. Indian benchmark indices outperformed most other global indices like Nikkei, Nasdaq and Dow. The Dow too ended the month at a life time high.

Metals, Banks and Oil & Gas were the outperforming sectors during the month. Prices of commodities like zinc, copper, iron firmed up during the month driven by strong Chinese demand and a weak dollar. Banking sector bounced back on hopes of resolution of stressed assets on the Bank balance sheets at a faster pace. Some of the companies in the Oil & Gas sector did well as they benefited from higher crude prices as well as stronger product cracks. Healthcare continued its weak performance with major pharmaceutical companies reporting weak 1st quarter results on account of continued pricing pressure in the US market.

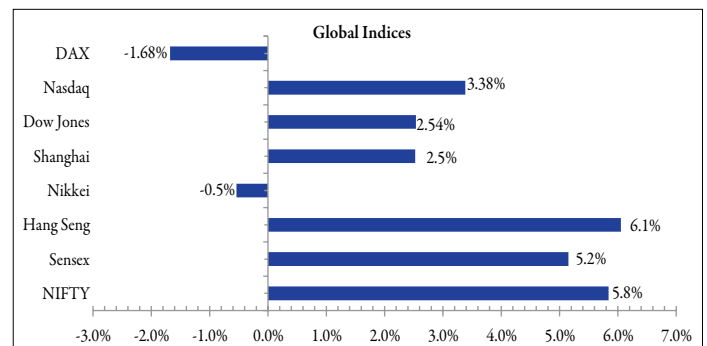
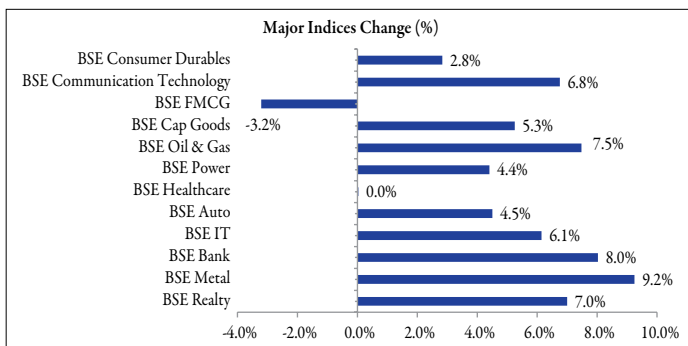
May IIP came at 1.7% vs. 2.8% last month and 8.0% a year ago. Mining, capital goods and consumer durables contributed negatively while strong growth was registered in electricity, consumer non-durables and primary goods. 9 out of 23 industries recorded a contraction, the same as last month. Electricity output continued its impressive run with output expanding by 8.7% YoY.

India's inflation rate based on the Consumer Price Index for June 2017 touched 1.5%--Its lowest ever print in the new series. Sequentially too inflation fell by 70bps. Food prices too continued its decline and fell by 1.2% during the month. However, Vegetable prices rose sharply (tomatoes etc) during the month of July. WPI too fell to 0.9% vs. 2.2% last month. Core inflation also fell to its all-time low of 3.9%.

After a soft month in June, Crude Oil prices bounced back sharply in July as Brent ended higher by 7.5% at \$52.72/bbl. Lower rig additions in the US along with OPEC supply cuts brought some balance to a heavily oversupplied market. Gold prices also gained and ended the month at \$1269 per ounce—up by 2.2% as demand was boosted by a weaker dollar. The rupee posted a marginal gain of 0.6% during the month against the dollar to close at 64.18/USD.



Source for Graph: Bloomberg



Source for Graphs: Bloomberg

# Fixed Income Overview

MACRO Economic Data for the month:

	As on 31/07/2017	As on 30/06/2017
10 year Gsec	6.47%	6.51%
5year Corp bonds	7.18%	7.25%
3 months Tbill	6.15%	6.29%
3 month Cd	6.24%	6.32%
Brent Crude \$	51.99	47.22
Inflation – CPI	1.54%	2.18%
Rupee = USD	64.19	64.58

Source: Thomson Reuters & Internal Research

## Highlights of RBI policy on August 02, 2017 :

- The Monetary Policy Committee (MPC) reduced the policy repo rate by 25 basis points from 6.25% to 6.00%.
- The committee, however, maintained its “Neutral” stance on monetary policy.
- The RBI expects inflation to be little above 4% in 4Q-FY18.
- It highlighted upside risks related to the seventh pay commission awards and estimated the impact of 100 bps if states also choose to implement the salary and HRA revisions over 18 - 24 months.
- RBI agrees that excess liquidity is leading to price distortions in the fixed income markets and needs to be corrected. Future absorption likely to be through OMOs and MSS (limit has been raised by Rs.1.5 trn).
- Announced tri-party repos for better liquidity in the corporate bond repo market.
- FY18 projections - Real GVA growth estimate retained at 7.3% with risks evenlybalanced.

- It highlighted that underlying growth impulses in industry and services are weakening, given corporate deleveraging and the retrenchment of investment demand. Therefore urgent resolution to the “Twin Deficit” problem remains the top priority.
- Farm loan waivers by states could result in fiscal slippages & undermine the quality of fiscal spending, entailing inflationary spillovers.

## The major macro events during the month:

### Inflation and IIPs :

CPI drops to 1.54% (Prev: 2.18%), across all segments; Core inflation (ex-food and fuel) too moves lower to 3.75% due to fall in transport & communication segment.

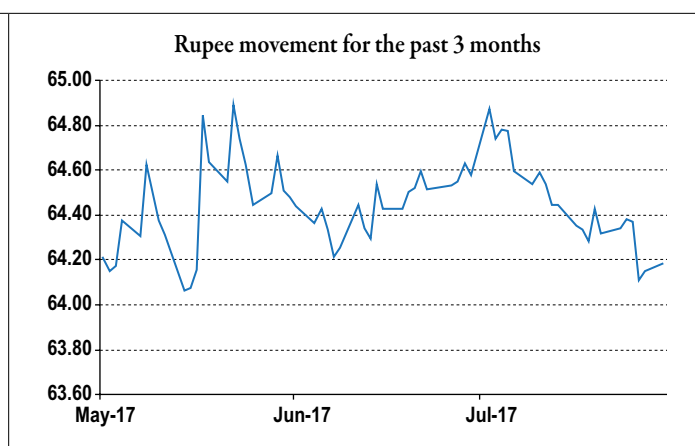
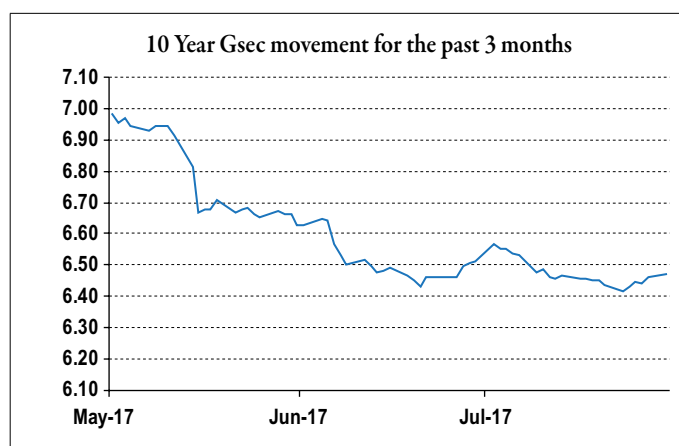
June WPI inflation at 0.90% YoY (Prev: 2.17%) drops faster than expected, on weaker food and commodity indices.

May IIP grows 1.7% YoY: Manufacturing 1.2%, Mining -0.9%, Electricity 8.7%: Mining production lower on an adverse base, weaker cars may be a GST effect.

### Trade Deficit

India Jun’17 trade deficit at USD 12.96 bn (May’17: 13.84 bn): Imports rise less sharply at 19% on a higher base; exports momentum slows further, with increase at 4.4%.

Numbers imply **CAD of around 1.3% of GDP in FY18**, with gold imports expected to improve, electronics imports more resilient than expected and weaker exports growth. This is offset by lower petro imports on lower price assumptions.



Source for Graphs: Internal Research

The content of the articles in Equity Market Overview & Fixed Income Overview represent the opinions of our Fund Management/Research team. Nothing contained herein is intended as investment advice or recommendations for specific investment decisions, and you should not rely on it as such. Information and analysis above are derived from various sources and using methods believed to be reliable, but we do not assume responsibility and liability for any consequence of the investment decision taken by you based on this analysis. Investment decision taken by readers to this article will be at their sole discretion. The purpose of this article is intended to be used as an educational discussion of the issues involved. This is not to be construed as a solicitation to buy or sell securities.

## HOW TO READ FACTSHEET?

### Fund Manager:

An employee of the asset management company such as a mutual fund or life insurer, who manages investments of the scheme. He is usually part of a larger team of fund managers and research analysts.

### Application Amount for Fresh Subscription:

This is the minimum investment amount for a new investor in a mutual fund scheme.

### Minimum Additional Amount:

This is the minimum investment amount for an existing investor in a mutual fund scheme.

### Yield to Maturity:

The Yield to Maturity or the YTM is the rate of return anticipated on a bond if held until maturity. YTM is expressed as an annual rate. The YTM factors in the bond's current market price, par value, coupon interest rate and time to maturity.

### SIP:

SIP of systematic investment plan works on the principle of making periodic investments of a fixed sum. It works similar to a recurring bank deposits. For instance, an investor may opt for an SIP that invest Rs. 500 every 15th of the month in an equity fund for a period of three years.

### NAV:

The NAV or the net asset value is the total asset value per unit of the mutual fund after deducting all related and permissible expenses. The NAV is calculated at the end of every business day. It is the value at which the investor enters or exits the mutual fund.

### Benchmark:

A group of securities, usually a market index, whose performance is used as a standard or benchmark to measure investment performance of mutual funds, among other investments. Some typical benchmarks include the Nifty, Sensex, BSE200, BSE500, 10-Year G-Sec.

### Entry Load:

A mutual fund may have a sales charge or load at the time of entry and/or exit to compensate the distributor/agent. Entry load is charged at the time an investor purchases the units of a mutual fund. The entry load is added to the prevailing NAV at the time of investment. For instance, if the NAV is Rs. 100 and the entry load is 1%, the investor will enter the fund at Rs. 101.

*Note: SEBI, vide circular dated June 30, 2009 has abolished entry load and mandated that the upfront commission to distributors will be paid by the investor directly to the distributor, based on his assessment of various factors including the service rendered by the distributor.*

### Exit Load:

Exit load is charged at the time an investor redeems the units of a mutual fund. The exit load is deducted from the prevailing NAV at the time of redemption. For instance, if the NAV is Rs. 100 and the exit load is 1%, the redemption price would be Rs. 99 per unit.

### Modified Duration:

Modified duration is the price sensitivity and the percentage change in price for a unit change in yield.

### Standard Deviation:

Standard deviation is a statistical measure of the range of an investment's performance. When a mutual fund has a high standard deviation, it means its range of performance is wide, implying greater volatility.

### Sharpe Ratio:

The Sharpe Ratio, named after its founder, the Nobel Laureate William Sharpe, is a measure of risk-adjusted returns. It is calculated using standard deviation and excess return to determine reward per unit of risk.

### Beta Ratio:

Beta is a measure of an investment's volatility vis-a-vis the market. Beta of less than 1 means that the security will be less volatile than the market. A beta of greater than 1 implies that the security's price will be more volatile than the market.

### AUM:

AUM or assets under management refers to the recent / updated cumulative market value of investments managed by a mutual fund or any investment firm.

### Holdings:

The holdings or the portfolio is a mutual fund's latest or updated reported statement of investments / securities. These are usually displayed in terms of percentage to net assets or the rupee value or both. The objective is to give investors an idea of where their money is being invested by the fund manager.

### Nature of Scheme:

The investment objective and underlying investments determine the nature of the mutual fund scheme. For instance, a mutual fund that aims at generating capital appreciation by investing in stock markets is an equity fund or growth fund. Likewise, a mutual fund that aims at capital preservation by investing in debt markets is a debt fund or income fund. Each of these categories may have sub-categories.

### Rating Profile:

Mutual funds invest in securities after evaluating their creditworthiness as disclosed by the ratings. A depiction of the mutual fund in various investments based on their ratings becomes the rating profile of the fund. Typically, this is a feature of debt funds.

### Total Expense Ratio:

The Expenses of a mutual fund include management fees and all the fees associated with the fund's daily operations. Expense Ratio refers to the annual percentage of fund's assets that is paid out in expenses.

### Average Maturity:

The average time of maturity of all the debt securities held in a portfolio. It states the weighted average maturity of the assets in the portfolio.

### Portfolio Yield:

The income return on an investment. This refers to the interest or dividends received from a security and are usually expressed annually as a percentage based on the investment's cost, its current market value or its face value.

### Risk Free Return:

The theoretical rate of return attributed to an investment with zero risk. The risk-free rate represents the interest on an investor's money that he or she would expect from an absolutely risk-free investment over a specified period of time.

### Tracking Error:

The divergence between the price behavior of a position or portfolio and the price behavior of a benchmark.

### Portfolio Turnover Ratio:

This is a measure of the fund's trading activity, which is computed by taking the lesser of purchases or sales (excluding all securities with maturities of less than one year) and dividing by average monthly net assets.

# IDBI Equity Advantage Fund (IEAF)

(An open-ended Equity Linked Savings scheme (ELSS) offering Income Tax benefits under Section 80C of the IT Act, 1961)

## Scheme Features

### Investment objective:

The Scheme will seek to invest predominantly in a diversified portfolio of equity and equity related instruments with the objective to provide investors with opportunities for capital appreciation and income along with the benefit of income-tax deduction (under section 80C of the Income-tax Act, 1961) on their investments. Investments in this scheme would be subject to a statutory lock-in of 3 years from the date of allotment to be eligible for income-tax benefits under Section 80C. There can be no assurance that the investment objective under the scheme will be realized.

### Fund Manager:

Mr. V. Balasubramanian

### Total Experience: Over 36 Years

(Managing the Scheme since inception)

### Inception Date:

10th September, 2013

### Benchmark:

S&P BSE 200 Index

### NAV as on 31st July 2017 (₹ per unit):

	Regular	Direct
Growth	24.73	25.62
Dividend	20.42	21.23

### Monthly Average AUM:

₹ 655.50 Crs.

### AUM as on 31st July 2017:

₹ 657.63 Crs.

### Expense Ratio: (Weighted Average for the month)

Regular : 2.8958%

Direct : 1.1019%

Expense ratio is inclusive of service tax on management fees.

### Quantitative Measures:

Standard Deviation : 4.0885%

Beta : 0.8079

Sharpe Ratio : 0.2446

Portfolio Turnover Ratio^^ : 0.27

Risk free rate: Overnight MIBOR (6.25% as on 31/07/2017). Source: FIMMDA.

Ratios calculated on monthly 3 years data point.

^^ Lower of Purchase or Sale for one year/average AUM for one year.

### Load Structure:

Entry Load : Not Applicable

Exit Load (for Lumpsum & SIP) : Nil. Investment under the scheme is subject to a lock-in period of 3 Years.

## Dividend History

(Face Value: ₹ 10/- Per Unit)

Record Date	Individual / HUF (₹ Per Unit)	Others (₹ Per Unit)	Cum Dividend NAV* (in ₹)	Ex Dividend NAV (in ₹)
<b>IDBI Equity Advantage Fund - Dividend (Regular Plan)</b>				
26th September, 2016	1.0000	1.0000	19.30	18.36
15th September, 2015	1.4000	1.4000	19.03	17.52
17th September, 2014	1.0000	1.0000	16.57	15.83
<b>IDBI Equity Advantage Fund - Dividend (Direct Plan)</b>				
26th September, 2016	1.0000	0.0000	19.78	18.84
15th September, 2015	1.4000	1.4000	19.32	17.81
17th September, 2014	1.0000	1.0000	16.68	15.94

Past performance may or may not be sustained in the future. After the payment of dividend, the per unit NAV of the Dividend option of the Scheme will fall to the extent of the dividend payout and statutory levy, if any. All dividend distribution is subject to availability of distributable surplus on the record date and will be at the discretion of IDBI AMC and IDBI MF Trustee Company. For complete dividend history including daily dividend history, please refer to our website.

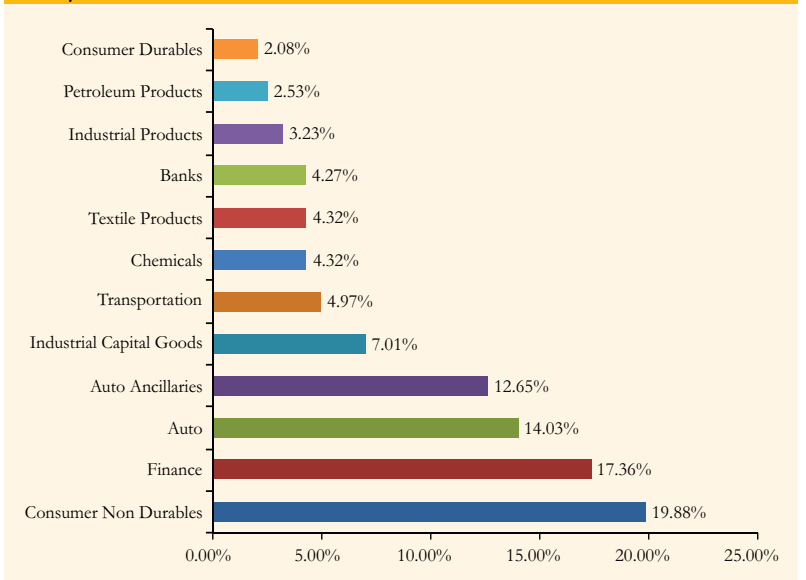
\* NAV of the record date.

## Portfolio as on 31/07/2017

Security Name	% to Net Assets*	Security Name	% to Net Assets*
<b>DEBENTURES</b>	<b>0.03</b>	Wabco India Ltd.	3.41
Blue Dart Express Ltd.	0.03	Colgate Palmolive (India) Ltd.	3.33
<b>EQUITY &amp; EQUITY RELATED</b>	<b>96.62</b>	Cummins India Ltd.	3.23
TVS Motor Co. Ltd.	7.56	The Great Eastern Shipping Co. Ltd.	2.88
Eicher Motors Ltd.	6.46	Nestle India Ltd.	2.86
Cholamandalam Investment and Finance Co. Ltd.	6.05	United Breweries Ltd.	2.71
MRF Ltd.	5.67	Thermax Ltd.	2.69
Gruh Finance Ltd.	4.85	CRISIL Ltd.	2.62
VST Industries Ltd.	4.61	Castrol India Ltd.	2.53
ABB India Ltd.	4.32	GlaxoSmithkline Consumer Healthcare Ltd.	2.48
Pidilite Industries Ltd.	4.32	Bata India Ltd.	2.08
Page Industries Ltd.	4.32	Blue Dart Express Ltd.	2.07
Kotak Mahindra Bank Ltd.	4.27	CBLO	3.20
Asian Paints Ltd.	3.90	Cash & Cash Receivables	0.15
Sundaram Finance Ltd.	3.83	<b>TOTAL</b>	<b>100.00</b>
Bosch Ltd.	3.57		

\* Rounded off to the nearest two digits after the decimal point.

## Industry Classification

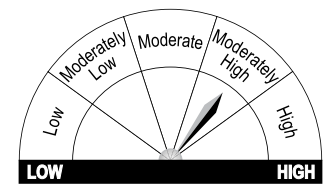


## Product Label

This product is suitable for investors who are seeking\*:

- Long term capital growth
- An Equity Linked Savings Scheme (ELSS) investing in equity and equity related instruments with the objective to provide investors with opportunities for capital appreciation and income along with the benefit of income-tax deduction (under section 80C of the Income-tax Act, 1961) on their investments, subject to a statutory lock-in of three years.

Riskometer



Investors understand that their principal will be at Moderately High risk

\*Investors should consult their financial advisors if in doubt about whether the product is suitable for them.

# IDBI India Top 100 Equity Fund (IIT100EF)

(An open-ended growth scheme)

## Scheme Features

### Investment objective:

To provide investors with opportunities for long-term growth in capital through active management of a diversified basket of equity stocks, debt and money market instruments. The investment universe of the scheme will be restricted to equity stocks and equity related instruments of companies that are constituents of the Nifty 50 Index and the Nifty Next 50 Index comprising a total of 100 stocks. These two indices are collectively referred to as the Nifty100 Index. The equity portfolio will be well-diversified and actively managed to realize the scheme objective.

### Fund Manager:

Mr. Anshul Mishra

### Total Experience: Over 10 Years

(Managing the Scheme since 3rd October 2016)

### Inception Date:

15th May, 2012

### Benchmark:

Nifty 100 Index

### NAV as on 31st July 2017 (₹ per unit):

	Regular	Direct
Growth	24.05	24.93
Dividend	18.88	19.67

### Monthly Average AUM:

₹ 451.43 Crs.

### AUM as on 31st July 2017:

₹ 460.64 Crs.

### Expense Ratio: (Weighted Average for the month)

Regular : 3.0659%

Direct : 1.2024%

Expense ratio is inclusive of service tax on management fees.

### Quantitative Measures:

Standard Deviation : 3.9110%

Beta : 0.9423

Sharpe Ratio : 0.1831

Portfolio Turnover Ratio<sup>^^</sup> : 0.97

Risk free rate: Overnight MIBOR (6.25% as on 31/07/2017). Source: FIMMDA.

Ratios calculated on monthly 3 years data point.

<sup>^^</sup> Lower of Purchase or Sale for one year/average AUM for one year.

### Load Structure:

Entry Load : Not Applicable

Exit Load : for Lumpsum -

1% for exit (Redemption Switch-out/Transfer/SWP) within 12 months from the date of allotment.

for SIP -

1% for exit (Redemption/Switch-out/Transfer/SWP) within 12 months from the date of allotment of each installment.

### Dividend History (Face Value: ₹ 10/- Per Unit)

Record Date	Individual / HUF (₹ Per Unit)	Others (₹ Per Unit)	Cum Dividend NAV* (in ₹)	Ex Dividend NAV (in ₹)
<b>IDBI India Top 100 Equity Fund - Dividend (Regular Plan)</b>				
31st May, 2017	1.0000	1.0000	19.15	18.16
30th May, 2016	1.0000	1.0000	16.67	15.69
25th May, 2015	1.0000	1.0000	18.18	17.15
<b>IDBI India Top 100 Equity Fund - Dividend (Direct Plan)</b>				
31st May, 2017	1.0000	1.0000	19.86	18.86
30th May, 2016	1.0000	1.0000	17.04	16.06
25th May, 2015	1.0000	1.0000	18.44	17.41

Past performance may or may not be sustained in the future. After the payment of dividend, the per unit NAV of the Dividend option of the Scheme will fall to the extent of the dividend payout and statutory levy, if any. All dividend distribution is subject to availability of distributable surplus on the record date and will be at the discretion of IDBI AMC and IDBI MF Trustee Company. For complete dividend history including daily dividend history, please refer to our website.

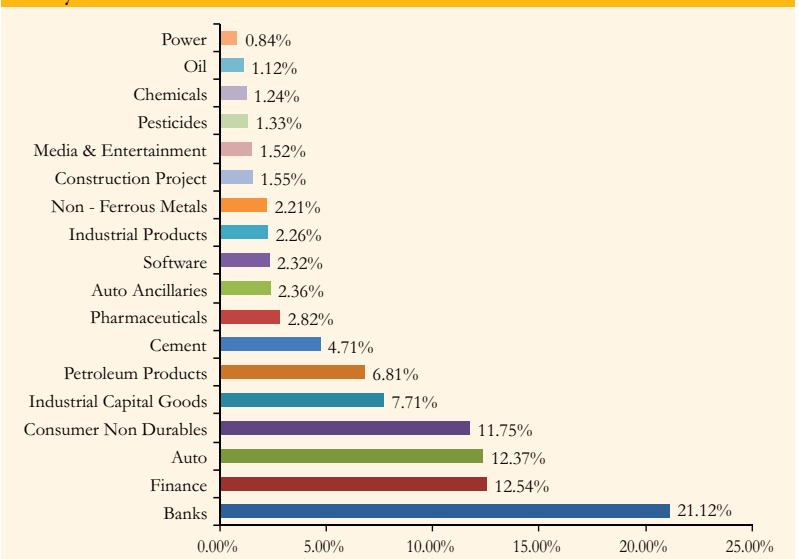
\*NAV of the record date.

## Portfolio as on 31/07/2017

Security Name	% to Net Assets*	Security Name	% to Net Assets*
<b>EQUITY &amp; EQUITY RELATED</b>	<b>96.58</b>	Shree Cements Ltd.	1.89
Maruti Suzuki India Ltd.	6.17	Bosch Ltd.	1.82
IndusInd Bank Ltd.	5.30	Hero Motocorp Ltd.	1.73
HDFC Bank Ltd.	4.61	Infosys Ltd.	1.61
ITC Ltd.	4.44	Larsen & Toubro Ltd.	1.55
Eicher Motors Ltd.	4.17	Zee Entertainment Enterprises Ltd.	1.52
Indiabulls Housing Finance Ltd.	4.00	Bajaj Finserv Ltd.	1.42
Kotak Mahindra Bank Ltd.	3.73	Reliance Industries Ltd.	1.40
Housing Development Finance Corp. Ltd.	3.39	UPL Ltd.	1.33
ICICI Bank Ltd.	3.38	Pidilite Industries Ltd.	1.24
LIC Housing Finance Ltd.	3.14	Godrej Consumer Products Ltd.	1.17
Piramal Enterprises Ltd.	2.82	Oil & Natural Gas Corp. Ltd.	1.12
UltraTech Cement Ltd.	2.82	Colgate Palmolive (India) Ltd.	0.95
Indian Oil Corp. Ltd.	2.56	Dabur India Ltd.	0.95
Siemens Ltd.	2.52	NHPC Ltd.	0.84
ABB India Ltd.	2.47	Bharat Petroleum Ltd.	0.82
Cummins India Ltd.	2.26	HCL Technologies Ltd.	0.71
Hindustan Zinc Ltd.	2.21	Bharat Heavy Electricals Ltd.	0.60
Procter & Gamble Hygiene and Health Care Ltd.	2.19	Bajaj Finance Ltd.	0.58
State Bank of India Ltd.	2.13	Motherson Sumi Systems Ltd.	0.55
Bharat Electronics Ltd.	2.13	TATA Motors Ltd.	0.31
Asian Paints Ltd.	2.06	CBLO	3.60
Hindustan Petroleum Corp. Ltd.	2.04	Cash & Cash Receivables	-0.18
Yes Bank Ltd.	1.97	<b>TOTAL</b>	<b>100.00</b>

\* Rounded off to the nearest two digits after the decimal point.

## Industry Classification



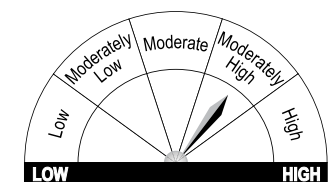
Disclaimer of IISL: The IDBI India Top 100 Equity Fund offered by IDBI Mutual Fund or its affiliates is not sponsored, endorsed, sold or promoted by India Index Services & Products Limited (IISL) and its affiliates. IISL and its affiliates do not make any representation or warranty, express or implied (including warranties of merchantability or fitness for particular purpose or use) and disclaims all liability to the owners of IDBI India Top 100 Equity Fund or any member of the public regarding the advisability of investing in securities generally or in the IDBI India Top 100 Equity Fund linked to Nifty 100 Index or particularly in the ability of the Nifty 100 Index to track general stock market performance in India. Please read the full Disclaimers in relation to the Nifty100 Index in the Scheme Information Document.

## Product Label

This product is suitable for investors who are seeking\*:

- Long term capital growth
- Investments in equity stocks and equity related instruments of companies that are constituents of Nifty100 Index.

## Riskometer



Investors understand that their principal will be at Moderately High risk

\*Investors should consult their financial advisors if in doubt about whether the product is suitable for them.



# IDBI Diversified Equity Fund (IDEF)

(An open-ended growth scheme)

## Scheme Features

### Investment objective:

To provide investors with opportunities for long-term growth in capital through investment in a diversified basket of equity stocks, debt and money market instruments. The equity portfolio will be well-diversified and actively managed to realize the Scheme objective. However, there can be no assurance that the investment objective of the scheme will be realized.

### Fund Manager:

Mr. V. Balasubramanian

### Total Experience: Over 36 Years

(Managing the Scheme since inception)

### Inception Date:

28th March, 2014

### Benchmark:

S&P BSE 500 Index

### NAV as on 31st July 2017 (₹ per unit):

	Regular	Direct
Growth	19.88	20.50
Dividend	17.59	18.16

### Monthly Average AUM:

₹ 463.36 Crs.

### AUM as on 31st July 2017:

₹ 459.89 Crs.

### Expense Ratio: (Weighted Average for the month)

Regular : 2.9565%

Direct : 0.8989%

Expense ratio is inclusive of service tax on management fees.

### Quantitative Measures:

Standard Deviation : 3.7376%

Beta : 0.7802

Sharpe Ratio : 0.2246

Portfolio Turnover Ratio<sup>^^</sup> : 0.22

Risk free rate: Overnight MIBOR (6.25% as on 31/07/2017). Source: FIMMDA.

Ratios calculated on monthly 3 years data point.

<sup>^^</sup> Lower of Purchase or Sale for one year/average AUM for one year.

### Load Structure:

Entry Load : Not Applicable

Exit Load : For Lumpsum -

1% for exit (Redemption/Switch-out/Transfer/SWP) within 12 months from the date of allotment.

For SIP -

1% for exit (Redemption/Switch-out/Transfer/SWP) within 12 months from the date of allotment of each installment.

## Dividend History

(Face Value: ₹ 10/- Per Unit)

Record Date	Individual / HUF (₹ Per Unit)	Others (₹ Per Unit)	Cum Dividend NAV* (in ₹)	Ex Dividend NAV (in ₹)
<b>IDBI Diversified Equity Fund - Dividend (Regular Plan)</b>				
26th September, 2016	1.0000	1.0000	16.98	16.01
25th May, 2015	1.0000	1.0000	16.79	15.74
<b>IDBI Diversified Equity Fund - Dividend (Direct Plan)</b>				
26th September, 2016	1.0000	0.0000	17.25	16.27
25th May, 2015	1.0000	1.0000	16.89	15.84

Past performance may or may not be sustained in the future. After the payment of dividend, the per unit NAV of the Dividend option of the Scheme will fall to the extent of the dividend payout and statutory levy, if any. All dividend distribution is subject to availability of distributable surplus on the record date and will be at the discretion of IDBI AMC and IDBI MF Trustee Company. For complete dividend history including daily dividend history, please refer to our website.

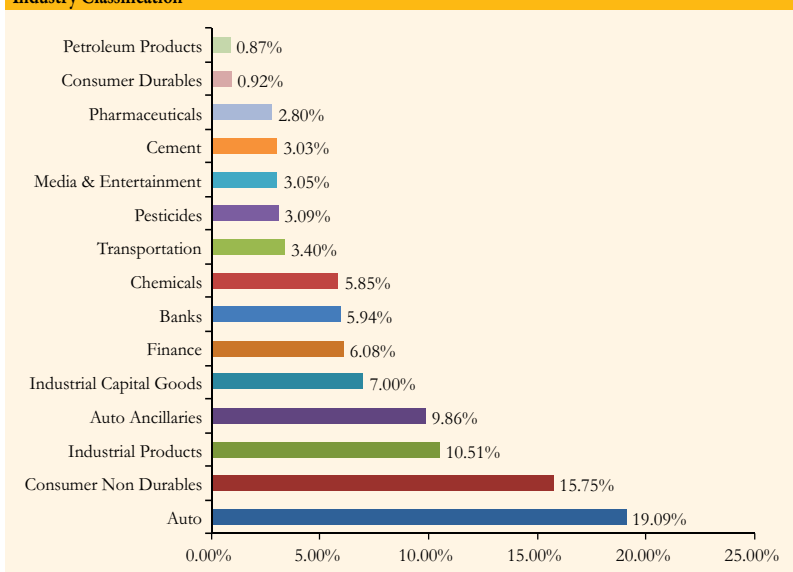
\* NAV of the record date.

## Portfolio as on 31/07/2017

Security Name	% to Net Assets*	Security Name	% to Net Assets*
<b>DEBENTURES</b>			
Blue Dart Express Ltd.	0.01	The Great Eastern Shipping Co. Ltd.	1.94
EQUITY & EQUITY RELATED	97.22	Bosch Ltd.	1.94
Eicher Motors Ltd.	4.90	Thermax Ltd.	1.87
Hindustan Unilever Ltd.	4.39	Canara Bank Ltd.	1.84
Kotak Mahindra Bank Ltd.	4.10	VST Industries Ltd.	1.54
Lakshmi Machine Works Ltd.	3.96	Blue Dart Express Ltd.	1.44
BASF India Ltd.	3.69	Force Motors Ltd.	1.31
Mahindra & Mahindra Ltd.	3.50	Colgate Palmolive (India) Ltd.	1.31
Hero Motocorp Ltd.	3.17	Grindwell Norton Ltd.	1.29
TVS Motor Co. Ltd.	3.16	ITC Ltd.	1.24
Bayer Cropscience Ltd.	3.09	FAG Bearings India Ltd.	1.18
PVR Ltd.	3.05	SKF India Ltd.	1.18
Bajaj Auto Ltd.	3.05	ABB India Ltd.	1.17
Shree Cements Ltd.	3.03	Procter & Gamble Hygiene and Health Care Ltd.	1.15
Abbott India Ltd.	2.80	Greaves Cotton Ltd.	1.12
Gillette India Ltd.	2.79	Berger Paints India Ltd.	1.10
Cholamandalam Investment and Finance Co. Ltd.	2.63	Elantas Beck India Ltd.	1.02
Wabco India Ltd.	2.52	Sundaram Finance Ltd.	1.01
Bharat Forge Ltd.	2.49	Goodyear India Ltd.	0.93
CRISIL Ltd.	2.44	Hawkins Cookers Ltd.	0.92
Exide Industries Ltd.	2.36	Castrol India Ltd.	0.87
Britannia Industries Ltd.	2.23	Orient Refractories Ltd.	0.08
Pidilite Industries Ltd.	2.16	CBLO	2.68
Cummins India Ltd.	2.14	Cash & Cash Receivables	0.09
MRF Ltd.	2.10	TOTAL	100.00

\* Rounded off to the nearest two digits after the decimal point.

## Industry Classification

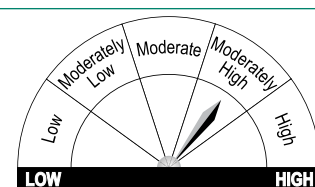


## Product Label

This product is suitable for investors who are seeking\*:

- Long term capital growth
- Investments predominantly in equity & equity related instruments.

## Riskmeter



Investors understand that their principal will be at Moderately High risk

\*Investors should consult their financial advisors if in doubt about whether the product is suitable for them.

# IDBI Nifty Index Fund (INIF)

(An open-ended passively managed equity scheme tracking the Nifty 50 Index [Total Returns Index])

## Scheme Features

### Investment objective:

The investment objective of the scheme is to invest only in and all the stocks comprising the Nifty 50 Index in the same weights of these stocks as in the Index with the objective to replicate the performance of the Total Returns Index of Nifty 50 Index. The scheme may also invest in derivatives instruments such as Futures and Options linked to stocks comprising the Index or linked to the Nifty 50 Index. The scheme will adopt a passive investment strategy and will seek to achieve the investment objective by minimizing the tracking error between the Nifty 50 Index (Total Returns Index) and the Scheme.

### Fund Manager:

Mr. Anshul Mishra

### Total Experience:

Over 10 Years  
(Managing the Scheme since 9th April 2015)

### Inception Date:

25th June, 2010

### Benchmark:

Nifty 50 Index-TRI (Total Returns Index)

### NAV as on 31st July 2017 (₹ per unit):

	Regular	Direct
Growth	18.7388	19.3865
Dividend	17.8694	18.4889

### Monthly Average AUM:

₹ 197.78 Crs.

### AUM as on 31st July 2017:

₹ 198.03 Crs.

### Expense Ratio: (Weighted Average for the month)

Regular : 1.9949%

Direct : 0.6969%

Expense ratio is inclusive of service tax on management fees.

### Quantitative Measures:

Portfolio Turnover Ratio<sup>^^</sup> : 0.43

Tracking Error : 0.2068%

Annualised tracking error for last 12 month's period.

<sup>^^</sup> Lower of Purchase or Sale for one year/average AUM for one year.

### Load Structure:

Entry Load : Not Applicable

Exit Load (for Lumpsum & SIP) : Nil

### Dividend History

(Face Value: ₹ 10/- Per Unit)

Record Date	Individual / HUF (₹ Per Unit)	Others (₹ Per Unit)	Cum Dividend NAV* (in ₹)	Ex Dividend NAV (in ₹)
IDBI Nifty Index Fund - Dividend (Regular Plan)				
14th October, 2010	0.4000	0.4000	11.5740	10.9628
31st August, 2010	0.1200	0.0000	10.2883	10.2886

Past performance may or may not be sustained in the future. After the payment of dividend, the per unit NAV of the Dividend option of the Scheme will fall to the extent of the dividend payout and statutory levy, if any. All dividend distribution is subject to availability of distributable surplus on the record date and will be at the discretion of IDBI AMC and IDBI MF Trustee Company. For complete dividend history including daily dividend history, please refer to our website.

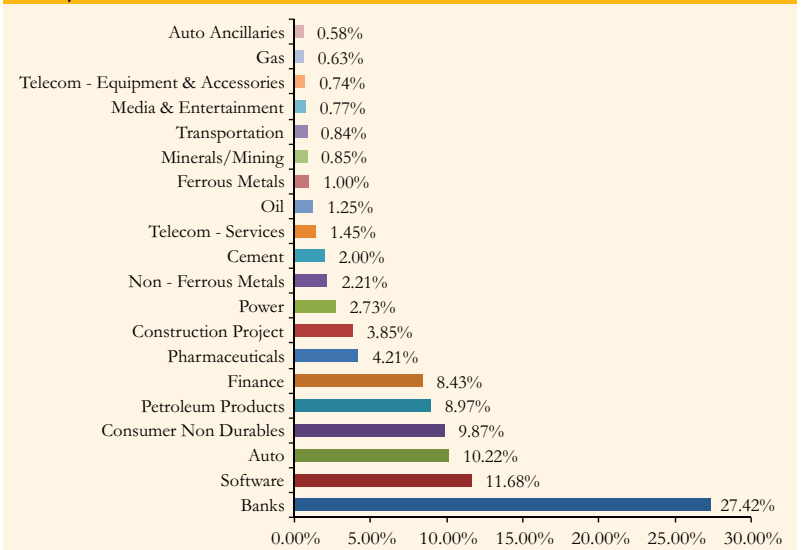
\* NAV of the record date.

## Portfolio as on 31/07/2017

Security Name	% to Net Assets*	Security Name	% to Net Assets*
<b>EQUITY &amp; EQUITY RELATED</b>	<b>99.69</b>	Eicher Motors Ltd.	1.05
HDFC Bank Ltd.	9.44	Bajaj Auto Ltd.	1.00
Housing Development Finance Corpn. Ltd.	7.44	TATA Steel Ltd.	1.00
Reliance Industries Ltd.	7.02	Indiabulls Housing Finance Ltd.	0.99
ITC Ltd.	6.36	Indian Oil Corpn. Ltd.	0.98
Infosys Ltd.	5.29	Bharat Petroleum Ltd.	0.96
ICICI Bank Ltd.	5.08	Wipro Ltd.	0.96
Larsen & Toubro Ltd.	3.85	Coal India Ltd.	0.85
TATA Consultancy Services Ltd.	3.47	Hindalco Industries Ltd.	0.85
Kotak Mahindra Bank Ltd.	3.25	Adani Ports and Special Economic Zone Ltd.	0.84
State Bank of India Ltd.	3.04	Zee Entertainment Enterprises Ltd.	0.77
Maruti Suzuki India Ltd.	2.69	Dr. Reddys Laboratories Ltd.	0.76
Axis Bank Ltd.	2.31	CIPLA Ltd.	0.74
TATA Motors Ltd.	2.19	Bharti Infratel Ltd.	0.74
Hindustan Unilever Ltd.	2.16	Lupin Ltd.	0.65
IndusInd Bank Ltd.	2.16	GAIL (India) Ltd.	0.63
Yes Bank Ltd.	1.73	Tech Mahindra Ltd.	0.63
Mahindra & Mahindra Ltd.	1.71	Bosch Ltd.	0.58
Sun Pharmaceuticals Industries Ltd.	1.54	Aurobindo Pharma Ltd.	0.53
Bharti Airtel Ltd.	1.45	Ambuja Cements Ltd.	0.51
Vedanta Ltd (Old Name Sesa Sterlite Ltd)	1.36	Bank Of Baroda Ltd.	0.41
Asian Paints Ltd.	1.35	ACC Ltd.	0.39
HCL Technologies Ltd.	1.34	TATA Power Co. Ltd.	0.38
Power Grid Corpn. of India Ltd.	1.28	TATA Motors Ltd. DVR	0.35
Oil & Natural Gas Corpn. Ltd.	1.25	CBLO	0.24
Hero Motocorp Ltd.	1.24	Cash & Cash Receivables	0.07
UltraTech Cement Ltd.	1.11	<b>TOTAL</b>	<b>100.00</b>
NTPC Ltd.	1.06		

\* Rounded off to the nearest two digits after the decimal point.

## Industry Classification



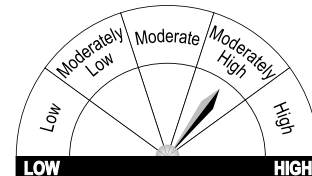
Disclaimer of IISL : The IDBI Nifty Index Fund offered by IDBI Mutual Fund or its affiliates is not sponsored, endorsed, sold or promoted by India Index Services & Products Limited (IISL) and its affiliates. IISL and its affiliates do not make any representation or warranty, express or implied (including warranties of merchantability or fitness for particular purpose or use) and disclaims all liability to the owners of IDBI Nifty Index Fund or any member of the public regarding the advisability of investing in securities generally or in the IDBI Nifty Index Fund linked to Nifty 50 Index or particularly in the ability of the Nifty 50 Index to track general stock market performance in India. Please read the full Disclaimers in relation to the Nifty 50 Index in the Scheme Information Document.

## Product Label

This product is suitable for investors who are seeking\*:

- Long Term growth in a passively managed scheme tracking Nifty 50 Index (TRI)
- Investments only in and all stocks comprising Nifty 50 Index in the same weight of these stocks as in Index with objective to replicate performance of Nifty 50 Index (TRI)

## Riskometer



Investors understand that their principal will be at Moderately High risk

\*Investors should consult their financial advisors if in doubt about whether the product is suitable for them.

# IDBI Nifty Junior Index Fund (INJIF)

(An open-ended passively managed equity scheme tracking the Nifty Next 50 Index (Total Returns Index))

## Scheme Features

### Investment objective:

The investment objective of the scheme is to invest only in and all the stocks comprising the Nifty Next 50 Index in the same weights of these stocks as in the Index with the objective to replicate the performance of the Total Returns Index of Nifty Next 50 Index. The scheme may also invest in derivatives instruments such as Futures and Options linked to stocks comprising the Index or linked to the Nifty Next 50 Index as and when the derivative products on the same are made available. The scheme will adopt a passive investment strategy and will seek to achieve the investment objective by minimizing the tracking error between the Nifty Next 50 Index (Total Returns Index) and the Scheme.

### Fund Manager:

Mr. Anshul Mishra

**Total Experience:** Over 10 Years

(Managing the Scheme since 9th April 2015)

### Inception Date:

20th September, 2010

### Benchmark:

Nifty Next 50 Index-TRI (Total Returns Index)

### NAV as on 31st July 2017 (₹ per unit):

	Regular	Direct
Growth	21.3205	22.1556
Dividend	21.3205	22.1556

### Monthly Average AUM:

₹ 40.00 Crs.

### AUM as on 31st July 2017:

₹ 40.86 Crs.

### Expense Ratio: (Weighted Average for the month)

Regular : 1.9647%

Direct : 0.6666%

Expense ratio is inclusive of service tax on management fees.

### Quantitative Measures:

Portfolio Turnover Ratio<sup>^^</sup> : 0.46

Tracking Error : 0.4552%

Annualised tracking error for last 12 month's period.

<sup>^^</sup> Lower of Purchase or Sale for one year/average AUM for one year.

### Load Structure:

Entry Load : Not Applicable

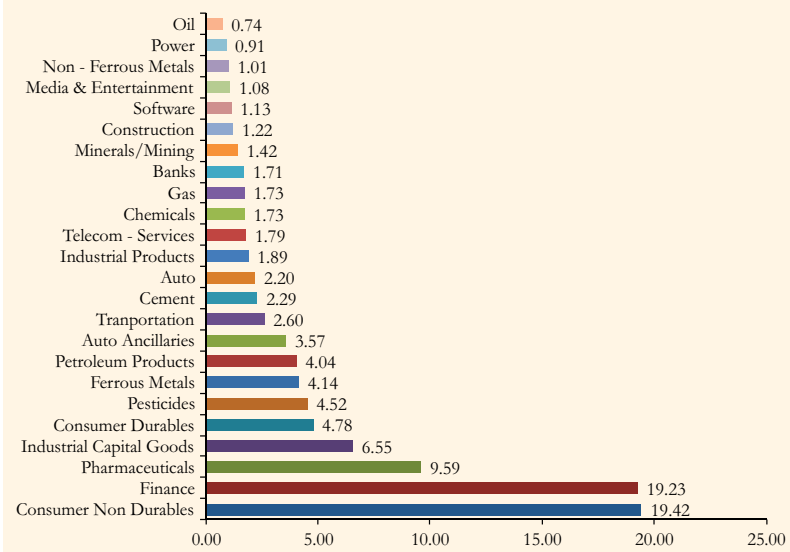
Exit Load (for Lumpsum & SIP) : Nil

## Portfolio as on 31/07/2017

Security Name	% To Net Assets*	Security Name	% To Net Assets*
<b>EQUITY &amp; EQUITY RELATED</b>	<b>99.29</b>		
Bajaj Finance Ltd.	5.15	Pidilite Industries Ltd.	1.73
UPL Ltd.	4.52	Petronet LNG Ltd.	1.73
Bajaj Finserv Ltd.	4.26	Punjab National Bank Ltd.	1.71
Hindustan Petroleum Corpn. Ltd.	4.04	Havells India Ltd.	1.58
Godrej Consumer Products Ltd.	3.69	Power Finance Corpn. Ltd.	1.58
Motherson Sumi Systems Ltd.	3.57	Glenmark Pharmaceuticals Ltd.	1.45
Piramal Enterprises Ltd.	3.38	NMDC Ltd.	1.42
Britannia Industries Ltd.	3.25	DLF Ltd.	1.22
JSW Steel Ltd.	3.25	Divis Laboratories Ltd.	1.21
Titan Co. Ltd.	3.20	ICICI Prudential Life Insurance Co. Ltd.	1.21
LIC Housing Finance Ltd.	2.95	Oracle Financial Services Software Ltd.	1.13
Dabur India Ltd.	2.47	Sun TV Network Ltd.	1.08
Marico Ltd.	2.44	Procter & Gamble Hygiene and Health Care Ltd.	1.07
Shree Cements Ltd.	2.29	ABB India Ltd.	1.06
Ashok Leyland Ltd.	2.20	Hindustan Zinc Ltd.	1.01
Shriram Transport Finance Co. Ltd.	2.08	Emami Ltd.	0.96
Colgate Palmolive (India) Ltd.	2.03	GlaxoSmithkline Consumer Healthcare Ltd.	0.91
Rural Electrification Corpn. Ltd.	2.00	NHPC Ltd.	0.91
Cadila Healthcare Ltd.	1.96	Steel Authority of India Ltd.	0.90
Cummins India Ltd.	1.89	Torrent Pharmaceuticals Ltd.	0.89
Bharat Heavy Electricals Ltd.	1.85	Interglobe Aviation Ltd.	0.83
Siemens Ltd.	1.83	United Breweries Ltd.	0.78
United Spirits Ltd.	1.83	Oil India Ltd.	0.74
Bharat Electronics Ltd.	1.80	Glaxosmithkline Pharmaceuticals Ltd.	0.69
Idea Cellular Ltd.	1.79	CBLO	0.56
Container Corpn. of India Ltd.	1.77	Cash & Cash Receivables	0.15
		<b>TOTAL</b>	<b>100.00</b>

\* Rounded off to the nearest two digits after the decimal point.

## Industry Classification



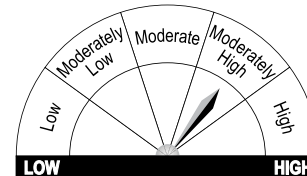
Disclaimer of IISL: The IDBI Nifty Junior Index Fund offered by IDBI Mutual Fund or its affiliates is not sponsored, endorsed, sold or promoted by India Index Services & Products Limited (IISL) and its affiliates. IISL and its affiliates do not make any representation or warranty, express or implied (including warranties of merchantability or fitness for particular purpose or use) and disclaims all liability to the owners of IDBI Nifty Junior Index Fund or any member of the public regarding the advisability of investing in securities generally or in the IDBI Nifty Junior Index Fund linked to Nifty Next 50 Index or particularly in the ability of the Nifty Next 50 Index to track general stock market performance in India. Please read the full Disclaimers in relation to the Nifty Next 50 Index in the Scheme Information Document.

## Product Label

This product is suitable for investors who are seeking\*:

- Long Term growth in a passively managed scheme tracking Nifty Next 50 Index (TRI)
- Investments only in and all stocks comprising Nifty Next 50 Index in the same weight of these stocks as in Index with objective to replicate performance of Nifty Next 50 Index (TRI)

Riskometer



Investors understand that their principal will be at Moderately High risk

\*Investors should consult their financial advisors if in doubt about whether the product is suitable for them.



# IDBI Midcap Fund (IMF)

(An open-ended equity scheme)

## Scheme Features

### Investment objective:

The objective of the scheme is to provide investors with the opportunities for long-term capital appreciation by investing predominantly in Equity and Equity related instruments of Midcap Companies. However there can be no assurance that the investment objective under the scheme will be realized.

### Fund Managers:

V. Balasubramanian

### Total Experience:

Over 36 Years  
(Managing the Scheme since inception)

### Inception Date:

25th January 2017

### Benchmark:

Nifty Free Float Midcap 100

### NAV as on 31st July 2017 (₹ per unit):

	Regular	Direct
Growth	11.46	11.61
Dividend	11.46	11.61

### Monthly Average AUM:

₹ 254.76 Crs.

### AUM as on 31st July 2017:

₹ 261.73 Crs.

### Expense Ratio: (Weighted Average for the month)

Regular : 3.0623%

Direct : 0.3988%

Expense ratio is inclusive of service tax on management fees.

### Load Structure:

Entry Load : Not Applicable

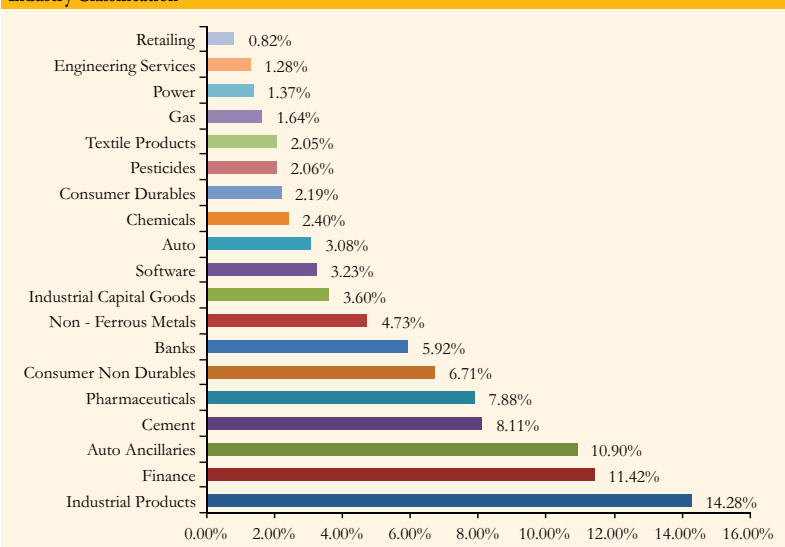
Exit Load : 1% for exit within 12 months from the date of allotment.

## Portfolio as on 31/07/2017

Security Name	% To Net Assets*	Security Name	% To Net Assets*
<b>EQUITY &amp; EQUITY RELATED</b>	<b>93.67</b>	CEC Ltd.	1.37
Bajaj Finance Ltd.	3.24	IDFC Bank Ltd.	1.36
Minda Industries Ltd.	3.02	National Aluminium Co. Ltd.	1.33
Procter & Gamble Hygiene and Health Care Ltd.	3.00	VA Tech Wabag Ltd.	1.28
Shree Cements Ltd.	2.84	Navin Fluorine International Ltd.	1.26
RBL Bank Ltd.	2.45	JK Tyre and Industries Ltd.	1.24
Vedanta Ltd. (Old Name Ses Sterlite Ltd.)	2.41	Strides Shasun Ltd.	1.21
Finolex Industries Ltd.	2.36	Vinati Organics Ltd.	1.14
TATA ELXSI Ltd.	2.34	Trident Ltd.	1.10
Indiabulls Housing Finance Ltd.	2.25	Johnson Controls-Hitachi Air Conditioning India Ltd.	1.09
Motherson Sumi Systems Ltd.	2.24	CCL Products (India) Ltd.	1.08
Canara Bank Ltd.	2.11	Finolex Cables Ltd.	1.07
Akzo Nobel India Ltd.	2.11	PI Industries Ltd.	1.05
Aurobindo Pharma Ltd.	2.06	ELGI Equipment Ltd.	1.05
AIA Engineering Ltd.	2.00	Carborandum Universal Ltd.	1.04
Siemens Ltd.	1.95	UPL Ltd.	1.01
Mahindra & Mahindra Financial Services Ltd.	1.92	Gujarat State Petronet Ltd.	1.00
Cummins India Ltd.	1.89	Himatsingka Seide Ltd.	0.95
Dalmia Bharat Ltd.	1.87	Hindustan Copper Ltd.	0.93
Sterlite Technologies Ltd.	1.86	Tech Mahindra Ltd.	0.88
Grasim Industries Ltd.	1.84	Trent Ltd.	0.82
PNB Housing Finance Ltd.	1.72	Century Plyboards (India) Ltd.	0.78
BEML Ltd.	1.65	Kirloskar Oil Engines Ltd.	0.73
Sanofi India Ltd.	1.64	Timken India Ltd.	0.66
Supreme Industries Ltd.	1.64	Gujarat Gas Ltd.	0.64
Bharat Financial Inclusion Ltd.	1.61	Zydus Wellness Ltd.	0.52
Amara Raja Batteries Ltd.	1.59	Aditya Birla Financial Services Ltd.	0.41
The Ramco Cements Ltd.	1.56	Bajaj Electricals Ltd.	0.31
Force Motors Ltd.	1.54	Housing & Urban Development Corp. Ltd.	0.28
Escorts Ltd.	1.53	7.5% Vendanta Redeemable Preference Shares	0.06
Torrent Pharmaceuticals Ltd.	1.51	<b>CBLO</b>	<b>5.97</b>
Cadila Healthcare Ltd.	1.45	<b>Cash &amp; Cash Receivables</b>	<b>0.36</b>
Endurance Technologies Ltd.	1.42	<b>TOTAL</b>	<b>100.00</b>
Bosch Ltd.	1.39		

\* Rounded off to the nearest two digits after the decimal point.

## Industry Classification



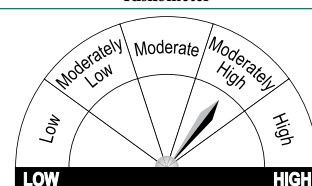
Disclaimer of IISL: The IDBI Midcap Fund offered by IDBI Mutual Fund is not sponsored, endorsed, sold or promoted by India Index Services & Products Limited (IISL). IISL does not make any representation or warranty, express or implied (including warranties of merchantability or fitness for particular purpose or use) and disclaims all liability to the owners of IDBI Midcap Fund or any member of the public regarding the advisability of investing in securities generally or in the IDBI Midcap Fund linked to Nifty Free Float Midcap 100 Index or particularly in the ability of the Nifty Free Float Midcap 100 Index to track general stock market performance in India. Please read the full Disclaimers in relation to the Nifty Free Float Midcap 100 Index in the Scheme Information Document.

## Product Label

This product is suitable for investors who are seeking\*:

- Long term capital growth
- Investment predominantly in equity & equity related instruments of Midcap companies

## Riskometer



Investors understand that their principal will be at Moderately High risk

\*Investors should consult their financial advisors if in doubt about whether the product is suitable for them.

# IDBI Small Cap Fund (ISF)

(An open-ended equity scheme)

## Scheme Features

### Investment objective:

The objective of the scheme is to provide investors with the opportunities for long-term capital appreciation by investing predominantly in Equity and Equity related instruments of Small Cap companies. However there can be no assurance that the investment objective under the Scheme will be realized.

### Fund Managers:

V. Balasubramanian

### Total Experience:

Over 36 Years  
(Managing the Scheme since inception)

### Inception Date:

21st June 2017

### Benchmark:

Nifty Smallcap 250 Index

### NAV as on 31st July 2017 (₹ per unit):

	Regular	Direct
Growth	10.03	10.06
Dividend	10.03	10.06

### Monthly Average AUM:

₹ 233.03 Crs.

### AUM as on 31st July 2017:

₹ 234.01 Crs.

### Expense Ratio: (Weighted Average for the month)

Regular : 3.1556%

Direct : 0.4099%

Expense ratio is inclusive of service tax on management fees.

### Load Structure:

Entry Load : Not Applicable

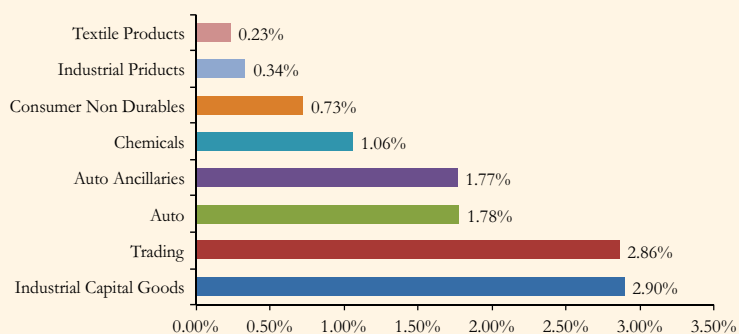
Exit Load : 1% for exit within 12 months from the date of allotment.

## Portfolio as on 31/07/2017

Issuer Name	% To Net Assets*
<b>EQUITY &amp; EQUITY RELATED</b>	<b>11.66</b>
3M India Ltd.	2.86
ABB India Ltd.	1.82
V S T Tillers Tractors Ltd.	1.78
Goodyear India Ltd.	1.15
Honeywell Automation India Ltd.	1.07
TATA Chemicals Ltd.	1.06
TATA Global Beverages Ltd.	0.73
Sundaram Clayton Ltd.	0.62
INEOS Styrolution India Ltd.	0.34
Rajapalayam Mills Ltd.	0.23
<b>CBLO</b>	<b>87.86</b>
<b>Cash &amp; Cash Receivables</b>	<b>0.48</b>
<b>TOTAL</b>	<b>100.00</b>

\* Rounded off to the nearest two digits after the decimal point.

## Industry Classification

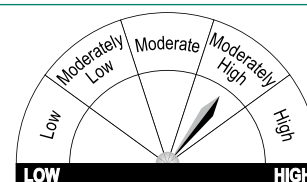


## Product Label

This product is suitable for investors who are seeking\*:

- Long term capital growth
- Investment predominantly in equity & equity related instruments of Small Cap companies.

## Riskometer



Investors understand that their principal will be at Moderately High risk

\*Investors should consult their financial advisors if in doubt about whether the product is suitable for them.

# IDBI Prudence Fund (IPF)

(An open-ended balanced scheme)

## Scheme Features

### Investment objective:

The investment objective of the scheme would be to generate opportunities for capital appreciation along with income by investing in a diversified basket of equity and equity related instruments, debt and money market instruments. However, there can be no assurance that the investment objective of the scheme will be realized.

### Fund Managers:

V. Balasubramanian  
(Equity Portion)  
Mr. Raju Sharma  
(Debt Portion)

### Total Experience:

Over 36 Years  
(Managing the Scheme since inception)  
Over 25 Years  
(Managing the Scheme since 3rd May, 2017)

### Inception Date:

24th October 2016

### Benchmark:

50% S&P BSE 500 Index + 50% CRISIL Composite Bond Fund Index

### NAV as on 31st July 2017 (₹ per unit):

	Regular	Direct
Growth	11.5055	11.6614
Dividend	11.5055	11.6614

### Monthly Average AUM:

₹ 401.77 Crs.

### AUM as on 31st July 2017:

₹ 412.69 Crs.

### Expense Ratio: (Weighted Average for the month)

Regular : 3.1880%

Direct : 1.0641%

Expense ratio is inclusive of service tax on management fees.

### Load Structure:

Entry Load : Not Applicable

Exit Load : 1% for exit within 12 months from the date of allotment.

(for Lumpsum & SIP) No load on exit after the aforementioned period.

## Portfolio as on 31/07/2017

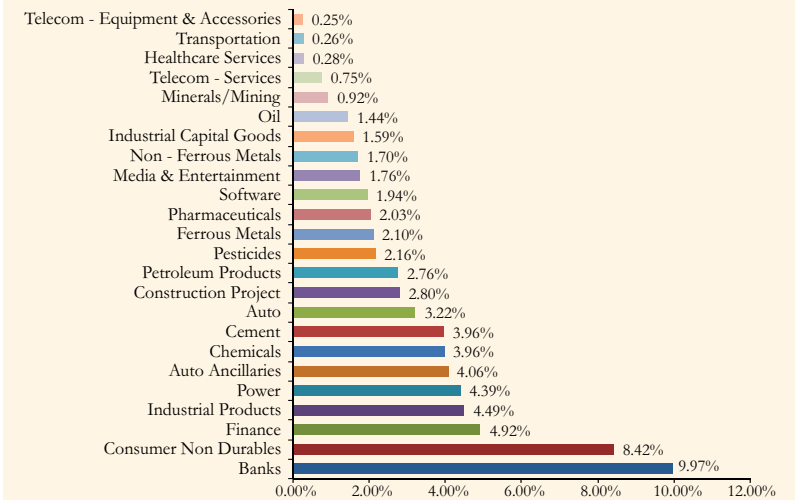
Issuer / Security Name	Rating	% To Net Assets*	Issuer / Security Name	Rating	% To Net Assets*
<b>COMMERCIAL PAPER</b>		<b>7.15</b>	ITC Ltd.	N.A	1.04
Reliance Home Finance Ltd.	ICRA A1+	7.15	Vedanta Ltd. (Old Name Sesa Sterlite Ltd.)	N.A	1.02
<b>FIXED COUPON BONDS</b>		<b>17.24</b>	Sundram Fasteners Ltd.	N.A	1.01
Dewan Housing Finance Corpn. Ltd.	CARE AAA	3.70	IndusInd Bank Ltd.	N.A	1.00
ICICI Bank Ltd.	CARE AA+	2.50	Sun TV Network Ltd.	N.A	0.99
LIC Housing Finance Ltd.	CRISIL AAA	2.48	Force Motors Ltd.	N.A	0.98
Rural Electrification Corpn. Ltd.	CRISIL AAA	2.46	Heidelberg Cement India Ltd.	N.A	0.98
Power Finance Corpn. Ltd.	CRISIL AAA	2.45	Castrol India Ltd.	N.A	0.97
Punjab National Bank Ltd.	IND AA+	2.44	NMDC Ltd.	N.A	0.92
Fullerton India Credit Co. Ltd.	CARE AAA	1.22	JSW Energy Ltd.	N.A	0.86
<b>EQUITY &amp; EQUITY RELATED</b>		<b>70.13</b>	Finolex Cables Ltd.	N.A	0.79
HDFC Bank Ltd.	N.A	3.47	Inox Leisure Ltd.	N.A	0.78
Yes Bank Ltd.	N.A	2.86	TATA Communications Ltd.	N.A	0.75
State Bank of India Ltd.	N.A	2.66	Info Edge India Ltd.	N.A	0.71
Hindustan Unilever Ltd.	N.A	2.53	Hindustan Zinc Ltd.	N.A	0.68
Pidilite Industries Ltd.	N.A	2.32	Indiabulls Housing Finance Ltd.	N.A	0.66
Larsen & Toubro Ltd.	N.A	2.17	NCC Ltd.	N.A	0.62
UPL Ltd.	N.A	2.16	Power Grid Corpn. of India Ltd.	N.A	0.61
TVS Motor Co. Ltd.	N.A	2.12	Power Finance Corpn. Ltd.	N.A	0.60
JSW Steel Ltd.	N.A	2.10	Timken India Ltd.	N.A	0.53
Nestle India Ltd.	N.A	1.97	TVS Srichakra Ltd.	N.A	0.50
Dewan Housing Finance Corpn. Ltd.	N.A	1.83	Infrastructure Development		
Indian Oil Corpn. Ltd.	N.A	1.78	Finance Co. Ltd.	N.A	0.43
Century Textiles and Industries Ltd.	N.A	1.78	Sun Pharmaceuticals Industries Ltd.	N.A	0.39
Godrej Industries Ltd.	N.A	1.77	Fortis Healthcare Ltd.	N.A	0.28
Bharat Forge Ltd.	N.A	1.67	Interglobe Aviation Ltd.	N.A	0.26
Aarti Industries Ltd.	N.A	1.64	Bharti Infratel Ltd.	N.A	0.25
Lupin Ltd.	N.A	1.64	Housing & Urban Development		
CESC Ltd.	N.A	1.64	Corp. Ltd.	N.A	0.20
Bharat Heavy Electricals Ltd.	N.A	1.59	L And T Finance Holdings Ltd.	N.A	0.13
Oil & Natural Gas Corpn Ltd.	N.A	1.44	TATA Motors Ltd. DVR	N.A	0.12
Exide Industries Ltd.	N.A	1.43	Sintex Plastics Technology Ltd.	N.A	0.07
Jain Irrigation Systems Ltd.	N.A	1.42	<b>FIXED DEPOSITS</b>		<b>1.79</b>
Reliance Infrastructure Ltd.	N.A	1.28	IDBI Bank Ltd.	N.A	1.79
Infosys Ltd.	N.A	1.23	<b>GOV'T SECURITIES</b>		<b>1.24</b>
Birla Corpn. Ltd.	N.A	1.20	06.79 GOI 2027	SOV	1.24
Tube Investments of India Ltd.	N.A	1.13	<b>CBLO</b>		<b>3.74</b>
Kansai Nerolac Paints Ltd.	N.A	1.11	Cash & Cash Receivables		-1.29
Rural Electrification Corpn. Ltd.	N.A	1.06	<b>TOTAL</b>		<b>100.00</b>

\* Rounded off to the nearest two digits after the decimal point.

Fixed Deposits placed for margin purpose for Derivative Exposure

Total Outstanding exposure in Derivative Instruments as on July 31, 2017: Rs. 4191.38 (Market Value in Lakhs)

## Industry Classification (for equity & equity related)

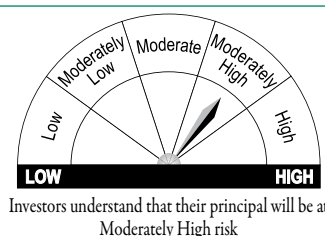


## Product Label

This product is suitable for investors who are seeking\*:

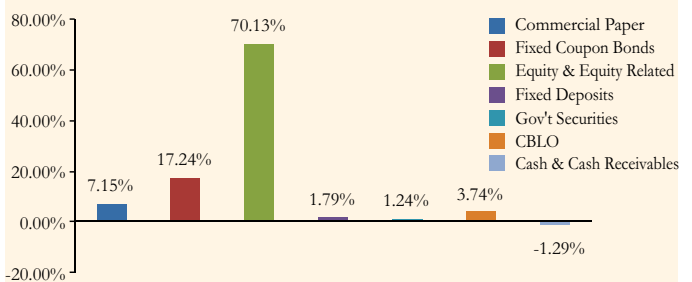
- Long term capital appreciation with income.
- Investments in equity & equity related instruments as well as debt and money market instruments.

## Riskometer



\*Investors should consult their financial advisors if in doubt about whether the product is suitable for them.

## Asset Profile



# IDBI Monthly Income Plan (IMIP)

(An open ended Income Scheme. Monthly Income is not assured and is subject to availability of distributable surplus)

## Scheme Features

### Investment objective:

The investment objective of the scheme would be to provide regular income along with opportunities for capital appreciation through investments in a diversified basket of debt instruments, equity and money market instruments.

### Fund Manager:

Mr. Raju Sharma  
(Debt Portion)

### Total Experience:

Over 25 Years  
(Managing the Scheme since 3rd May, 2017)

Mr. Anshul Mishra  
(Equity Portion)

Over 10 Years  
(Managing the Scheme since 17th October, 2016)

### Inception Date:

7th March, 2011

### Benchmark:

CRISIL MIP Blended Index

### NAV as on 31st July 2017 (₹ per unit):

	Regular	Direct
Growth	15.9579	16.4105
Monthly Dividend	13.5875	12.1289
Quarterly Dividend	12.7078	11.0903

### Monthly Average AUM:

₹ 26.84 Crs.

### AUM as on 31st July 2017:

₹ 26.57 Crs.

### Expense Ratio: (Weighted Average for the month)

Regular : 3.0272%

Direct : 1.6429%

Expense ratio is inclusive of service tax on management fees.

### Quantitative Measures:

YTM : 7.32%

Average Maturity : 5.89 Years

Modified Duration : 3.89 Years

Portfolio Turnover Ratio^^ : 2.82

^^ Lower of Purchase or Sale for one year/average AUM for one year.

### Load Structure:

Entry Load : Not Applicable

Exit Load : for Lumpsum -

1% for exit (New/Additional Purchase/Switch-out/Transfer/SWP) within 12 months from the date of allotment.

for SIP -

1% for exit (New/Additional Purchase/Switch-out/Transfer/SWP) within 12 months from the date of allotment of each installment.

## Dividend History

(Face Value: ₹ 10/- Per Unit)

Record Date	Individual / HUF (₹ Per Unit)	Others (₹ Per Unit)	Cum Dividend NAV* (in ₹)	Ex Dividend NAV (in ₹)
<b>IDBI Monthly Income Plan - Monthly Dividend (Regular Plan)</b>				
26th December, 2013	0.0545	0.0522	10.2703	10.2166
25th November, 2013	0.0468	0.0448	10.2157	10.1493
25th July, 2013	0.0545	0.0522	10.2261	10.1763
<b>IDBI Monthly Income Plan - Monthly Dividend (Direct Plan)</b>				
25th July, 2017	0.0613	0.0000	12.1391	12.0669
27th June, 2017	0.0047	0.0000	11.9939	11.9694
27th March, 2017	0.0428	0.0000	11.9265	11.9094
<b>IDBI Monthly Income Plan - Quarterly Dividend (Regular Plan)</b>				
20th April, 2017	0.2516	0.2331	12.7928	12.4160
6th July, 2015	0.1150	0.1065	11.7568	11.5837
27th March, 2015	0.2385	0.2212	12.0213	11.7359
<b>IDBI Monthly Income Plan - Quarterly Dividend (Direct Plan)</b>				
29th September, 2014	0.1948	0.1866	11.5885	11.3330
17th April, 2014	0.0935	0.0896	10.8922	10.7753
3rd April, 2013	0.1839	0.1567	10.4314	10.2030

Past performance may or may not be sustained in the future. After the payment of dividend, the per unit NAV of the Dividend option of the Scheme will fall to the extent of the dividend payout and statutory levy, if any. All dividend distribution is subject to availability of distributable surplus on the record date and will be at the discretion of IDBI AMC and IDBI MF Trustee Company. For complete dividend history including daily dividend history, please refer to our website.

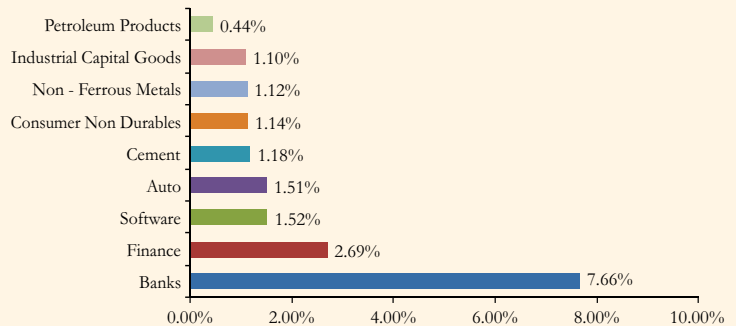
\* NAV of the record date.

## Portfolio as on 31/07/2017

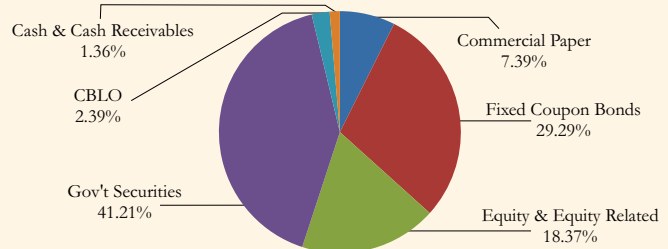
Issuer / Security Name	Rating	% To Net Assets*	Issuer / Security Name	Rating	% To Net Assets*
<b>COMMERCIAL PAPER</b>					
Reliance Home Finance Ltd.	ICRA A1+	7.39	Infosys Ltd.	N.A	1.52
<b>FIXED COUPON BONDS</b>		<b>29.29</b>	Shree Cements Ltd.	N.A	1.18
J K Cement Ltd.	CARE AA-	8.86	Procter & Gamble Hygiene and Health Care Ltd.	N.A	1.14
Piramal Enterprises Ltd.	ICRA AA	8.69	Eicher Motors Ltd.	N.A	1.13
Dewan Housing Finance Corp. Ltd.	CARE AAA	7.64	Hindustan Zinc Ltd.	N.A	1.12
Ujjivan Financial Services	ICRA A+	3.76	Bharat Electronics Ltd.	N.A	1.10
NTPC Ltd.	CRISIL AAA	0.34	Indian Oil Corp. Ltd.	N.A	0.44
<b>EQUITY &amp; EQUITY RELATED</b>		<b>18.37</b>	TATA Motors Ltd.	N.A	0.37
IndusInd Bank Ltd.	N.A	2.80	<b>GOVT SECURITIES</b>		<b>41.21</b>
Housing Development Finance Corp. Ltd.	N.A	2.69	06.79 GOI 2027	SOV	41.21
Kotak Mahindra Bank Ltd.	N.A	2.63	<b>CBLO</b>		<b>2.39</b>
ICICI Bank Ltd.	N.A	2.23	Cash & Cash Receivables		1.36
			<b>TOTAL</b>		<b>100.00</b>

\* Rounded off to the nearest two digits after the decimal point.

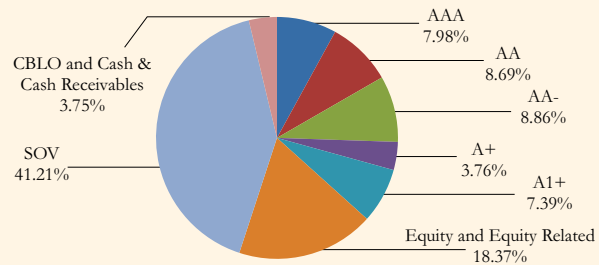
## Industry Classification (for equity & equity related)



## Asset Profile



## Rating Profile

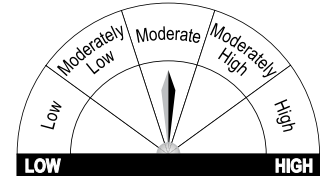


## Product Label

This product is suitable for investors who are seeking\*:

- Medium term regular income and capital appreciation
- Investments in fixed income securities (debt and money market) as well as equity and equity related instruments.

## Riskometer



Investors understand that their principal will be at Moderate risk

\*Investors should consult their financial advisors if in doubt about whether the product is suitable for them.

# IDBI Liquid Fund (ILIQF)

(An open-ended liquid scheme)

## Scheme Features

### Investment objective:

The investment objective of the scheme will be to provide investors with high level of liquidity along with regular income for their investment. The scheme will endeavour to achieve this objective through an allocation of the investment corpus in a low risk portfolio of money market and debt instruments.

### Fund Manager:

Mr. Raju Sharma

### Total Experience:

Over 25 Years

(Managing the Scheme since 3rd May, 2017)

### Inception Date:

9th July, 2010

### Benchmark:

CRISIL Liquid Fund Index

### NAV as on 31st July 2017 (₹ per unit):

	Regular	Direct
Growth	1771.4799	1779.5544
Daily Dividend	1005.2683	1002.3548
Weekly Dividend	1010.7735	1002.9501
Monthly Dividend	1004.5784	1003.1494
Bonus <sup>^</sup>	1328.6134	1334.6638

<sup>^</sup> Bonus option in this scheme has been discontinued from 15th July, 2015.

### Monthly Average AUM:

₹ 5,012.93 Crs.

### AUM as on 31st July 2017:

₹ 4,927.79 Crs.

### Expense Ratio: (Weighted Average for the month)

Regular : 0.2401%

Direct : 0.0808%

Expense ratio is inclusive of service tax on management fees.

### Quantitative Measures:

YTM : 6.50%  
Average Maturity : 64 Days  
Modified Duration : 60 Days

### Load Structure:

Entry Load : Not Applicable

Exit Load (for Lumpsum & SIP) : Nil

## Dividend History

(Face Value: ₹ 1000/- Per Unit)

Record Date	Individual / HUF (₹ Per Unit)	Others (₹ Per Unit)	Cum Dividend NAV* (in ₹)	Ex Dividend NAV (in ₹)
<b>IDBI Liquid Fund - Monthly Dividend (Regular Plan)</b>				
25th July, 2017	3.6862	3.4247	1,008.4557	1,003.5289
26th June, 2017	4.2237	3.9249	1009.1960	1003.5289
25th May, 2017	3.7593	3.4896	1008.5564	1003.5289
<b>IDBI Liquid Fund - Monthly Dividend (Direct Plan)</b>				
25th July, 2017	3.7738	0.0000	1,007.1244	1,002.0799
26th June, 2017	4.3046	0.0000	1007.8539	1002.0799
25th May, 2017	3.8126	0.0000	1007.1793	1002.0799

Past performance may or may not be sustained in the future. After the payment of dividend, the per unit NAV of the Dividend option of the Scheme will fall to the extent of the dividend payout and statutory levy, if any. All dividend distribution is subject to availability of distributable surplus on the record date and will be at the discretion of IDBI AMC and IDBI MF Trustee Company. For complete dividend history including daily dividend history, please refer to our website.

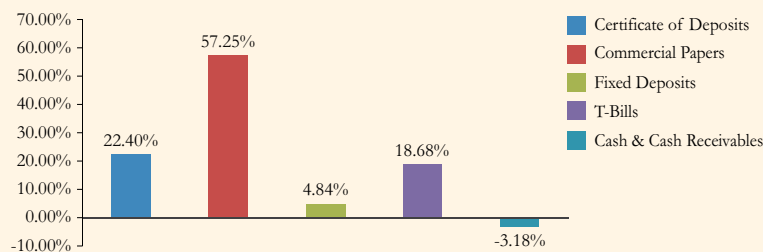
\* NAV of the record date.

## Portfolio as on 31/07/2017

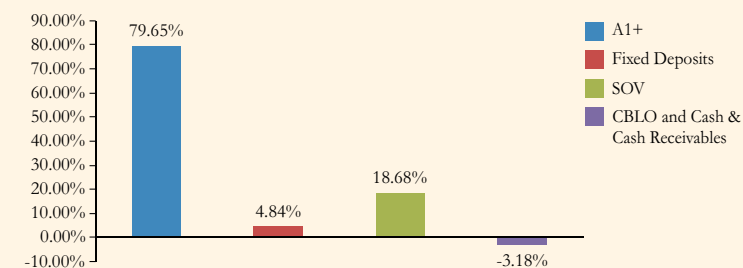
Issuer Name	Rating	% To Net Assets*	Issuer Name	Rating	% To Net Assets*
<b>CERTIFICATE OF DEPOSITS</b>					
IDFC Bank	ICRA A1+	7.58	Gujarat Fluorochemicals Ltd.	CRISIL A1+	1.21
Equitas Small Finance Bank	CRISIL A1+	4.77	Cox And Kings Ltd.	CARE A1+	1.20
RBL Bank Ltd.	ICRA A1+	4.02	DHFL Vysya Housing Finance Ltd.	ICRA A1+	0.80
Cooperative Rabobank U.A.	CRISIL A1+	2.41	Deepak Fertilisers and Petrochemicals Corpn. Ltd.	ICRA A1+	0.80
ICICI Bank Ltd.	ICRA A1+	1.61	TVS Credit Services Ltd.	CRISIL A1+	0.80
IndusInd Bank Ltd.	CRISIL A1+	1.20	KEC International Ltd.	IND A1+	0.80
Axis Bank Ltd.	ICRA A1+	0.81	Eveready Industries India Ltd.	IND A1+	0.80
<b>COMMERCIAL PAPERS</b>					
Power Grid Corpn. of India Ltd.	CRISIL A1+	6.38	JM Financial Asset Reconstruction Co. Pvt. Ltd.	ICRA A1+	0.79
Piramal Enterprises Ltd.	ICRA A1+	6.00	NRB Bearings Ltd.	CRISIL A1+	0.48
ONGC Mangalore Petrochemicals Ltd.	ICRA A1+	4.86	Aditya Birla Money Ltd.	CRISIL A1+	0.40
Srei Equipment Finance Ltd.	ICRA A1+	4.79	HDB Financial Services Ltd.	CARE A1+	0.40
India Bulls Housing Finance Ltd.	CRISIL A1+	4.39	Indostar Capital Finance Ltd.	CRISIL A1+	0.40
PTC India Financial Services Ltd.	CRISIL A1+	4.00	Kirloskar Ferrous Industries Ltd.	ICRA A1+	0.24
National Fertilizers Ltd.	ICRA A1+	2.89	Rashtriya Chemicals and Fertilizer Ltd.	ICRA A1+	0.08
Aadhar Housing Finance Ltd.	CRISIL A1+	2.79	<b>FIXED DEPOSITS</b>		
Steel Authority of India Ltd.	CARE A1+	2.39	Lakshmi Vilas Bank	N.A	4.84
Bajaj Electricals Ltd.	ICRA A1+	1.60	<b>T-BILLS</b>		
Raymond Ltd.	CRISIL A1+	1.60	91 DTB 2017	SOV	17.49
Manappuram Finance Ltd.	CRISIL A1+	1.60	182 DTB 2017	SOV	1.20
IL&FS Financial Services Ltd.	CARE A1+	1.59	<b>Cash &amp; Cash Receivables</b>		
JSW Steel Ltd.	CARE A1+	1.59	<b>TOTAL</b>		
Muthoot Homefin (India) Ltd.	ICRA A1+	1.59	<b>100.00</b>		

\* Rounded off to the nearest two digits after the decimal point.

## Asset Profile



## Rating Profile

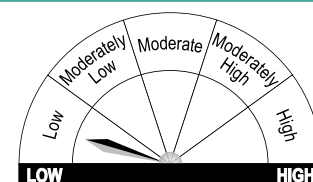


## Product Label

This product is suitable for investors who are seeking\*:

- High level of liquidity along with regular income for short term
- Investments in Debt / Money Market Instruments with maturity / residual maturity up to 91 days

## Riskometer



Investors understand that their principal will be at Low risk

\*Investors should consult their financial advisors if in doubt about whether the product is suitable for them.



## Snapshot of IDBI Mutual Fund Schemes

	IEAF	IDEF	IMF	ISF	IIT100EF	INIF	INJIF	IPF	IMIP	ILQF	IDBF	IGF	IUSTF	ISTBF	ICDOF	IGFOF	IDBIGOLD	
<b>Benchmark</b>	S&P BSE 200 Index	S&P BSE 500 Index	Nifty Free Float Midcap 100	Nifty Smallcap 250 Index	Nifty 100 Index	Nifty 50 Index-TRI (Total Returns Index)	Nifty Next 50 Index-TRI (Total Returns Index)	50% S&P BSE 500 Index + 50% CRISIL Composite Bond Fund Index	CRISIL MIP Blended Index	CRISIL Liquid Fund Index	CRISIL Composite Bond Fund Index	CRISIL Gilt Index	CRISIL Liquid Fund Index	CRISIL Short Term Bond Fund Index	CRISIL Short Term Bond Fund Index	Domestic price of Gold	Domestic price of Physical Gold	
<b>Fund Manager</b>	Mr. V. Balasubramanian				Mr. Anshul Mishra			Mr. V. Balasubramanian (Equity Portion) Mr. Raju Sharma (Debt portion) w.e.f 3rd May 2017	Mr. Anshul Mishra (Equity portion) Mr. Raju Sharma (Debt portion) w.e.f 3rd May 2017	Mr. Raju Sharma (w.e.f. 3rd May, 2017)			Mr. Bhupesh Kalyani		Mr. Anshul Mishra			
<b>Minimum / Maximum Application Amount</b>	<b>Minimum Application Amount (Lumpsum)</b> New Purchase – Rs. 5000/- and in multiples of Re. 1/- thereafter For IEAF – Rs. 500/- and in multiples of Rs. 500/- thereafter								<b>Maximum Application Amount (Lumpsum)</b> New & Additional Purchase: No limit								<b>For IDBI Gold :</b> Authorized participants & Large investors - In creation unit lot of 1000 units and multiples of 1000 units thereof or in equivalent amount in cash.	
<b>Minimum Additional Investment</b>	Rs. 1000/- and in multiples of Re.1/- thereafter For IEAF – Rs. 500/- and in multiples of Rs.500/- thereafter																-	
<b>SIP</b>	<ul style="list-style-type: none"> <li>• Rs. 500 per month for a minimum period of 12 months.</li> <li>• Rs. 1000 per month for a minimum period of 6 months.</li> <li>• Rs. 1500 per quarter for a minimum period of 4 quarters.</li> <li>• Only for IUSTF: Rs. 500 per day for a minimum of 30 installments continuously for all business days.</li> </ul> Investments above minimum amount mentioned shall be made in multiples of Rs.1/- for all SIP, except for IEAF it shall be made in multiples of Rs. 500/-. In case of SIP transactions, statutory lock-in period of 3 years is applicable to every installment made to IEAF.																NA	
<b>SWP &amp; STP</b>	Minimum balance in the Scheme should be Rs.25,000/- at the time of enrollment. SWP/STP from IEAF to any other Schemes of IDBI Mutual Fund is available only after completion of lock-in period of 3 years.																NA	
	<b>Sub-options for STP</b>		<b>Eligible dates for effect</b>		<b>Minimum amount per transfer*</b>		<b>Daily STP amount per transfer</b>		<b>Minimum term / duration applicable</b>									
	Daily (only offered under ILIQF, IUSTF and ISTBF)		All Business days		Rs. 200/-		Rs. 200/- to less than Rs. 500/-		30 Business days									
	Weekly		1st Business day of the week		Rs. 1,000/-		Rs. 500/- to less than Rs. 1,000/-		12 Business days									
	Monthly		1st, 5th, 10th, 15th, 20th and 25th of the month		Rs. 1,000/-		Rs. 1,000/- and above		6 Business days									
	Quarterly		1st, 5th, 10th, 15th, 20th and 25th of the each quarter		Rs. 2,500/-		Weekly & Monthly STP: 12 Installments; Quarterly STP: 4 Installments											
	(*Multiples of Re.1/- thereafter except under IEAF where STP will be made at a minimum of Rs.500/- and in multiples of Rs.500/- thereafter.)																	
	SWP: Minimum amount for each withdrawal is Rs.1000/- and in multiples of Re.1/- thereafter for a minimum period of 6 months. Withdrawal on 25 <sup>th</sup> of each month or, if 25 <sup>th</sup> is a holiday, then the next effective business day.																	

Full Form of SIP, SWP & STP is “Systematic Investment Plan”, “Systematic Withdrawal Plan” & “Systematic Transfer Plan”

### Plans, options and sub-options

No	Scheme	Plan*	Option	Sub-option / Frequency of Dividend	Mode of dividend payment
1	IEAF	Regular & Direct	Dividend	NA	Payout/ Sweep
			Growth	NA	NA
2	IDEF	Regular & Direct	Dividend	NA	Reinvestment / Payout/ Sweep
			Growth	NA	NA
3	IIT100EF	Regular & Direct	Dividend	NA	Reinvestment / Payout/ Sweep
			Growth	NA	NA
4	INIF	Regular & Direct	Dividend	NA	Reinvestment / Payout/ Sweep
			Growth	NA	NA
5	INJIF	Regular & Direct	Dividend	NA	Reinvestment / Payout/ Sweep
			Growth	NA	NA
6	IMF	Regular & Direct	Dividend	NA	Reinvestment / Payout/ Sweep
			Growth	NA	NA
7	ISF	Regular & Direct	Dividend	NA	Reinvestment / Payout/ Sweep
			Growth	NA	NA
8	IPF	Regular & Direct	Dividend	NA	Reinvestment / Payout/ Sweep
			Growth	NA	NA
9	IMIP	Regular & Direct	Dividend	Monthly/ Quarterly	Reinvestment / Payout/ Sweep
			Growth / Growth with Regular Cash Flow Plan (RCFP)	NA	NA
10	ILIQF	Regular & Direct	Dividend	Daily/ Weekly/ Monthly	Reinvestment / Payout/ Sweep
			Growth	NA	NA
11	IUSTF	Regular & Direct	Dividend	Daily/ Weekly/ Monthly	Reinvestment / Payout/ Sweep
			Growth	NA	NA

No	Scheme	Plan*	Option	Sub-option / Frequency of Dividend	Mode of dividend payment
12	ICDOF	Regular & Direct	Dividend	Quarterly/Annually	Reinvestment / Payout/ Sweep
			Growth	NA	NA
13	ISTBF	Regular & Direct	Dividend	Weekly/ Monthly	Reinvestment / Payout/ Sweep
			Growth	NA	NA
14	IDBF	Regular & Direct	Dividend	Quarterly/Annually	Reinvestment / Payout/ Sweep
			Growth	NA	NA
15	IGF	Regular & Direct	Dividend	Quarterly/Annually	Reinvestment / Payout/ Sweep
			Growth	NA	NA
16	IGFOF	Regular & Direct	Growth	NA	NA

\*All plans other than Direct plan will be treated as Regular Plan.

For all schemes, Sweep facility is allowed only if dividend amount is Rs.1000/- & above.

The Mutual Fund is not assuring any dividend nor is it assuring that it will make any dividend distributions. All dividend distributions are subject to the availability of distributable surplus and would depend on the performance of the scheme(s) and will be at the discretion of the IDBIAMC and IDBIMF Trustee Company.

Load Structure (for lumpsum & SIP)	Entry Load (For normal transactions / Switch-in and SIP) – Not applicable
	<b>Exit Load (Redemption / Switch-out/ Transfer/ SWP):</b>
	For INIF, INJIF, ILIQF, IUSTF, ISTBF & IDBIGOLD : Nil
	For IDBF, IPF, IMIP, IIT100EF, IDEF, IMF, ISF & IGFOF- 1% for exit within 12 months from the date of allotment.
	For IEAF: Nil. (Statutory lock-in of 3 years).
	For IDBI Gilt Fund: 0.50% for exit within 30 days from the date of allotment.
	For ICDOF: 2% for exit up to & including 18 months from the date of allotment.
	The exit load will be applicable for both normal transactions and SIP transactions. In case of SIP, the date of allotment for each installment for subscription will be reckoned for charging exit load on redemption.

**Statutory Details:** IDBI Mutual Fund has been set up as a trust sponsored by IDBI Bank Ltd. with IDBI MF Trustee Company Ltd. as the Trustee (Trustee under the Indian Trusts Act, 1882) and with IDBI Asset Management Ltd. as the Investment Manager. Mutual fund investments are subject to market risks, read all scheme related documents carefully.

# IDBI Ultra Short Term Fund (IUSTF)

(An open-ended debt scheme)

## Scheme Features

### Investment objective:

The objective of the scheme will be to provide investors with regular income for their investment. The scheme will endeavour to achieve this objective through an allocation of the investment corpus in a diversified portfolio of money market and debt instruments with maturity predominantly between a liquid fund and a short term fund while maintaining a portfolio risk profile similar to a liquid fund.

### Fund Manager:

Mr. Bhupesh Kalyani

### Total Experience:

Over 15 Years  
(Managing the Scheme since 1st February, 2017)

### Inception Date:

3rd September, 2010

### Benchmark:

CRISIL Liquid Fund Index

### NAV as on 31st July 2017 (₹ per unit):

	Regular	Direct
Growth	1750.8950	1794.4072
Daily Dividend	1017.0054	1031.1905
Weekly Dividend	1043.4924	1052.9261
Monthly Dividend	1051.0940	1348.7026
Bonus <sup>A</sup>	1750.9013	1793.5566

<sup>A</sup>Bonus option in this scheme has been discontinued from 15th July, 2015.

### Monthly Average AUM:

₹ 598.47 Crs.

### AUM as on 31st July 2017:

₹ 573.67 Crs.

### Expense Ratio: (Weighted Average for the month)

Regular : 1.6763%

Direct : 0.6041%

Expense ratio is inclusive of service tax on management fees.

### Quantitative Measures:

YTM : 7.23%  
Average Maturity : 358 Days  
Modified Duration : 314 Days

### Load Structure:

Entry Load : Not Applicable

Exit Load (for Lumpsum & SIP) : Nil

### Dividend History (Face Value: ₹ 1000/- Per Unit)

Record Date	Individual / HUF (₹ Per Unit)	Others (₹ Per Unit)	Cum Dividend NAV* (in ₹)	Ex Dividend NAV (in ₹)
<b>IDBI Ultra Short Term Fund - Monthly Dividend (Regular Plan)</b>				
25th July, 2017	1.9990	1.8516	1,052.7943	1,050.2108
27th June, 2017	2.1939	2.0321	1050.2837	1047.2590
25th May, 2017	1.7300	1.6028	1046.3318	1044.2087
<b>IDBI Ultra Short Term Fund - Monthly Dividend (Direct Plan)</b>				
26th May, 2014	5.8651	5.6171	1095.2741	1088.0036
25th April, 2014	3.7781	3.6183	1091.7597	1087.6860
27th May, 2013	6.1592	5.2478	1015.8688	1009.0185

Past performance may or may not be sustained in the future. After the payment of dividend, the per unit NAV of the Dividend option of the Scheme will fall to the extent of the dividend payout and statutory levy, if any. All dividend distribution is subject to availability of distributable surplus on the record date and will be at the discretion of IDBI AMC and IDBI MF Trustee Company. For complete dividend history including daily dividend history, please refer to our website.

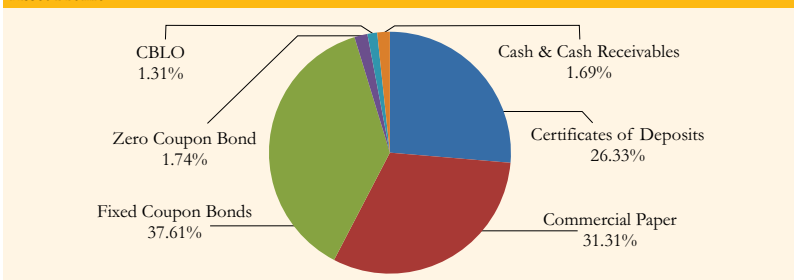
\* NAV of the record date.

## Portfolio as on 31/07/2017

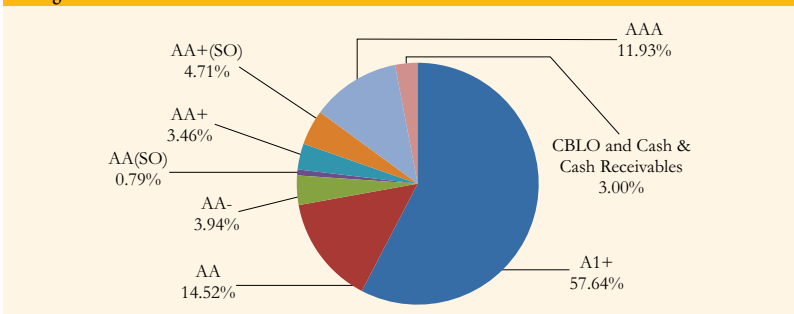
Issuer Name	Rating	% To Net Assets*	Issuer Name	Rating	% To Net Assets*
<b>CERTIFICATE OF DEPOSITS</b>					
RBL Bank Ltd.	ICRA A1+	7.78	Indostar Capital Finance Ltd.	CARE AA-	2.37
HDFC Bank Ltd.	IND A1+	7.41	LIC Housing Finance Ltd.	CRISIL AAA	1.61
ICICI Bank Ltd.	ICRA A1+	7.36	ECL Finance Ltd.	ICRA AA	1.60
IndusInd Bank Ltd.	CRISIL A1+	3.78	JSW Steel Ltd.	ICRA AA-	1.57
<b>COMMERCIAL PAPERS</b>					
Reliance Home Finance Ltd.	ICRA A1+	9.22	Sunny View Estates Pvt. Ltd.	ICRA AA	0.79
Power Finance Corpn. Ltd.	CRISIL A1+	7.44		(SO)	
Tata Motors Ltd.	ICRA A1+	7.38	Power Finance Corpn. Ltd.	CRISIL AAA	0.79
Cox And Kings Ltd.	CARE A1+	7.27	Cholamandalam Investment & Finance Co. Ltd.	ICRA AA	0.79
<b>FIXED COUPON BONDS</b>					
Dewan Housing Finance Corpn. Ltd.	CARE AAA	9.53	Steel Authority of India Ltd.	IND AA	0.78
TATA Motors Finance Ltd.	CRISIL AA	5.50	Adani Transmission Ltd.	IND AA+	0.32
Aadhar Housing Finance Ltd.	CARE	4.71	<b>ZERO COUPON BOND</b>		
	AA+(SO)		JM Financial Products Ltd.	ICRA AA	1.74
Piramal Enterprises Ltd.	ICRA AA	4.09	<b>CBLO</b>		
Punjab National Bank Ltd.	IND AA+	3.15	Cash & Cash Receivables		
			<b>TOTAL</b>		
			<b>100.00</b>		

\* Rounded off to the nearest two digits after the decimal point.

## Asset Profile



## Rating Profile

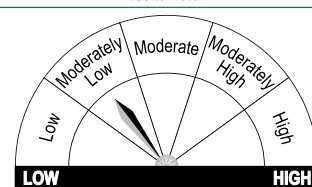


## Product Label

This product is suitable for investors who are seeking\*:

- Regular income for short term
- Investments in Debt / Money Market Instruments with maturity predominantly between a liquid fund and short term fund while maintaining portfolio risk profile similar to liquid fund

### Riskometer



Investors understand that their principal will be at Moderately Low risk

\*Investors should consult their financial advisors if in doubt about whether the product is suitable for them.

# IDBI Short Term Bond Fund (ISTBF)

(An open-ended debt scheme)

## Scheme Features

### Investment objective:

The objective of the scheme will be to provide investors with regular income for their investment. The scheme will endeavour to achieve this objective through an allocation of the investment corpus in a diversified portfolio of debt and money market instruments.

### Fund Manager:

Mr. Bhupesh Kalyani

### Total Experience:

Over 15 Years  
(Managing the Scheme since 1st February, 2017)

### Inception Date:

23rd March, 2011

### Benchmark:

CRISIL Short Term Bond Fund Index

### NAV as on 31st July 2017 (₹ per unit):

	Regular	Direct
Growth	16.7036	17.3349
Weekly Dividend	11.1454	11.9026
Monthly Dividend	11.4990	14.1672

### Monthly Average AUM:

₹ 128.28 Crs.

### AUM as on 31st July 2017:

₹ 110.29 Crs.

### Expense Ratio: (Weighted Average for the month)

Regular : 1.9747%

Direct : 0.7638%

Expense ratio is inclusive of service tax on management fees.

### Quantitative Measures:

YTM : 7.55%

Average Maturity : 1.63 Years

Modified Duration : 1.43 Years

### Load Structure:

Entry Load : Not Applicable

Exit Load (for Lumpsum & SIP) : Nil

## Dividend History

(Face Value: ₹ 10/- Per Unit)

Record Date	Individual / HUF (₹ Per Unit)	Others (₹ Per Unit)	Cum Dividend NAV* (in ₹)	Ex Dividend NAV (in ₹)
<b>IDBI Short Term Bond Fund - Monthly Dividend (Regular Plan)</b>				
25th July, 2017	0.0247	0.0229	11.5249	11.4908
27th June, 2017	0.0290	0.0269	11.4968	11.4564
25th May, 2017	0.0196	0.0182	11.4384	11.4164
<b>IDBI Short Term Bond Fund - Monthly Dividend (Direct Plan)</b>				
25th June, 2014	0.0443	0.0424	10.9455	10.8945
26th May, 2014	0.0748	0.0716	10.9656	10.8736
25th April, 2014	0.0460	0.0440	10.8967	10.8443

Past performance may or may not be sustained in the future. After the payment of dividend, the per unit NAV of the Dividend option of the Scheme will fall to the extent of the dividend payout and statutory levy, if any. All dividend distribution is subject to availability of distributable surplus on the record date and will be at the discretion of IDBI AMC and IDBI MF Trustee Company. For complete dividend history including daily dividend history, please refer to our website.

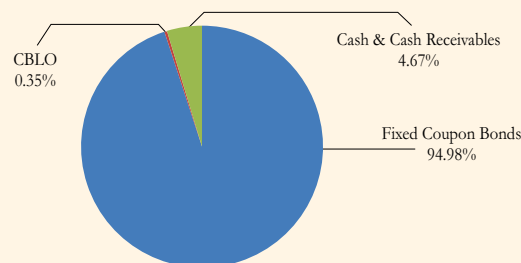
\* NAV of the record date.

## Portfolio as on 31/07/2017

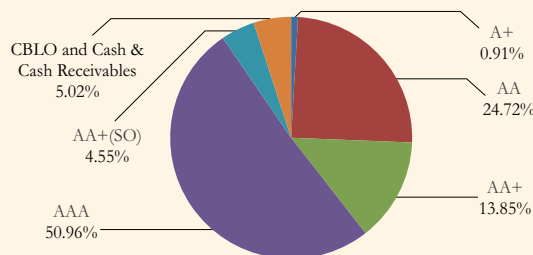
Issuer Name	Rating	% To Net Assets*
<b>FIXED COUPON BONDS</b>		<b>94.98</b>
Dewan Housing Finance Corpn. Ltd.	CARE AAA	13.81
Piramal Enterprises Ltd.	ICRA AA	10.92
Indian Railways Finance Corpn. Ltd.	CRISIL AAA	9.28
Power Finance Corpn. Ltd.	CRISIL AAA	9.26
Aditya Birla Finance Ltd.	ICRA AA+	9.24
Reliance Jio Infocomm Ltd.	CRISIL AAA	9.20
Cholamandalam Investment & Finance Co. Ltd.	ICRA AA	9.15
Reliance Gas Transportation Infrastructure Ltd.	CRISIL AAA	4.72
Exim Bank	CRISIL AAA	4.70
ECL Finance Ltd.	ICRA AA	4.64
Tata Capital Financial Services Ltd.	CARE AA+	4.61
Aadhar Housing Finance Ltd.	CARE AA+(SO)	4.55
Ujjivan Financial Services	ICRA A+	0.91
<b>CBLO</b>		<b>0.35</b>
Cash & Cash Receivables		4.67
<b>TOTAL</b>		<b>100.00</b>

\* Rounded off to the nearest two digits after the decimal point.

## Asset Profile



## Rating Profile

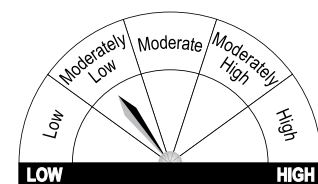


## Product Label

This product is suitable for investors who are seeking\*:

- Regular income for short term
- Investments in Debt / Money Market Instruments with duration / maturity / residual maturity not exceeding 3 years

### Riskometer



Investors understand that their principal will be at Moderately Low risk

\*Investors should consult their financial advisors if in doubt about whether the product is suitable for them.

# IDBI Corporate Debt Opportunities Fund (ICDOF)

(An open-ended income scheme)

## Scheme Features

### Investment objective:

The objective of the Scheme is to generate regular income and opportunities for capital appreciation while maintaining liquidity through active management of a diversified portfolio comprising of debt and money market instruments across the investment grade credit rating and maturity spectrum. However, there can be no assurance that the investment objective of the scheme will be realized / achieved.

### Fund Manager:

Mr. Bhupesh Kalyani

### Total Experience:

Over 15 Years  
(Managing the Scheme since 1st February, 2017)

### Inception Date:

3rd March, 2014

### Benchmark:

CRISIL Short Term Bond Fund Index

### NAV as on 31st July 2017 (₹ per unit):

	Regular	Direct
Growth	13.2733	13.6794
Quarterly Dividend	10.2795	10.4024
Annual Dividend	10.7005	13.4049

### Monthly Average AUM:

₹ 136.48 Crs.

### AUM as on 31st July 2017:

₹ 134.87 Crs.

### Expense Ratio: (Weighted Average for the month)

Regular : 2.7948%

Direct : 1.6147%

Expense ratio is inclusive of service tax on management fees.

### Quantitative Measures:

YTM : 8.32%  
Average Maturity : 3.31 Years  
Modified Duration : 2.46 Years

### Load Structure:

Entry Load : Not Applicable

Exit Load : for Lumpsum -

2% for exit (Redemption/Switch-out/Transfer/SWP) upto & including 18 months from the date of allotment.

for SIP -

2% for exit (Redemption/Switch-out/Transfer/SWP) upto & including 18 months from the date of allotment of each installment.

### Dividend History (Face Value: ₹ 10/- Per Unit)

Record Date	Individual / HUF (₹ Per Unit)	Others (₹ Per Unit)	Cum Dividend NAV* (in ₹)	Ex Dividend NAV (in ₹)
<b>IDBI Corporate Debt Opportunities Fund - Quarterly Dividend (Regular Plan)</b>				
27th July, 2017	0.2355	0.2181	10.6024	10.2760
20th April, 2017	0.8315	0.7703	11.6110	10.4566
19th October, 2015	0.1189	0.1101	10.5176	10.3552
<b>IDBI Corporate Debt Opportunities Fund - Quarterly Dividend (Direct Plan)</b>				
27th July, 2017	0.3052	0.0000	10.8205	10.3978
20th April, 2017	0.9376	0.0000	11.9408	10.6397
19th October, 2015	0.1311	0.0000	10.6789	10.4999
<b>IDBI Corporate Debt Opportunities Fund - Annual Dividend (Regular Plan)</b>				
20th April, 2017	1.0921	0.0000	12.0655	10.5502
27th March, 2015	0.6304	0.0000	11.0963	10.2355

Past performance may or may not be sustained in the future. After the payment of dividend, the per unit NAV of the Dividend option of the Scheme will fall to the extent of the dividend payout and statutory levy, if any. All dividend distribution is subject to availability of distributable surplus on the record date and will be at the discretion of IDBI AMC and IDBI MF Trustee Company. For complete dividend history including daily dividend history, please refer to our website.

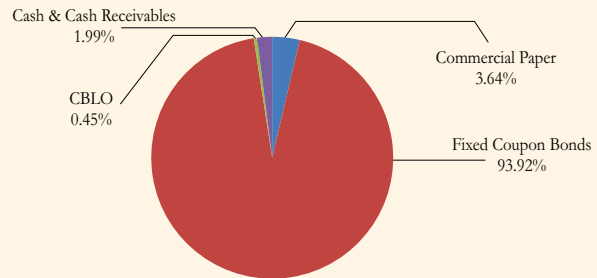
\* NAV of the record date.

## Portfolio as on 31/07/2017

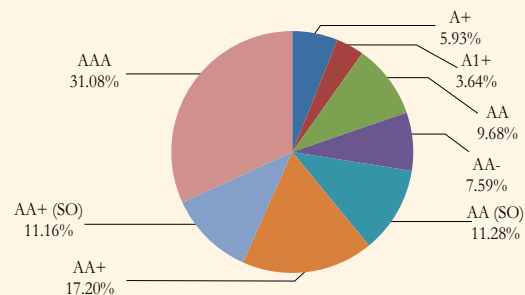
Issuer Name	Rating	% To Net Assets*
<b>COMMERCIAL PAPER</b>		
Reliance Home Finance Ltd.	ICRA A1+	3.64
<b>FIXED COUPON BONDS</b>		
Dewan Housing Finance Corpn. Ltd.	CARE AAA	11.39
Sunny View Estates Pvt. Ltd.	ICRA AA (SO)	11.28
Punjab National Bank Ltd.	IND AA+	11.18
Aadhar Housing Finance Ltd.	CARE AA+(SO)	11.16
Piramal Enterprises Ltd.	ICRA AA	9.68
Reliance Jio Infocomm Ltd.	CRISIL AAA	7.96
J K Cement Ltd.	CARE AA-	7.59
Adani Transmission Ltd.	IND AA+	6.02
Ujjivan Financial Services	ICRA A+	5.93
Indian Railways Finance Corpn. Ltd.	CRISIL AAA	4.04
Rural Electrification Corpn. Ltd.	CRISIL AAA	3.85
NTPC Ltd.	CRISIL AAA	3.84
CBLO		0.45
Cash & Cash Receivables		1.99
<b>TOTAL</b>		<b>100.00</b>

\* Rounded off to the nearest two digits after the decimal point.

## Asset Profile



## Rating Profile

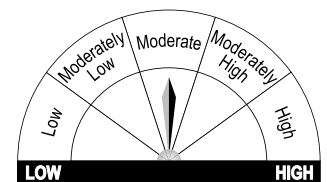


## Product Label

This product is suitable for investors who are seeking\*:

- Regular income & capital appreciation through active management for at least medium term horizon
- Investments in Debt / Money Market Instruments across the investment grade credit rating and maturity spectrum

Riskometer



Investors understand that their principal will be at Moderate risk

\*Investors should consult their financial advisors if in doubt about whether the product is suitable for them.

# IDBI Dynamic Bond Fund (IDBF)

(An open-ended debt scheme)

## Scheme Features

### Investment objective:

The objective of the scheme is to generate income while maintaining liquidity through active management of a portfolio comprising of debt and money market instruments.

### Fund Manager:

Mr. Raju Sharma

### Total Experience:

Over 25 Years  
(Managing the Scheme since 3rd May, 2017)

### Inception Date:

21st February 2012

### Benchmark:

CRISIL Composite Bond Fund Index

### NAV as on 31st July 2017 (₹ per unit):

	Regular	Direct
Growth	14.4453	14.8649
Quarterly Dividend	10.5014	13.0219
Annual Dividend	10.5809	12.1085

### Monthly Average AUM:

₹ 31.99 Crs.

### AUM as on 31st July 2017:

₹ 31.58 Crs.

### Expense Ratio: (Weighted Average for the month)

Regular : 2.8318%

Direct : 1.3564%

Expense ratio is inclusive of service tax on management fees.

### Quantitative Measures:

YTM : 6.98%

Average Maturity : 6.29 Years

Modified Duration : 4.60 Years

### Load Structure:

Entry Load : Not Applicable

Exit Load : for Lumpsum -

1% for exit (Redemption/Switch-out/Transfer/SWP) on or before 12 months from the date of allotment.

For SIP -

1% for exit (Redemption/Switch-out/Transfer/SWP) on or before 12 months from the date of allotment of each installment.

## Dividend History

(Face Value: ₹ 10/- Per Unit)

Record Date	Individual / HUF (₹ Per Unit)	Others (₹ Per Unit)	Cum Dividend NAV* (in ₹)	Ex Dividend NAV (in ₹)
<b>IDBI Dynamic Bond Fund - Quarterly Dividend (Regular Plan)</b>				
27th July, 2017	0.1961	0.1817	10.7876	10.5012
20th April, 2017	0.7980	0.7394	11.7089	10.5886
19th October, 2015	0.0585	0.0542	10.7392	10.6605
<b>IDBI Dynamic Bond Fund - Quarterly Dividend (Direct Plan)</b>				
29th September, 2014	0.3507	0.3358	10.7090	10.2445
17th April, 2014	0.3896	0.3732	10.7673	10.2862
<b>IDBI Dynamic Bond Fund - Annual Dividend (Regular Plan)</b>				
20th April, 2017	0.8926	0.8270	11.6510	10.3999
27th March, 2015	0.7992	0.7412	11.3590	10.2782
17th April, 2014	0.1403	0.1343	10.3119	10.1496
<b>IDBI Dynamic Bond Fund - Annual Dividend (Direct Plan)</b>				
27th March, 2015	0.8203	0.7607	11.4143	10.3051
17th April, 2014	0.1636	0.1567	10.3474	10.1555

Past performance may or may not be sustained in the future. After the payment of dividend, the per unit NAV of the Dividend option of the Scheme will fall to the extent of the dividend payout and statutory levy, if any. All dividend distribution is subject to availability of distributable surplus on the record date and will be at the discretion of IDBI AMC and IDBI MF Trustee Company. For complete dividend history including daily dividend history, please refer to our website.

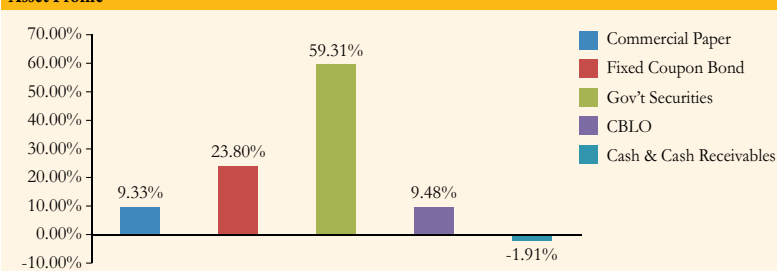
\* NAV of the record date.

## Portfolio as on 31/07/2017

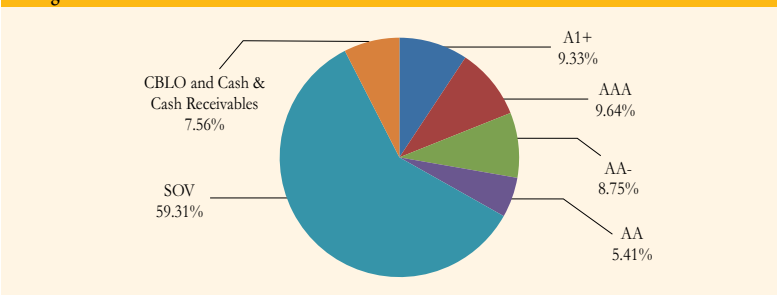
Issuer Name	Rating	% To Net Assets*
<b>COMMERCIAL PAPER</b>		<b>9.33</b>
Reliance Home Finance Ltd.	ICRA A1+	9.33
<b>FIXED COUPON BOND</b>		<b>23.80</b>
Dewan Housing Finance Corp. Ltd.	CARE AAA	9.64
J K Cement Ltd.	CARE AA-	8.75
Piramal Enterprises Ltd.	ICRA AA	5.41
<b>GOVT SECURITIES</b>		<b>59.31</b>
06.79 GOI 2027	SOV	59.31
<b>CBLO</b>		<b>9.48</b>
Cash & Cash Receivables		-1.91
<b>TOTAL</b>		<b>100.00</b>

\* Rounded off to the nearest two digits after the decimal point.

## Asset Profile



## Rating Profile

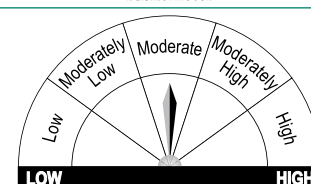


## Product Label

This product is suitable for investors who are seeking\*:

- Generate income along with attendant liquidity through active management of portfolio with at least medium term horizon
- Investments in Debt (including Government Securities) / Money Market Instruments

## Riskometer



Investors understand that their principal will be at Moderate risk

\*Investors should consult their financial advisors if in doubt about whether the product is suitable for them.



# IDBI Gilt Fund (IGF)

(An open-ended dedicated gilt scheme)

## Scheme Features

### Investment objective:

The investment objective of the scheme would be to provide regular income along with opportunities for capital appreciation through investments in a diversified basket of central government dated securities, state government securities and treasury bills. However, there can be no assurance that the investment objective of the scheme will be realized / achieved.

### Fund Manager:

Mr. Raju Sharma

### Total Experience:

Over 25 Years  
(Managing the Scheme since 3rd May, 2017)

### Inception Date:

21st December, 2012

### Benchmark:

CRISIL Gilt Index

### NAV as on 31st July 2017 (₹ per unit):

	Regular	Direct
Growth	14.5144	14.8695
Quarterly Dividend	10.3094	11.2777
Annual Dividend	10.7490	11.1556

### Monthly Average AUM:

₹ 34.35 Crs.

### AUM as on 31st July 2017:

₹ 42.83 Crs.

### Expense Ratio: (Weighted Average for the month)

Regular : 2.4470%

Direct : 1.2237%

Expense ratio is inclusive of service tax on management fees.

### Quantitative Measures:

YTM : 6.43%  
Average Maturity : 8.65 Years  
Modified Duration : 6.25 Years

### Load Structure:

Entry Load : Not Applicable

Exit Load : for Lumpsum -  
0.50% for exit (Redemption/Switch-out/Transfer/SWP) within 30 days from the date of allotment.

For SIP -  
0.50% for exit (Redemption/Switch-out/Transfer/SWP) within 30 days from the date of allotment of each installment.

## Dividend History (Face Value: ₹ 10/- Per Unit)

Record Date	Individual / HUF (₹ Per Unit)	Others (₹ Per Unit)	Cum Dividend NAV* (in ₹)	Ex Dividend NAV (in ₹)
<b>IDBI Gilt Fund - Quarterly Dividend (Regular Plan)</b>				
27th July, 2017	0.2353	0.2180	10.6557	10.3103
19th October, 2015	0.1533	0.1421	10.5736	10.3855
6th July, 2015	0.0869	0.0805	10.3237	10.1936
<b>IDBI Gilt Fund - Quarterly Dividend (Direct Plan)</b>				
27th July, 2017	0.3575	0.0000	11.7938	11.2775
19th October, 2015	0.1639	0.1518	11.1166	10.9153
6th July, 2015	0.0961	0.0890	10.8506	10.7073
<b>IDBI Gilt Fund - Annual Dividend (Regular Plan)</b>				
20th April, 2017	1.0847	0.0000	12.0341	10.5184
27th March, 2015	0.9936	0.9215	11.8111	10.4722
17th April, 2014	0.3585	0.3433	10.6705	10.2259
<b>IDBI Gilt Fund - Annual Dividend (Direct Plan)</b>				
20th April, 2017	0.9847	0.0000	12.2581	10.8809
27th March, 2015	0.9768	0.0000	11.8291	10.5137
17th April, 2014	0.3896	0.3732	10.7019	10.2176

Past performance may or may not be sustained in the future. After the payment of dividend, the per unit NAV of the Dividend option of the Scheme will fall to the extent of the dividend payout and statutory levy, if any. All dividend distribution is subject to availability of distributable surplus on the record date and will be at the discretion of IDBI AMC and IDBI MF Trustee Company. For complete dividend history including daily dividend history, please refer to our website.

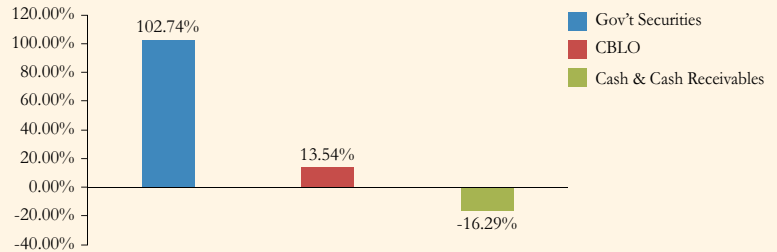
\* NAV of the record date.

## Portfolio as on 31/07/2017

Issuer Name	Rating	% to Net Assets*
GOVT SECURITIES		102.74
06.79 GOI 2027	SOV	102.74
CBLO		13.54
Cash & Cash Receivables		-16.29
TOTAL		100.00

\* Rounded off to the nearest two digits after the decimal point.

## Asset Profile

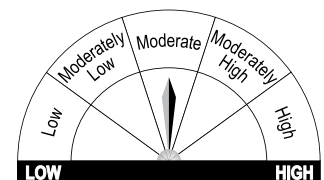


## Product Label

This product is suitable for investors who are seeking\*:

- Long term regular income along with capital appreciation with at least medium term horizon
- Investments in dated Central & State Government Securities / T-Bills / Money Market Instrument

## Riskometer



Investors understand that their principal will be at Moderate risk

\*Investors should consult their financial advisors if in doubt about whether the product is suitable for them.

# IDBI Gold Fund (IGFOF)

(An open-ended fund of funds scheme)

## Scheme Features

### Investment objective:

The investment objective of the Scheme will be to generate returns that correspond closely to the returns generated by IDBI Gold Exchange Traded Fund.

### Fund Manager:

Mr. Anshul Mishra

### Total Experience:

Over 10 Years  
(Managing the Scheme since 9th April 2015)

### Inception Date:

14th August, 2012

### Benchmark:

Domestic price of Gold

### NAV as on 31st July 2017 (₹ per unit):

	Regular	Direct
Growth	8.4984	8.6471

### Monthly Average AUM:

₹ 39.02 Crs.

### AUM as on 31st July 2017:

₹ 39.36 Crs.

### Expense Ratio: (Weighted Average for the month)

Regular : 1.3945%

Direct : 0.8399%

Expense ratio is inclusive of service tax on management fees.

### Load Structure:

Entry Load : Not Applicable

Exit Load : for Lumpsum -  
1% for exit (Redemption/Switch-out/Transfer/SWP) within  
12 months from the date of allotment.

for SIP -

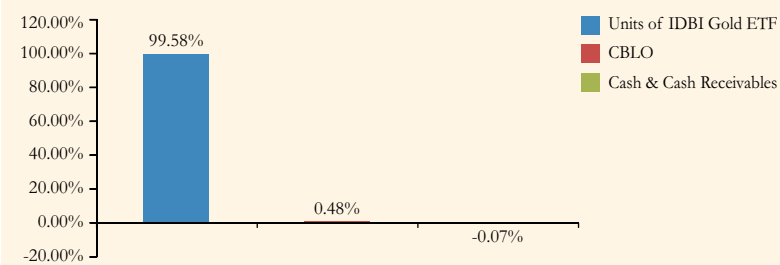
1% for exit (Redemption/Switch-out/Transfer/SWP) within  
12 months from the date of allotment of each installment.

## Portfolio as on 31/07/2017

Issuer Name	% To Net Assets*
Units of IDBI Gold Exchange Traded Fund	99.58
CBLO	0.48
Cash & Cash Receivables	-0.07
TOTAL	100.00

\* Rounded off to the nearest two digits after the decimal point.

## Asset Profile



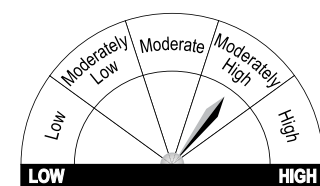
The Total Expense Ratio (TER) including the weighted average of charges levied by the underlying schemes will not exceed 1.70% p.a. of the daily net assets. The maximum TER after including the additional expense towards distribution of assets to cities beyond Top 15 cities, if any, that may be charged to the Scheme will not exceed 2.00% p.a. of the daily net assets. The expense ratio under direct plan shall exclude distribution expenses, commission, etc.

## Product Label

This product is suitable for investors who are seeking\*:

- To replicate returns of IDBI Gold ETF with atleast medium term horizon
- Investments in units of IDBI Gold ETF / Money Market Instruments / IDBI Liquid Fund Scheme

## Riskometer



Investors understand that their principal will be at Moderately High risk

\*Investors should consult their financial advisors if in doubt about whether the product is suitable for them.

## AUM REPORT FOR THE QUARTER ENDED 30/06/2017

Rs. in Lakhs

### Asset class wise disclosure of AUM & AAUM

Category	AUM as on the last day of the Quarter	Average AUM for the Quarter
Income	87,565.51	119,575.37
Equity (other than ELSS)	160,354.28	139,918.54
Balanced	38,635.52	36,836.65
Liquid	315,230.41	360,584.53
Gilt	1,933.61	2,048.46
Equity - ELSS	64,497.86	62,954.88
GOLD ETF	7,406.45	7,645.98
Other ETF	0.00	0.00
Fund of Fund investing overseas	0.00	0.00
<b>TOTAL</b>	<b>675,623.65</b>	<b>729,564.40</b>

Note : Since IDBI Gold Fund (FOF Domestic) invests predominantly in units of IDBI Gold Exchange Traded Fund, the AUM and Average AUM of IDBI Gold Fund are disclosed separately below:

Rs. in Lakhs

### Asset class wise disclosure of AUM & AAUM

Category	AUM as on the last day of the Quarter	Average AUM for the Quarter
FOF (Domestic)	4,016.03	4,188.97

### Disclosure of percentage of AUM by geography (Includes FOF Domestic)

Geographical Spread	% of Total AUM as on the last day of the Quarter
Top 5 Cities	62.90%
Next 10 Cities	18.47%
Next 20 Cities	8.29%
Next 75 Cities	7.67%
Others	2.66%
<b>TOTAL</b>	<b>100.00%</b>

# IDBI Gold Exchange Traded Fund (IDBIGOLD)

(An open-ended gold exchange traded scheme)

## Scheme Features

### Investment objective:

To invest in physical gold and gold related instruments with the objective to replicate the performance of gold in domestic prices. The ETF will adopt a passive investment strategy and will seek to achieve the investment objective by minimizing the tracking error between the Fund and the underlying asset.

### Fund Manager:

Mr. Anshul Mishra

### Total Experience:

Over 10 Years

(Managing the Scheme since 9th April 2015)

### Inception Date:

9th November, 2011

### Benchmark:

Domestic price of Physical Gold

### NAV as on 31st July 2017 (₹ per unit):

NAV	2732.3941
Physical Gold Price*	2878.2794
Cash Component	-145.8853

\* Source: Bank of Nova Scotia (Custodian for IDBI Gold ETF)

### Monthly Average AUM:

₹ 71.97 Crs.

### AUM as on 31st July 2017:

₹ 72.68 Crs.

### Expense Ratio: (Weighted Average for the month)

Regular : 0.5805%

Expense ratio is inclusive of service tax on management fees.

### Quantitative Measures:

Tracking Error : 0.7533%

Annualised tracking error for last 12 month's period.

### Load Structure:

Entry Load : Not Applicable

Exit Load (for Lumpsum & SIP) : Nil

### Listing:

The Scheme is listed on National Stock Exchange of India Ltd. (NSE) and BSE Ltd.

NSE Disclaimer for IDBI Gold Exchange Traded Fund : It is to be distinctly understood that the permission given by NSE should not in any way be deemed or construed that the Scheme Information Document has been cleared or approved by NSE nor does it certify the correctness or completeness of any of the contents of the Draft Scheme Information Document. The investors are advised to refer to the Scheme Information Document for the full text of the 'Disclaimer Clause of NSE'.

BSE Disclaimer for IDBI Gold Exchange Traded Fund : It is to be distinctly understood that the permission given by BSE Ltd. should not in any way be deemed or construed that the SID has been cleared or approved by BSE Ltd. nor does it certify the correctness or completeness of any of the contents of the SID. The investors are advised to refer to the SID for the full text of the 'Disclaimer Clause of BSE Ltd.'

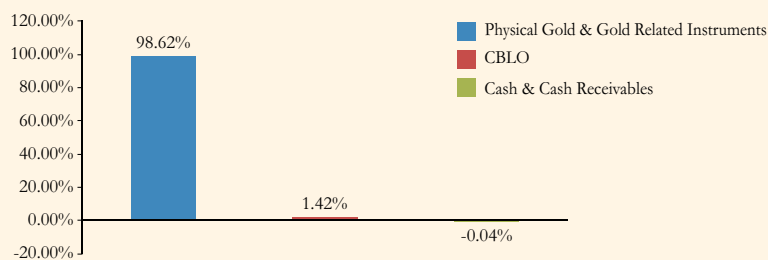
## Portfolio as on 31/07/2017

Issuer Name	% To Net Assets*
Physical Gold & Gold Related Instruments <sup>†</sup>	98.62
CBLO	1.42
Cash & Cash Receivables	-0.04
TOTAL	100.00

\* Rounded off to the nearest two digits after the decimal point.

<sup>†</sup> Comprises of 40 Kgs deposited in the Gold Monetisation Scheme of Bank of Nova Scotia.

## Asset Profile

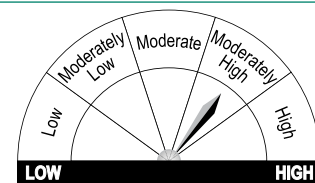


## Product Label

This product is suitable for investors who are seeking\*:

- To replicate the performance of gold in domestic prices with at least medium term horizon
- Investments in physical gold and gold related instruments / debt & money market instruments

### Riskometer



Investors understand that their principal will be at Moderately High risk

\*Investors should consult their financial advisors if in doubt about whether the product is suitable for them.

## Contact us

### IDBI Asset Management Limited

(Investment Manager to IDBI Mutual Fund)

CIN: U65100MH2010PLC199319

Registered Office: IDBI Tower, WTC Complex, Cuffe parade, Colaba, Mumbai - 400005

Corporate Office: 5th Floor, Mafatlal Centre, Nariman Point, Mumbai- 400021



Phone: 022-66442800



Fax: 022-66442801



E-mail: [contactus@idbimutual.co.in](mailto:contactus@idbimutual.co.in)



Website: [www.idbimutual.co.in](http://www.idbimutual.co.in)

SMS: IDBIMF on 09220092200 Toll-free: 1800-419-4324 (from any landline or mobile number across India, between 9 am-6 pm from Monday to Saturday)

## Our Branches:

Ahmedabad	: IDBI Mutual Fund, IDBI Complex, 3rd Floor, Near Lal Bungalows, Off. C G Road, Ahmedabad - 380 006. Tel.: 079 - 64502167/68. Fax: 079 - 26400844.
Bengaluru	: IDBI Mutual Fund, No.7, First Level, Unit No. 116, Prestige Centre Point, Cunningham Road, Bengaluru - 560 052. Tel.: 080 - 41495263.
Chandigarh	: IDBI Mutual Fund, IDBI Bank Ltd., First Floor, SCO 162 - 163, Sector - 9C, Chandigarh - 160 009. Tel.: 0172-5076705.
Chennai	: IDBI Mutual Fund, No. 6/11 Pattery Square, 1st Floor, Balfour Road, Kellys, Kilpauk, Chennai - 600 010. Tel.: 044 - 65552320. Fax: 044 - 43456110.
Delhi	: IDBI Mutual Fund, IDBI Bank, 5th Floor, Red Cross Building, Red Cross Road, Parliament Street, New Delhi - 110 001. Tel.: 011 - 66130050. Fax: 011 - 66130051.
Hyderabad	: IDBI Mutual Fund, 3rd Floor, 5 - 9 - 89/1, Chapel Road, Hyderabad - 500 001. Tel.: 040 - 66663559. Fax: 040 - 66663889.
Indore	: IDBI Mutual Fund, IDBI Bank Ltd., Ground Floor, 16-C, Omni Palace, Ratlam Kothi Main Road, Indore - 452 001. Tel.: 0731-6679127.
Jaipur	: IDBI Mutual Fund, D-24, Durlabh Niwas, Prithvi Raj Road, C-Scheme, Jaipur - 302 001.
Kochi	: IDBI Mutual Fund, IDBI Bank, Corporate Office, Near Passport Office, Panampally Nagar, Kochi - 680 366. Tel.: 0484 - 6462112.
Kolkata	: IDBI Mutual Fund, IDBI House, 6th Floor, 44, Shakespeare Sarani, Kolkata - 700 017. Tel.: 033 - 66557627. Fax: 033 - 66557629.
Lucknow	: IDBI Mutual Fund, IDBI Bank, 2 M G Marg, Kisan Sekhari Bhawan, Hazratganj, Lucknow - 226 001. Tel.: 0522-2202863 / 6500103.
Mumbai	: IDBI Mutual Fund, Mafatlal Center, 5th Floor, Nariman Point, Mumbai - 400021. Tel.: 022 - 66442800.
Pune	: IDBI Mutual Fund, IDBI House, 1st Floor, Dnyaneshwar Paduka Chowk, F C Road, Shivaji Nagar, Pune - 411 004. Tel.: 020-66057037/36. Fax: 020 - 66057035.

**SCHEME PERFORMANCE - REGULAR PLANS (As on 31st July, 2017)**

**Schemes Managed by Fund Manager (FM) - Mr. V. Balasubramanian  
Total Experience: Over 35 Years**

<b>IDBI Equity Advantage Fund (IEAF)</b>			
Inception date: 10th September, 2013			
Period	Returns (in %)		
	IDBI Equity Advantage Fund (G)	S&P BSE 200 Index#	S&P BSE SENSEX##
1 year	13.99	18.56	15.82
3 years	18.70	11.68	7.88
Since Inception (SI) : Upto July 31, 2017	26.20	17.74	13.31
Value of investment of Rs.10000/- (SI)	Rs. 24,730.00	Rs. 18,873.54	Rs. 16,259.84

FM Managing this Scheme since inception.  
The Regular Plan of this scheme is in existence for a period less than 5 years.

<b>IDBI Diversified Equity Fund (IDEF)</b>			
Inception date: 28th March, 2014			
Period	Returns (in %)		
	IDBI Diversified Equity Fund (G)	S&P BSE 500#	S&P BSE SENSEX##
1 year	11.43	19.83	15.82
3 years	16.65	12.22	7.88
Since Inception (SI) : Upto July 31, 2017	22.80	16.85	11.87
Value of investment of Rs.10000/- (SI)	Rs. 19,880.00	Rs. 16,833.80	Rs. 14,554.60

FM Managing this Scheme since inception.  
The Regular Plan of this scheme is in existence for a period less than 5 years.

**Schemes Managed by Fund Manager (FM) - Mr. Anshul Mishra  
Total Experience: Over 9 Years**

<b>IDBI India Top 100 Equity Fund (IIT100EF)</b>			
Inception date: 15th May 2012			
Period	Returns (in %)		
	IDBI India Top 100 Equity Fund (G)	Nifty 100 Index#	Nifty 50 Index##
1 year	16.71	17.76	16.56
3 years	14.87	10.83	9.27
5 years	18.24	15.29	14.01
Since Inception (SI) : Upto July 31, 2017	18.33	15.81	14.64
Value of investment of Rs.10000/- (SI)	Rs. 24,050.00	Rs. 21,496.40	Rs. 20,387.43

FM Managing this Scheme since 3rd October 2016.  
The Regular Plan of this scheme is in existence for a period less than 5 years.

<b>IDBI Nifty Index Fund (INIF)</b>			
Inception date: 25th June, 2010			
Period	Returns (in %)		
	IDBI Nifty Index Fund (G)	Nifty 50 Index-TRI#	Nifty 50 Index##
1 year	15.68	18.05	16.56
3 years	8.59	10.60	9.27
5 years	13.63	15.41	14.01
Since Inception (SI) : Upto July 31, 2017	9.24	10.90	9.56
Value of investment of Rs.10000/- (SI)	Rs. 18,738.80	Rs. 20,859.14	Rs. 19,125.08

FM Managing this Scheme since 9th April 2015.

<b>IDBI Nifty Junior Index Fund (INJIF)</b>			
Inception date: 20th September, 2010			
Period	Returns (in %)		
	IDBI Nifty Junior Index Fund (G)	Nifty Next 50 Index-TRI#	Nifty 50 Index##
1 year	24.38	26.81	16.56
3 years	18.97	21.34	9.27
5 years	22.03	24.37	14.01
Since Inception (SI) : Upto July 31, 2017	11.66	13.60	7.90
Value of investment of Rs.10000/- (SI)	Rs. 21,320.50	Rs. 23,994.55	Rs. 16,850.07

FM Managing this Scheme since 9th April 2015

**IDBI Gold Fund (IGFOF)**

Inception date: 14th August, 2012

Period	Returns (in %)	
	IDBI Gold Fund (G)	Domestic price of physical Gold#
1 year	-12.35	-10.33
3 years	-1.33	0.98
Since Inception (SI) : Upto July 31, 2017	-3.22	-1.06
Value of investment of Rs.10000/- (SI)	Rs. 8,498.40	Rs. 9,486.57

FM Managing this Scheme since 9th April 2015.  
The Regular Plan of this scheme is in existence for a period less than 5 years.

**IDBI Gold Exchange Traded Fund (IDBIGOLD)**

Inception date: 9th November, 2011

Period	Returns (in %)	
	IDBI Gold ETF (G)	Domestic price of physical Gold#
1 year	-10.69	-10.33
3 years	0.23	0.98
5 years	-2.03	-1.17
Since Inception (SI) : Upto July 31, 2017	-1.04	-0.14
Value of investment of Rs.10000/- (SI)	Rs. 8,690.79	Rs. 9,919.77

FM Managing this Scheme since 9th April 2015.

**Schemes Managed by Fund Manager (FM) -  
Mr. Raju Sharma - Total Experience: Over 25 Years**

**IDBI Liquid Fund (ILIQF)**

Inception date: 9th July, 2010

Period	Returns (in %)		
	IDBI Liquid Fund (G)	CRISIL Liquid Fund Index#	CRISIL 1 Yr T-Bill Index##
1 year	6.74	6.79	6.42
3 years	7.78	7.78	7.54
5 years	8.29	8.23	7.32
June 30, 2017 to July 31, 2017	0.56	0.57	0.56
June 17, 2017 to July 31, 2017	0.25	0.25	0.23
June 24, 2017 to July 31, 2017	0.12	0.12	0.11
Since Inception (SI) : Upto July 31, 2017	8.4293	8.1552	6.9761
Value of investment of Rs.10000/- (SI)	Rs. 17,714.80	Rs. 17,400.91	Rs. 16,103.98

FM Managing this Scheme since 3rd May 2017

**IDBI Dynamic Bond Fund (IDBF)**

Inception date: 21st February, 2012

Period	Returns (in %)		
	IDBI Dynamic Bond (G)	CRISIL Composite Bond Fund Index#	CRISIL 10 Yr Gilt Index##
1 year	6.10	9.94	9.83
3 years	7.97	11.00	11.15
5 years	6.71	9.61	8.60
Since Inception (SI) : Upto July 31, 2017	6.99	9.49	8.25
Value of investment of Rs.10000/- (SI)	Rs. 14,445.30	Rs. 16,384.87	Rs. 15,396.29

FM Managing this Scheme since 3rd May 2017

**IDBI Gilt Fund (IGF)**

Inception date: 21st December, 2012

Period	Returns (in %)		
	IDBI Gilt Fund (G)	CRISIL Gilt Index#	CRISIL 10 Yr Gilt Index##
1 year	7.29	9.39	9.83
3 years	9.17	11.26	11.15
Since Inception (SI) : Upto July 31, 2017	8.42	9.45	8.47
Value of investment of Rs.10000/- (SI)	Rs. 14,514.40	Rs. 15,164.77	Rs. 14,549.29

FM Managing this Scheme since 3rd May 2017  
The Regular Plan of this scheme is in existence for a period less than 5 years.

**SCHEME PERFORMANCE - REGULAR PLANS (As on 31st July, 2017) (contd...)**

**Schemes Managed by Fund Manager (FM) - Mr. Bhupesh Kalyani  
Total Experience: Over 15 Years**

<b>IDBI Ultra Short Term Fund (IUSTF)</b>			
Inception date: 3rd September, 2010			
Period	Returns (in %)		
	IDBI Ultra Short Term Fund (G)	CRISIL Liquid Fund Index#	CRISIL 1 Yr T-Bill Index##
1 year	6.48	6.79	6.42
3 years	7.59	7.78	7.54
5 years	8.16	8.23	7.32
Since Inception (SI) : Upto July 31, 2017	8.44	8.21	7.09
Value of investment of Rs.10000/- (SI)	Rs. 17,508.95	Rs. 17,255.86	Rs. 16,057.79

FM Managing this Scheme since 1st February 2017.

<b>IDBI Short Term Bond Fund (ISTBF)</b>			
Inception date: 23rd March, 2011			
Period	Returns (in %)		
	IDBI Short Term Bond Fund (G)	CRISIL Short Term Bond Fund Index#	CRISIL 1 Yr T-Bill Index##
1 year	6.70	8.37	6.42
3 years	7.90	9.14	7.54
5 years	8.04	9.08	7.32
Since Inception (SI) : Upto July 31, 2017	8.40	9.00	7.28
Value of investment of Rs.10000/- (SI)	Rs. 16,703.60	Rs. 17,304.19	Rs. 15,634.77

FM Managing this Scheme since 1st February 2017.

# Scheme Benchmark

## Additional Benchmark as per SEBI Circular dated August 22, 2011.

Past performance may or may not be sustained in the future. Returns pertain to growth option under Regular Plan. The returns are Compounded Annual Growth Returns (CAGR) for past 1 year, 3 years, 5 years & since inception period and annualised for the period below 1 year. The Regular and Direct Plan of IDBI Mutual Fund have different expense structure.

**IDBI Corporate Debt Opportunities Fund (ICDOF)**

Inception date: 3rd March, 2014

Period	Returns (in %)		
	IDBI Corporate Debt Opportunities Fund (G)	CRISIL Short Term Bond Fund Index#	CRISIL 1 Yr T-Bill Index##
1 year	6.62	8.37	6.42
3 years	8.35	9.14	7.54
Since Inception (SI) : Upto July 31, 2017	8.65	9.37	7.69
Value of investment of Rs.10000/- (SI)	Rs. 13,273.30	Rs. 13,577.77	Rs. 12,878.89

FM Managing this Scheme since 1st February 2017.

The Regular Plan of this scheme is in existence for a period less than 5 years.

**Scheme Managed by Fund Managers (FM) -**

**Mr. Raju Sharma (Debt Portion) - Total Experience: Over 25 Years &  
Mr. Anshul Mishra (Equity Portion) - Total Experience: Over 9 Years**

**IDBI Monthly Income Plan (IMIP)**

Inception date: 7th March, 2011

Period	Returns (in %)		
	IDBI Monthly Income Plan (G)	CRISIL MIP Blended Index#	CRISIL 10 Yr Gilt Index##
1 year	5.75	11.00	9.83
3 years	7.56	10.87	11.15
5 years	7.68	10.40	8.60
Since Inception (SI) : Upto July 31, 2017	7.57	9.57	7.71
Value of investment of Rs.10000/- (SI)	Rs. 15,957.90	Rs. 17,956.19	Rs. 16,096.94

Mr. Raju Sharma Managing this Scheme (Debt Portion) since 3rd May 2017 &

Mr. Anshul Mishra Managing this Scheme (Equity Portion) since 17th October 2016

**SYSTEMATIC INVESTMENT PLAN (SIP) PERFORMANCE EQUITY FUNDS - REGULAR PLANS (As on 31st July, 2017)**

**IDBI Equity Advantage Fund (IEAF)**

Instalment amount: Frequency:	₹ 10,000/- Monthly	Investment date: Inception date:	1st of every month 10th September, 2013		
			Since Inception	3 years	1 year
Total amount invested (Rs. in '000)			470	360	120
Market value as on 31st July 2017 (Rs. in '000)			679.88	441.21	133.55
Scheme Return (% XIRR)			19.14	13.68	21.69
Benchmark (S&P BSE 200 Index #) return (% XIRR)			15.46	14.59	27.56
Additional Benchmark (S&P BSE Sensex##) return (%XIRR)			11.88	11.43	25.85

**IDBI India Top 100 Equity Fund (IIT100 EF)**

Instalment amount: Frequency:	₹ 10,000/- Monthly	Investment date: Inception date:	1st of every month 15th May, 2012			
			Since Inception	5 years	3 years	1 year
Total amount invested (Rs. in '000)			630	600	360	120
Market value as on 31st July 2017 (Rs. in '000)			994.43	923.16	448.06	136.85
Scheme Return (% XIRR)			17.39	17.27	14.75	27.16
Benchmark (Nifty 100 Index #) return (% XIRR)			14.76	14.64	13.91	27.46
Additional Benchmark (Nifty 50 Index ##) return (%XIRR)			13.41	13.26	12.60	26.58

**IDBI Diversified Equity Fund (IDEF)**

Instalment amount: Frequency:	₹ 10,000/- Monthly	Investment date: Inception date:	1st of every month 28th March, 2014		
			Since Inception	3 years	1 year
Total amount invested (Rs. in '000)			410	360	120
Market value as on 31st July 2017 (Rs. in '000)			525.19	431.43	131.86
Scheme Return (% XIRR)			14.65	12.12	18.93
Benchmark (S&P BSE 500 Index #) return (% XIRR)			15.33	15.36	28.73
Additional Benchmark (S&P BSE Sensex ##) return (%XIRR)			11.26	11.43	25.85

**IDBI Nifty Index Fund (INIF)**

Instalment amount: Frequency:	₹ 10,000/- Monthly	Investment date: Inception date:	1st of every month 25th June, 2010			
			Since Inception	5 years	3 years	1 year
Total amount invested (Rs. in '000)			860	600	360	120
Market value as on 31st July 2017 (Rs. in '000)			1304.09	826.29	430.63	136.12
Scheme Return (% XIRR)			11.41	12.76	12.00	25.95
Benchmark (Nifty 50 - Index TRI #) return (% XIRR)			13.18	14.73	14.10	28.63
Additional Benchmark (Nifty 50 Index ##) return (%XIRR)			11.79	13.26	12.60	26.58

**IDBI Nifty Junior Index Fund (INJIF)**

Instalment amount: Frequency:	₹ 10,000/- Monthly	Investment date: Inception date:	1st of every month 20th September, 2010			
			Since Inception	5 years	3 years	1 year
Total amount invested (Rs. in '000)			830	600	360	120
Market value as on 31st July 2017 (Rs. in '000)			1617.83	1033.54	489.37	139.94
Scheme Return (% XIRR)			18.98	21.92	21.01	32.36
Benchmark (NiftyNext 50 Index - TRI #) return (%XIRR)			21.16	24.35	23.30	35.31
Additional Benchmark (Nifty 50 - Index ##) return (%XIRR)			11.96	13.26	12.60	26.58

# Scheme Benchmark

## Additional Benchmark as per SEBI Circular dated August 22, 2011.

Past Performance may or may not be sustained in the future. Returns pertain to growth option under Regular Plan and the same have been computed using XIRR by excel spreadsheet function. XIRR helps in calculating return on investments based on cash flows that are uniform and regular monthly subscriptions. The Regular and Direct Plan of IDBI Mutual Fund have different expense structure.



**SCHEME PERFORMANCE - DIRECT PLANS (As on 31st July, 2017)**

**Schemes Managed by Fund Manager (FM) - Mr. V. Balasubramanian  
Total Experience: Over 35 Years**

<b>IDBI Equity Advantage Fund (IEAF)</b>			
Inception date: 10th September, 2013			
Period	Returns (in %)		
	IDBI Equity Advantage Fund (G)	S&P BSE 200 Index#	S&P BSE SENSEX##
1 year	15.63	18.56	15.82
3 years	19.89	11.68	7.88
Since Inception (SI) : Upto July 31, 2017	27.36	17.74	13.31
Value of investment of Rs.10000/- (SI)	Rs. 25,620.00	Rs. 18,873.54	Rs. 16,259.84

FM Managing this Scheme since inception.  
The Direct Plan of this scheme is in existence for a period less than 5 years.

<b>IDBI Diversified Equity Fund (IDEF)</b>			
Inception date: 28th March, 2014			
Period	Returns (in %)		
	IDBI Diversified Equity Fund (G)	S&P BSE 500#	S&P BSE SENSEX##
1 year	13.31	19.83	15.82
3 years	17.78	12.22	7.88
Since Inception (SI) : Upto July 31, 2017	23.94	16.85	11.87
Value of investment of Rs.10000/- (SI)	Rs. 20,500.00	Rs. 16,833.80	Rs. 14,554.60

FM Managing this Scheme since inception.  
The Direct Plan of this scheme is in existence for a period less than 5 years.

**Schemes Managed by Fund Manager (FM) - Mr. Anshul Mishra  
Total Experience: Over 9 Years**

<b>IDBI India Top 100 Equity Fund (IIT100EF)</b>			
Inception date: 1st January, 2013			
Period	Returns (in %)		
	IDBI India Top 100 Equity Fund (G)	Nifty 100 Index#	Nifty 50 Index##
1 year	18.44	17.76	16.56
3 years	15.89	10.83	9.27
Since Inception (SI) : Upto July 31, 2017	17.01	13.23	12.19
Value of investment of Rs.10000/- (SI)	Rs. 20,535.42	Rs. 17,666.57	Rs. 16,933.88

FM Managing this Scheme since 3rd October 2016.  
The Direct Plan of this scheme is in existence for a period less than 5 years.

<b>IDBI Nifty Index Fund (INIF)</b>			
Inception date: 1st January, 2013			
Period	Returns (in %)		
	IDBI Nifty Index Fund (G)	Nifty 50 Index-TRI#	Nifty 50 Index##
1 year	17.12	18.05	16.56
3 years	9.65	10.60	9.27
Since Inception (SI) : Upto July 31, 2017	12.67	13.61	12.19
Value of investment of Rs.10000/- (SI)	Rs. 17,273.59	Rs. 17,938.19	Rs. 16,933.88

FM Managing this Scheme since 9th April 2015.  
The Direct Plan of this scheme is in existence for a period less than 5 years.

<b>IDBI Nifty Junior Index Fund (INJIF)</b>			
Inception date: 1st January, 2013			
Period	Returns (in %)		
	IDBI Nifty Junior Index Fund (G)	Nifty Next 50 Index-TRI#	Nifty 50 Index##
1 year	26.11	26.81	16.56
3 years	20.22	21.34	9.27
Since Inception (SI) : Upto July 31, 2017	19.59	20.87	12.19
Value of investment of Rs.10000/- (SI)	Rs. 22,692.04	Rs. 23,827.19	Rs. 16,933.88

FM Managing this Scheme since 9th April 2015.  
The Direct Plan of this scheme is in existence for a period less than 5 years.

<b>IDBI Gold Fund (IGFOF)</b>		
Inception date: 1st January, 2013		
Period	Returns (in %)	
	IDBI Gold Fund (G)	Domestic price of physical Gold#
1 year	-11.90	-10.33
3 years	-0.92	0.98
Since Inception (SI) : Upto July 31, 2017	-3.12	-1.48
Value of investment of Rs.10000/- (SI)	Rs. 8,649.35	Rs. 9,341.26

FM Managing this Scheme since 9th April 2015.  
The Direct Plan of this scheme is in existence for a period less than 5 years.

**Schemes Managed by Fund Manager (FM) - Mr. Raju Sharma -  
Total Experience: Over 25 Years**

<b>IDBI Liquid Fund (ILIQF)</b>			
Inception date: 1st January, 2013			
Period	Returns (in %)		
	IDBI Liquid Fund (G)	CRISIL Liquid Fund Index#	CRISIL 1 Yr T-Bill Index##
1 year	6.85	6.79	6.42
3 years	7.89	7.78	7.54
June 30, 2017 to July 31, 2017	0.57	0.57	0.56
June 17, 2017 to July 31, 2017	0.25	0.25	0.23
June 24, 2017 to July 31, 2017	0.12	0.12	0.11
Since Inception (SI) : Upto July 31, 2017	8.34	8.27	7.28
Value of investment of Rs.10000/- (SI)	Rs. 14,432.91	Rs. 14,388.03	Rs. 13,793.70

FM Managing this Scheme since 3rd May 2017  
The Direct Plan of this scheme is in existence for a period less than 5 years.

<b>IDBI Dynamic Bond Fund (IDBF)</b>			
Inception date: 1st January, 2013			
Period	Returns (in %)		
	IDBI Dynamic Bond (G)	CRISIL Composite Bond Fund Index#	CRISIL 10 Yr Gilt Index##
1 year	7.46	9.94	9.83
3 years	8.82	11.00	11.15
Since Inception (SI) : Upto July 31, 2017	7.13	9.57	8.24
Value of investment of Rs.10000/- (SI)	Rs. 13,712.12	Rs. 15,197.93	Rs. 14,373.47

FM Managing this Scheme since 3rd May 2017  
The Direct Plan of this scheme is in existence for a period less than 5 years.

<b>IDBI Gilt Fund (IGF)</b>			
Inception date: 1st January, 2013			
Period	Returns (in %)		
	IDBI Gilt Fund (G)	CRISIL Gilt Index#	CRISIL 10 Yr Gilt Index##
1 year	8.45	9.39	9.83
3 years	9.89	11.26	11.15
Since Inception (SI) : Upto July 31, 2017	8.90	9.19	8.24
Value of investment of Rs.10000/- (SI)	Rs. 14,779.93	Rs. 14,641.66	Rs. 14,373.47

FM Managing this Scheme since 3rd May 2017  
The Direct Plan of this scheme is in existence for a period less than 5 years.

**Schemes Managed by Fund Manager (FM) - Mr. Bhupesh Kalyani  
Total Experience: Over 15 Years**

<b>IDBI Ultra Short Term Fund (IUSTF)</b>			
Inception date: 1st January, 2013			
Period	Returns (in %)		
	IDBI Ultra Short Term Fund (G)	CRISIL Liquid Fund Index#	CRISIL 1 Yr T-Bill Index##
1 year	7.39	6.79	6.42
3 years	8.39	7.78	7.54
Since Inception (SI) : Upto July 31, 2017	8.66	8.27	7.27
Value of investment of Rs.10000/- (SI)	Rs. 14,631.29	Rs. 14,388.03	Rs. 13,793.70

FM Managing this Scheme since 1st February 2017.  
The Direct Plan of this scheme is in existence for a period less than 5 years.

**SCHEME PERFORMANCE - DIRECT PLANS (As on 31st July, 2017) (contd...)**

<b>IDBI Short Term Bond Fund (ISTBF)</b>			
Inception date: 1st January, 2013			
Period	Returns (in %)		
	IDBI Short Term Bond Fund (G)	CRISIL Short Term Bond Fund Index#	CRISIL 1 Yr T-Bill Index##
1 year	7.88	8.37	6.42
3 years	8.87	9.14	7.54
Since Inception (SI) : Upto July 31, 2017	8.86	9.09	7.27
Value of investment of Rs.10000/- (SI)	Rs. 14,755.49	Rs. 14,893.73	Rs. 13,793.70

FM Managing this Scheme since 1st February 2017.  
The Direct Plan of this scheme is in existence for a period less than 5 years.

<b>IDBI Corporate Debt Opportunities Fund (ICDOF)</b>			
Inception date: 3rd March, 2014			
Period	Returns (in %)		
	IDBI Corporate Debt Opportunities Fund (G)	CRISIL Short Term Bond Fund Index#	CRISIL 1 Yr T-Bill Index##
1 year	7.80	8.37	6.42
3 years	9.33	9.14	7.54
Since Inception (SI) : Upto July 31, 2017	9.61	9.37	7.69
Value of investment of Rs.10000/- (SI)	Rs. 13,679.40	Rs. 13,577.77	Rs. 12,878.89

FM Managing this Scheme since 1st February 2017.  
The Direct Plan of this scheme is in existence for a period less than 5 years.

Scheme Managed by Fund Managers (FM) -  
Mr. Raju Sharma (Debt Portion) - Total Experience: Over 25 Years (w.e.f. 3rd May, 2017) &  
Mr. Anshul Mishra (Equity Portion) - Total Experience: Over 9 Years

<b>IDBI Monthly Income Plan (IMIP)</b>			
Inception date: 1st January, 2013			
Period	Returns (in %)		
	IDBI Monthly Income Plan (G)	CRISIL MIP Blended Index#	CRISIL 10 Yr Gilt Index##
1 year	6.92	11.00	9.83
3 years	8.32	10.87	11.15
Since Inception (SI) : Upto July 31, 2017	7.93	10.10	8.24
Value of investment of Rs.10000/- (SI)	Rs. 14,186.36	Rs. 15,539.88	Rs. 14,373.47

Mr. Raju Sharma Managing this Scheme (Debt Portion) since 3rd May 2017 &  
Mr. Anshul Mishra Managing this Scheme (Equity Portion) since 17th October 2016  
The Direct Plan of this scheme is in existence for a period less than 5 years.

# Scheme Benchmark; ## Additional Benchmark as per SEBI Circular dated August 22, 2011.

Past performance may or may not be sustained in the future. Returns pertain to growth option under Direct Plan. The returns are Compounded Annual Growth Returns (CAGR) for past 1 year, 3 years, 5 years & since inception period and annualised for the period below 1 year. The Regular and Direct Plan of IDBI Mutual Fund have different expense structure.

**SYSTEMATIC INVESTMENT PLAN (SIP) PERFORMANCE EQUITY FUNDS - DIRECT PLANS (As on 31st July, 2017)**

<b>IDBI Equity Advantage Fund (IEAF)</b>			
Instalment amount: ₹ 10,000/-	Investment date: 1st of every month		
Frequency: Monthly	Inception date: 10th September, 2013		
	Since Inception	3 years	1 year
Total amount invested (Rs. in '000)	470	360	120
Market value as on 31st July 2017 (Rs. in '000)	696.09	449.45	134.72
Scheme Return (% XIRR)	20.41	14.97	23.62
Benchmark (S&P BSE 200 Index #) return (% XIRR)	15.46	14.59	27.56
Additional Benchmark (S&P BSE Sensex ##) return (%XIRR)	11.88	11.43	25.85

<b>IDBI India Top 100 Equity Fund (IIT100 EF)</b>			
Instalment amount: ₹ 10,000/-	Investment date: 1st of every month		
Frequency: Monthly	Inception date: 1st January, 2013		
	Since Inception	3 years	1 year
Total amount invested (Rs. in '000)	550	360	120
Market value as on 31st July 2017 (Rs. in '000)	834.72	456.12	138.10
Scheme Return (% XIRR)	18.34	16.00	29.27
Benchmark (Nifty 100 Index #) return (% XIRR)	14.68	13.91	27.46
Additional Benchmark (Nifty 50 Index ##) return (%XIRR)	13.28	12.60	26.58

<b>IDBI Diversified Equity Fund (IDEF)</b>			
Instalment amount: ₹ 10,000/-	Investment date: 1st of every month		
Frequency: Monthly	Inception date: 28th March, 2014		
	Since Inception	3 years	1 year
Total amount invested (Rs. in '000)	410	360	120
Market value as on 31st July 2017 (Rs. in '000)	536.69	440.04	133.27
Scheme Return (% XIRR)	15.97	13.49	21.24
Benchmark (S&P BSE 500 Index #) return (% XIRR)	15.33	15.36	28.73
Additional Benchmark (S&P BSE Sensex ##) return (%XIRR)	11.26	11.43	25.85

<b>IDBI Nifty Index Fund (INIF)</b>			
Instalment amount: ₹ 10,000/-	Investment date: 1st of every month		
Frequency: Monthly	Inception date: 1st January, 2013		
	Since Inception	3 years	1 year
Total amount invested (Rs. in '000)	550	360	120
Market value as on 31st July 2017 (Rs. in '000)	754.03	438.38	137.05
Scheme Return (% XIRR)	13.78	13.23	27.50
Benchmark (Nifty 50 Index - TRI #) return (% XIRR)	14.76	14.10	28.63
Additional Benchmark (Nifty 50 Index ##) return (%XIRR)	13.28	12.60	26.58

<b>IDBI Nifty Junior Index Fund (INJIF)</b>			
Instalment amount: ₹ 10,000/-	Investment date: 1st of every month		
Frequency: Monthly	Inception date: 1st January, 2013		
	Since Inception	3 years	1 year
Total amount invested (Rs. in '000)	550	360	120
Market value as on 31st July 2017 (Rs. in '000)	931.65	499.21	141.01
Scheme Return (% XIRR)	23.33	22.45	34.18
Benchmark (NiftyNext 50 Index - TRI #) return (%XIRR)	24.57	23.30	35.31
Additional Benchmark (Nifty 50 Index ##) return (%XIRR)	13.28	12.60	26.58

# Scheme Benchmark

## Additional Benchmark as per SEBI Circular dated August 22, 2011.

Past Performance may or may not be sustained in the future. Returns pertain to growth option under Direct Plan and the same have been computed using XIRR by excel spreadsheet function. XIRR helps in calculating return on investments based on cash flows that are uniform and regular monthly subscriptions. The Regular and Direct Plan of IDBI Mutual Fund have different expense structure.

**MUTUAL FUND INVESTMENTS ARE SUBJECT TO MARKET RISKS, READ ALL SCHEME RELATED DOCUMENTS CAREFULLY.**

## KARVY INVESTOR SERVICE CENTRES

**Agartala:** Bidurkarta Chowmuhani, J N Bari Road, Tripura ( West ), Agartala, Tripura - 799001. **Agra:** 1st Floor, Deepak Wasan Plaza, Behind Holiday Inn, Sanjay Place, Agra, Uttar Pradesh - 282002. **Ahmedabad:** 201/202 Shail Complex, Opp: Madhusudan House, B/H Girish Cold Drink, off C G Road, Navrangpura, Ahmedabad, Gujarat - 380006. **Ajmer:** 302, 3rd Floor, Ajmer Auto Building, Opposite City Power House, Jaipur Road; Ajmer, Rajasthan - 305001. **Akola:** Yamuna Tarang Complex, Shop No 30, Ground Floor, N. H. No- 06, Murtizapur Road, Opp Radhakrishna Talkies, Akola, Maharashtra - 444004. **Aligarh:** 1st Floor, Kumar Plaza, Ramghat Road, Aligarh, Uttar Pradesh - 202001. **Allahabad:** Rsa Towers, 2nd Floor, Above Sany TV Showroom, 57, S P Marg, Civil Lines, Allahabad, Uttar Pradesh - 211001. **Alleppy:** 1st Floor, Jp Towers, Mullackal, Ksrct Bus Stand, Alleppy, Kerala - 688011. **Alwar:** 101, Saurabh Tower, Opp. Uit, Near Bhagat Singh Circle, Road No. 2, Alwar, Rajasthan - 301001. **Amaravathi:** Shop No. 21, 2nd Floor, Gulshan Tower, Near Panchsheel Talkies, Jaistamb Square, Amaravathi, Maharashtra - 444601. **Ambala:** 6349, Nicholson Road, Adjacent Kos Hospital Ambala Cant, Ambala, Haryana - 133001. **Amritsar:** 72-A, Taylor's Road, Opp Aga Heritage Club, Amritsar, Punjab - 143001. **Anand:** B-42 Vaibhav Commercial Center, Nr Tvs Down Town Show Room, Grid Char Rasta, Anand, Gujarat - 380001. **Ananthapur:** #15/149, 1st Floor, S R Towers, Subash Road, Opp. To Lalitha Kala Parishad, Anantapur, Andhra Pradesh - 515001. **Ankleshwar:** L/2 Keval Shopping Center, Old National Highway, Ankleshwar, Gujarat - 393002. **Asansol:** 114/71 G T Road, Near Sany Centre, Bhanga Pachil, Asansol, West Bengal - 713303. **Aurangabad:** Ramkunj Niwas, Railway Station Road, Near Osmanpura Circle, Aurangabad, Maharashtra - 431005. **Azamgarh:** 1st Floor, Alkal Building, Opp. Nagaripalika Civil Line, Azamgarh, Uttar Pradesh - 276001. **Balalore:** M. S Das Street, Gopalgaon, Balalore, Orissa, Balalore, Orissa - 756001. **Bangalore:** 59, Skanda Puttanna Road, Basavanagudi, Bangalore, Karnataka - 560004. **Bankura:** Ambika Market Complex (Ground Floor), Nutanganj, Post & Dist Bankura, Bankura, West Bengal - 722101. **Bareilly:** 1st Floor, 165, Civil Linesopp. Hotel Bareilly Palace, Near Railway Station, Bareilly, Uttar Pradesh - 243001. **Barhampore (Wb):** Thakur Market Complex, Gorabazar, Post Barhampore Dist Murshidabad, 72 No Nayasarak Road, Barhampore (Wb), West Bengal - 742101. **Baroda:** 203, Corner Point, Jetapur Road, Baroda, Gujarat, Baroda, Gujarat - 390007. **Begusarai:** Near Hotel Diamond Surbhi Complex, O. C Township Gate, Kapasiya Chowk, Begusarai, Bihar - 851117. **Belgaum:** Cts No 3939/ A2 A1, Above Raymonds Show Room, Beside Harsha Appliances, Club Road, Belgaum, Karnataka - 590001. **Bellary:** No. 1, Khb Colony, Gandhi Nagar, Bellary, Karnataka - 583103. **Berhampur (Or):** Divya Nandan Kalyan Mandap, 3rd Lane Dharam Nagar, Near Lohiya Motor, Berhampur (Or), Orissa - 760001. **Betul:** 107, 1st Floor, Hotel Utkarsh, J. H. College Road, Betul, Madhya Pradesh - 460001. **Bhagalpur:** 2nd Floor, Chandralok Complex, Ghantaghar, Radha Rani Sinha Road, Bhagalpur, Bihar - 812001. **Bharuch:** Shop No 147-148, Aditya Complex, Near Kasak Circle, Bharuch, Gujarat - 392001. **Bhatinda:** #2047-A 2nd Floor, The Mall Road, Above Max New York Life Insurance, Bhatinda, Punjab - 151001. **Bhavnagar:** Krushna Darshan Complex, Parimal Chowk, office No. 306-307, 3rd Floor, Above Jed Blue Show Room, Bhavnagar, Gujarat - 364002. **Bhilai:** Shop No -1, First Floor Plot No -1, Commercial Complex Nehru Nagar - East, Bhilai, Chatisgarh - 490020. **Bhilwara:** Shop No. 27-28, 1st Floor, Heera Panna Market, Pur Road, Bhilwara, Rajasthan - 311001. **Bhopal:** Kay Kay Business Centre, 133, Zone I, Mp Nagar, Above City Bank, Bhopal, Madhya Pradesh - 462011. **Bhubaneswar:** A/181, Back Side of Shivam Honda Show Room, Saheed Nagar, Bhubaneswar, Orissa - 751007. **Bikaner:** 70-71, 2nd Floor Dr. Chahar Building, Panchsati Circle, Sadul Gana, Bikaner, Rajasthan - 334003. **Bilaspur:** Shop No -225,226 & 227, 2nd Floor, Narayan Plaza, Link Road, Bilaspur, Chatisgarh - 495001. **Bokaro:** B-1, 1st Floor, City Centre, Sector - 4, Near Soni Chandi Jewellers, Bokaro, Jharkhand - 827004. **Burdwan:** 63 Gt Road, Halder Complex 1st Floor, Burdwan, West Bengal - 713101. **Calicut:** 2nd Floor Soubhagya Shopping Complex, Arayidathpalam, Mavoor Road, Calicut, Kerala - 673004. **Chandigarh:** Sco- 2423-2424, Above Mirchi Restaurant, New Aroma Hotel, First Floor, Sector 22-C, Chandigarh, Union Territory - 160022. **Chandrapur:** Shop No-6 office No-2, 1st Floor Rauts Raghuvanshi Complex, Beside Azad Garden Main Road, Chandrapur, Maharashtra - 442402. **Chennai:** F-11, Akshaya Plaza, 1st Floor, 108, Adhithanar Salai, Egmore, Opp To Chief Metropolitan Court, Chennai, Tamil Nadu - 600002. **Chinsura:** J C Ghosh Saranu, Bhanga Gara, Chinsurah, Hooghly, Chinsurah, West Bengal - 712101. **Cochin:** Ali Arcade, 1st Floor, Kizhavana Road, Panampilly Nagar, Near Atlantis Junction, Ernakulam, Kerala - 682036. **Coimbatore:** 3rd Floor, Jaya Enclave, 1057 Avinashi Road, Coimbatore, Tamil Nadu - 641018. **Cuttack:** Opp Dargha Bazar Police Station, Dargha Bazar, Po - Buxi Bazar, Cuttack, Orissa - 753001. **Darbhanga:** Jaya Complex, 2nd Floor, Above Furniture Planet, Donar, Chowk, Darbhanga, Bihar - 846003. **Davangere:** D. No 376/2, 4Th Main, 8Th Cross, P J Extension, Opp Byadgishettar School, Davangere, Karnataka - 577002. **Dehradun:** Kaulagarh Road, Near Sirmaur Marg above, Reliance Webworld, Dehradun, Uttaranchal - 248001. **Deoria:** 1st Floor, Shanti Niketan, Opp. Zila Panchayat, Civil Lines, Deoria, Uttar Pradesh - 274001. **Dewas:** 27 Rmo House, Station Road, Above Maa Chamunda Gaes Agency, Dewas, Madhya Pradesh - 455001. **Dhanbad:** 208 New Market 2nd Floor, Bank More, Dhanbad, Jharkhand - 826001. **Dharwad:** 307/9-A 1st Floor, Nagarkar Colony, Elite Business Center, Nagarkar Colony, P B Road, Dharwad, Karnataka - 580001. **Dhule:** Ground Floor Ideal Laundry, Lane No 4, Khol Galli, Near Muthoot Finance, Opp Bhavasar General Store, Dhule, Maharashtra - 424001. **Dindigul:** No: 9 Old No:4/B, New Agraharam, Palani Road, Dindigul, Tamil Nadu - 624001. **Durgapur:** Mwav-16 Bengal Ambuja, 2nd Floor City Centre, Distt. Burdwan, Durgapur-16, Durgapur, West Bengal - 713216. **Eluru:** D. No:23B-5-93/1, Savithri Complex, Edaravari Street, Near Dr. Prabhavathi Hospital, R. R. Pet, Eluru, Andhra Pradesh - 534002. **Erode:** No: 4, Veerappan Traders Complex, Kmy Salai, Sathy Road, Opp. Erode Bus Stand, Erode, Tamil Nadu - 638003. **Faridabad:** A-2B, 3rd Floor, Neelam Bata Road, Peer Ki Mazar, Nehru Groundnit, Faridabad, Haryana - 121001. **Ferozpur:** The Mall Road, Chawla Building, 1st Floor, Opp. Centrail Jail, Near Hanuman Mandir, Ferozpur, Punjab - 152002. **Gandhidham:** Shop # 12, Shree Ambica Arcade, Plot # 300, Ward 12, Opp. CG High School, Near HDFC Bank, Gandhidham, Gujarat - 370201. **Gandhinagar:** 123, First Floor, Megh Malhar Complex, Opp Vijay Petrol Pump, Sector - 11, Gandhinagar, Gujarat - 382011. **Gaya:** 54 Lal Kothi Compound, Shree Krishna Road, 2nd Floor - North side, Nr. Royal Surya Hotel, Gaya, Bihar - 823001. **Ghaziabad:** 1st Floor C-7, Lohia Nagar, Ghaziabad, Uttar Pradesh - 201001. **Ghaziपुर:** 2nd Floor, Shubhra Hotel Complex, Mahabagh, Ghaziपुर, Uttar Pradesh - 233001. **Gonda:** Shri Market, Sahabgunj, Station Road, Gonda, Uttar Pradesh - 271001. **Gorakhpur:** Above V. I. P. House Ajdacent, A. D. Girls College, Bank Road, Gorakhpur, Uttar Pradesh - 273001. **Gulbarga:** Cts No 2913 1st Floor, Asian Towers, Jagath Station Main Road, Next To Adithya Hotel, Gulbarga, Karnataka - 585105. **Guntur:** D No 6-10-27, Srinilayam, Arundelpet, 10/1, Guntur, Andhra Pradesh - 522002. **Gurgaon:** Shop No. 18, Ground Floor, Sector - 14, Opp. Akd Tower, Near Huda office, Gurgaon, Haryana - 122001. **Guwahati:** 1st Floor, Bajrangbali Building, Near Bora Service Station, Gs Road, Guwahati, Assam - 781007. **Gwalior:** 2nd Floor, Rajeev Plaza, Jayendra Ganj, Lashkar, Gwalior, Madhya Pradesh - 474009. **Haldwani:** Above Kapilaz, Sweet House, Opp Lic Building, Pilikothi, Kaladhungi Road, Haldwani, Uttaranchal - 263139. **Haridwar:** 8, Govind Puri, Opp. Lic - 2, Above Vijay Bank, Main Road, Ranipur More, Haridwar, Uttaranchal - 249401. **Hassan:** Sas No-212, Ground Floor, Sampige Road 1st Cross, Near Hotel Southern Star, K R Puram, Hassan, Karnataka - 573201. **Hissar:** Sco 71, 1st Floor, Red Square Market, Hissar, Haryana - 125001. **Hoshiarpur:** 1st Floor, The Mall Tower, Opp Kapila Hospital, Sutheri Road, Hoshiarpur, Punjab - 146001. **Hubli:** Ctc No. 483/A1/A2, Ground Floor, Shri Ram Palza, Behind Kotak Mahindra Bank, Club Road, Hubli, Karnataka - 580029. **Hyderabad:** Karvy House, No:46, 8-2-609/K, Avenue 4, Street No. 1, Banjara Hills, Hyderabad, Telangana - 500034. **Indore:** 2nd Floor, 203-205 Balaji Corporate House, Above Ici Bank, 19/1 New Palasia, Near Curewell Hospital, Janjeerwala Square Indore, Indore, Madhya Pradesh - 452001. **Jabalpur:** Grover Chamber, 43 Naya Bazar Malviya Chowk, Opp Shyam Market, Jabalpur, Madhya Pradesh - 482002. **Jaipur:** S16/A Iird Floor, Land Mark Building Opp Jai Club, Mahaver Marg C Scheme, Jaipur, Rajasthan - 302001. **Jalandhar:** 1st Floor, Shanti Towers, Sco No. 37, Puda Complex, Opposite Tehsil Complex, Jalandhar, Punjab - 144001. **Jalgaon:** 269, Jace Vishwa, 1 St Floor, Baliram Peth, Above United Bank of India, Near Kishor Agencies, Jalgaon, Maharashtra - 425001. **Jalpaiguri:** D B C Road Opp Nirala Hotel, Opp Nirala Hotel, Opp Nirala Hotel, Jalpaiguri, West Bengal - 735101. **Jammu:** Gupta's Tower, 2nd Floor, Cb-12, Rail Head Complex, Jammu, Jammu & Kashmir - 180012. **Jamnagar:** 136-137-138 Madhav Palaza, Opp Sbi Bank, Nr Lal Bungalow, Jamnagar, Gujarat - 361001. **Jamshedpur:** 2nd Floor, R R Square, Sb Shop Area, Near Reliance Foot Print & Hotel- Bs Park Plaza, Main Road, Bistupur, Jamshedpur, Jharkhand - 831001. **Jaunpur:** R N Complex, 1-1-9-G, In Front of Pathak Honda, Ummarpur, Jaunpur, Uttar Pradesh - 222002. **Jhansi:** 371/01, Narayan Plaza, Gwalior Road, Near Jeevan Shah Chauraha, Jhansi, Uttar Pradesh - 284001. **Jodhpur:** 203, Modi Arcade, Chopasni Road, Jodhpur, Rajasthan - 342001. **Junagadh:** 124-125 Punit Shopping Center, M. G Road, Ranavav Chowk, Junagadh, Gujarat - 362001. **Kannur:** 2 Nd Floor, Prabhath Complex, Fort Road, Nr. Ici Bank, Kannur, Kerala - 670001. **Kanpur:** 15/46, B, Ground Floor, Opp: Muir Mills, Civil Lines, Kanpur, Uttar Pradesh - 208001. **Karaikudi:** No. 2, Gopi Arcade, 100 Feet Road, Karaikudi, Tamil Nadu - 630001. **Karimnagar:** H. No. 4-2-130/131, Above Union Bank, Jafri Road, Rajeev Chowk, Karimnagar, Telangana - 505001. **Karnal:** 18/369, Char Chaman, Kunjipura Road, Behind Miglani Hospital, Karnal, Haryana - 132001. **Karur:** No. 6, Old No. 1304, Thiru-Vi-Ka Road, Near G. R. Kalyan Mahal, Karur, Tamil Nadu - 639001. **Kharagpur:** 180 Malancha Road, Beside Axis Bank Ltd, Kharagpur, West Bengal - 721304. **Kolhapur:** 605/1/4 E Ward, Shahupuri 2nd Lane, Laxmi Niwas, Near Sultane Chambers, Kolhapur, Maharashtra - 416001. **Kolkata:** Apeejay House ( Beside Park Hotel ), C Block, 3rd Floor, 15 Park Street, Kolkata, West Bengal - 700016. **Kollam:** Sree Vigneshwara Bhavan, Shastri Junction, Kadapakada, Kollam, Kerala - 691001. **Korba:** 1st Floor, City Centre, 97 Irc, Transport Nagar, Korba, Chatisgarh - 495677. **Kota:** 29, 1st Floor, Near Lala Lajpat Rai Circle, Shopping Centre, Kota, Rajasthan - 324007. **Kottayam:** 1st Floor Csiascension Square, Railway Station Road, Collectorate P O, Kottayam, Kerala - 686002. **Kurnool:** Shop No. 43, 1st Floor, S V Complex, Railway Station Road, Near Sbi Main Branch, Kurnool, Andhra Pradesh - 518004. **Lucknow:** 1st Floor, A. A. Complex, 5 Park Road, Hazratganj, Thaper House, Lucknow, Uttar Pradesh - 226001. **Ludhiana:** Sco - 136, 1st Floor Above Airtel Showroom, Feroze Gandhi Market, Ludhiana, Punjab - 141001. **Madurai:** Rakesh Towers, 30-C, Ist Floor, Bye Pass Road, Opp Nagappa Motors, Madurai, Tamil Nadu - 625010. **Malappuram:** First Floor, Peckays Arcade, Down Hill, Malappuram, Kerala - 676505. **Malda:** Sahis Tuli, Under Ward No. 6, No. 1 Govt Colony, English Bazar Municipality, Malda, West Bengal - 732101. **Mandi:** 149/11, School Bazaar, Near Uco Bank, Opp. Hari Mandir, Mandi, Uttar Pradesh - 175001. **Mangalore:** Mahendra Arcade Opp Court Road, Karangal Padi, Mangalore, Karnataka - 575003. **Margao:** 2nd Floor, Dalal Commercial Complex, Pajifond, Margao, Goa - 403601. **Mathura:** Ambey Crown, 2nd Floor, In Front of Bsa College, Gaushala Road, Mathura, Uttar Pradesh - 281001. **Meerut:** 1st Floor, Medi Centre opp Ici Bank, Hapur Road Near Bachha Park, Meerut, Uttar Pradesh - 250002. **Mehsana:** Ul/47 Apollo Enclave, Opp Simandhar Temple, Modhera Cross Road, Mehsana, Gujarat - 384002. **Mirzapur:** Abhay Mandir, Above Hdfe Bank, Dankin Gunj, Mirzapur, Uttar Pradesh - 231001. **Moga:** 1st Floor, Dutt Road, Mandir Wali Gali, Civil Lines, Barat Ghar, Moga, Punjab - 142001. **Moradabad:** Om Arcade, Parker Road, Above Syndicate Bank, Chowk Tari Khana, Moradabad, Uttar Pradesh - 244001. **Morena:** Moti Palace, Near Ramjanki Mandir, Near Ramjanki Mandir, Morena, Madhya Pradesh - 476001. **Mumbai:** 24/B, Raja Bahadur Compound, Ambalal Doshi Marg, Behind Bse Bldg, Fort, Maharashtra - 400001. **Muzaffarpur:** First Floor, Shukla Complex, Near Ici Bank, Civil Court Branch, Company Bagh, Muzaffarpur, Bihar - 842001. **Mysore:** L-350, Silver Tower, Ashoka Road, Opp. Clock Tower, Mysore, Karnataka - 570001. **Nadiad:** 104/105, Near Paras Cinema, City Point Nadiad, Nadiad, Gujarat - 387001. **Nagercoil:** 45, East Car Street, 1st Floor, Nagercoil, Tamil Nadu - 629 001. **Nagpur:** Plot No 2/1 House No 102/1, Mata Mandir Road, Mangaldeep Appartment Opp Khandelwal Jewelers, Dharampeth, Nagpur, Maharashtra - 440010.



**Namakkal:** 105/2, Arun Towers, Paramathi Road, Namakkal, Tamil Nadu - 637001. **Nanded:** Shop No. 4, Santakripa Market, G G Road, Opp. Bank of India, Nanded, Maharashtra - 431601. **Nasik:** F-1, Suyojit Sankul, Sharanpur Road, Near Rajiv Gandhi Bhavan, Nasik, Maharashtra - 422002. **Navsari:** 1/1 Chinmay Arcade, Opp Sattapir Rd. Tower Rd, Navsari, Gujarat - 396445. **Nellore:** 16-2-230, Room No: 207, 2nd Floor, Keizen Heights, Gandhi Nagar, Pogathota, Nellore, Andhra Pradesh - 524001. **New Delhi:** 305 New Delhi House, 27 Barakhamba Road, New Delhi, New Delhi - 110001. **Nizamabad:** H No:5-6-430, Above Bank of Baroda First Floor, Beside Hdfc Bank, Hyderabad Road, Nizamabad, Telangana - 503003. **Noida:** 405, 4Th Floor, Vishal Chamber, Plot No. 1, Sector-18, Noida, Uttar Pradesh - 201301. **Palghat:** No: 20 & 21, Metro Complex H. P. O. Road Palakkad, H. P. O. Road, Palakkad, Kerala - 678001. **Panipat:** Java Complex, 1st Floor, Above Vijaya Bank, G T Road, Panipat, Haryana - 132103. **Panjim:** Flat No. 1-A, H. No. 13/70, Timotio Bldg, Heliodoro Salgado Road, Next To Navhind Bhavan (Market Area), Panjim, Goa - 403001. **Pathankot:** 2nd Floor, Sahni Arcade Complex, Adj. Indra Colony Gate Railway Road, Pathankot, Pathankot, Punjab - 145001. **Patiala:** Sco 27 D, Chotri Baradari, Near Car Bazaar, Patiala, Punjab - 147001. **Patna:** 3A, 3rd Floor Anand Tower, Exhibition Road, Opp Icci Bank, Patna, Bihar - 800001. **Pollachi:** 146/4, Ramanathan Building, 1st Floor New Scheme Road, Pollachi, Tamil Nadu - 642002. **Pondicherry:** Building No:7, 1st Floor, Thiagarajar Street, Pondicherry, Pondicherry - 605001. **Proddatur:** Shop No:4, Araveti Complex, Mydukur Road, Beside Syndicate Bank, Proddatur, Andhra Pradesh - 516360. **Pudukottai:** Sundaram Masilamani Towers, Ts No. 5476 - 5479, Pm Road, Old Tirumayam Salai, Near Anna Statue, Jublie Arts, Pudukottai, Tamil Nadu - 622001. **Pune:** Mozaic Bldg, Cts No. 1216/1, Final, Plot No. 576/1 Tp, Scheme No. 1, F C Road, Bhamburda, Shivaji Nagar, Pune, Maharashtra - 411004. **Raipur:** Shop No-TF-31, 3rd Floor, Millenium Plaza, Near Old Indian Coffee House, G E Road, Raipur, Chatisgarh - 492001. **Rajahmundry:** D. No. 6-1-4, Rangachary Street, T. Nagar, Near Axis Bank Street, Rajahmundry, Andhra Pradesh - 533101. **Rajapalayam:** Sri Ganapathy Complex, 14B/5/18, T P Mills Road, Virudhungan Dist, Rajapalayam, Tamil Nadu - 626117. **Rajkot:** 104, Siddhi Vinyak Com. Opp Ramkrishna Ashram, Dr Yagnik Road, Rajkot, Rajkot, Gujarat - 360001. **Ranchi:** Room No 307 3rd Floor, Commerce Tower, Beside Mahabir Tower, Ranchi, Jharkhand - 834001. **Ratlam:** 1 Nagpal Bhawan, Free Ganj Road, Do Batti, Near Nokia Care, Ratlam, Madhya Pradesh - 457001. **Renukoot:** Radhika Bhavan, Opp. Padmini Hotel, Murdha, Renukoot, Renukoot, Uttar Pradesh - 231217. **Rewa:** 1st Floor, Angoori Building, Besides Allahabad Bank, Trans University Road, Civil Lines, Rewa, Madhya Pradesh - 485001. **Rohtak:** 1st Floor, Ashoka Plaza, Delhi Road, Rohtak, Haryana - 124001. **Roorkee:** Shree Ashadeep Complex, 16, Civil Lines, Near Income Tax office, Roorkee, Uttaranchal - 247667. **Rourkela:** 1st Floor Sandhu Complex, Kachery Road, Uditnagar, Rourekla, Orissa - 769012. **Sagar:** II Floor, Above Shiva Kanch Mandir, 5 Civil Lines, Sagar, Madhya Pradesh - 470002. **Saharanpur:** 18 Mission Market, Court Road, Saharanpur, Uttar Pradesh - 247001. **Salem:** No 3/250, Brindavan Road, 6Th Cross, Perumal Kovil Back Side, Fairland's, Salem, Tamil Nadu - 636016. **Sambalpur:** Ground Floor Quality Massion, Infront of Bazaar Kolkata, Nayapara, Sambalpur, Orissa - 768001. **Satna:** 1st Floor, Gopal Complex, Near Bus Stand, Rewa Road, Satna, Madhya Pradesh - 485001. **Shaktinagar:** 1st/A-375, VV Colony, Dist Sonebhadra, Shaktinagar, Uttar Pradesh - 231222. **Shillong:** Annex Mani Bhawan, Lower Thana Road, Near R K M Lp School, Shillong, Meghalaya - 793001. **Shimla:** Triveni Building, By Pas Chowkhhallini, Shimla, Himachal Pradesh - 171002. **Shimoga:** Sri Matra Naika Complex, 1st Floor, Above Shimoga Diagnostic Centre, Llr Road, Durgigudi, Shimoga, Karnataka - 577201. **Shivpuri:** 1st Floor, M. P. R. P. Building, Near Bank of India, Shivpuri, Madhya Pradesh - 473551. **Sikar:** First Floor, Super Tower, Behind Ram Mandir Near Taparya Bagichi, Sikar, Rajasthan - 332001. **Silchar:** N. N. Dutta Road, Chowchakra Complex, Premtala, Silchar, Assam - 788001. **Siliguri:** Nanak Complex, Sevoke Road, Siliguri, West Bengal - 734001. **Sitapur:** 12/12-A Sura Complex, Arya Nagar Opp, Mal Godam, Sitapur, Uttar Pradesh - 261001. **Sivakasi:** 363, Thiruthangal Road, Opp: Tneb, Sivakasi, Tamil Nadu - 626123. **Solan:** Sahni Bhawan, Adjacent Anand Cinema Complex, The Mall, Solan, Himachal Pradesh - 173212. **Solapur:** Block No 06, Vaman Nagar, Opp D-Mart, Jule Solapur, Solapur, Maharashtra - 413004. **Sonepat:** 205 R Model Town, Above Central Bank of India, Sonepat, Haryana - 131001. **Sri Ganganagar:** 35E Block, Opp: Sheeta Mata Vaateka Sri Ganganagar, Sri Ganganagar, Rajasthan - 335001. **Srikakulam:** D. No-4-1-28/1, Venkateswara Colony, Near Income Tax office, Srikakulam, Andhra Pradesh - 532001. **Sultanpur:** 1077/3, Civil Lines Opp Bus Stand, Civil Lines, Sultanpur, Uttar Pradesh - 228001. **Surat:** G-5 Empire State Buliding, Nr Udhna Darwaja, Ring Road, Surat, Gujarat - 395002. **Thanjavur:** No. 70, Nalliah Complex, Srinivasam Pillai Road, Tanjore, Tamil Nadu - 613001. **Thodupuzha:** First Floor, Pulimootil Pioneer, Pala Road, Thodupuzha, Kerala - 685584. **Tirunelveli:** 55/18, Jeney Building, S N Road, Near Aravind Eye Hospital, Tirunelveli, Tamil Nadu - 627001. **Tirupathi:** H. No:10-13-425, 1st Floor, Tilak Road, Opp: Sridevi Complex, Tirupathi, Andhra Pradesh - 517501. **Tirupur:** First Floor, 244 A, Above Selvakumar Dept Stores, Palladam Road, Opp To Cotton Market Complex, Tirupur, Tamil Nadu - 641604. **Tiruvalla:** 2nd Floor, Erinjery Complex, Ramanchira, Opp Axis Bank, Thiruvalla, Kerala - 689107. **Trichur:** 2nd Floor, Brothers Complex, Naikkanal Junction, Shornur Road, Near Dhanalakshmi Bank H O, Thirissur, Kerala - 680001. **Trichy:** 60, Sri Krishna Arcade, Thennur High Road, Trichy, Tamil Nadu - 620017. **Trivandrum:** 2nd Floor, Akshaya Tower, Sasthamangalam, Trivandrum, Kerala - 695010. **Tuticorin:** 4 - B, A34 - A37, Mangalmal Mani Nagar, Opp. Rajaji Park, Palayamkottai Road, Tuticorin, Tamil Nadu - 628003. **Udaipur:** 201-202, Madhav Chambers, Opp G P O, Chetak Circle, Udaipur, Rajasthan - 313001. **Ujjain:** 101 Aashta Tower, 13/1 Dhanwantri Marg, Freeganj, Ujjain, Madhya Pradesh - 456010. **Valsad:** Shop No 2, Phiroza Corner, Opp Next Show Room, Tithal Road, Valsad, Gujarat - 396001. **Vapi:** Shop No-12, Ground Floor, Sheetal Appatment, Near K P Tower, Vapi, Gujarat - 396195. **Varanasi:** D-64/1321st Floor, Anant Complex, Sagra, Varanashi, Uttar Pradesh - 221010. **Vellore:** 1, M N R Arcade, officers Line, Krishna Nagar, Vellore, Tamil Nadu - 632001. **Vijayanagaram:** Soubhagya, 19-6-1/3, 2nd Floor, Near Fort Branch, Opp: Three Temples, Vizianagaram, Andhra Pradesh - 535002. **Vijayawada:** 39-10-7, Opp: Municipal Water Tank, Labbipet, Vijayawada, Andhra Pradesh - 520010. **Visakhapatnam:** Door No: 48-8-7, Dwaraka Diamond, Ground Floor, Srinagar, Visakhapatnam, Andhra Pradesh - 530016. **Warangal:** 5-6-95, 1st Floor, Opp: B. Ed Collage, Lashkar Bazar, Chandra Complex, Hanmakonda, Warangal, Telangana - 506001. **Yamuna Nagar:** Jagdhari Road, Above Uco Bank, Near D. A. V. Girls College, Yamuna Nagar, Haryana - 135001.

**GOOD FOR  
YOUR HEALTH**



**GOOD FOR  
YOUR FINANCIAL  
HEALTH**



**Step by step investment  
through SIP - goes a long way  
towards achieving financial goals**

**Power of Compounding**  
Through SIP, your small investments have the potential  
to earn further return.

**Averaging**  
Over a period of time, your investment becomes an average  
of the highs and lows in the market.

*Begin by identifying your financial needs,  
invest systematically and realize your financial goals.*



An Investor Education &  
Awareness Initiative



**IDBI Asset Management Limited** (Investment Manager to IDBI Mutual Fund)  
CIN: U65100MH2010PLC199319

**Regd. Off.:** IDBI Tower, WTC Complex, Cuffe Parade, Colaba, Mumbai - 400 005.  
**Corp. Off.:** 5th Floor, Mafatal Centre, Nariman Point, Mumbai - 400 021.  
**All India Toll Free No.:** 1800-419-4324. **Tel. No.:** (+91 22) 6644 2800.  
**Fax No.:** (+91 22) 6644 2801. **Email ID:** contactus@idbimutual.co.in  
**SMS:** IDBIMF to 09220092200. **Website:** www.idbimutual.co.in

Mutual Fund investments are subject to market risks, read all scheme related documents carefully.